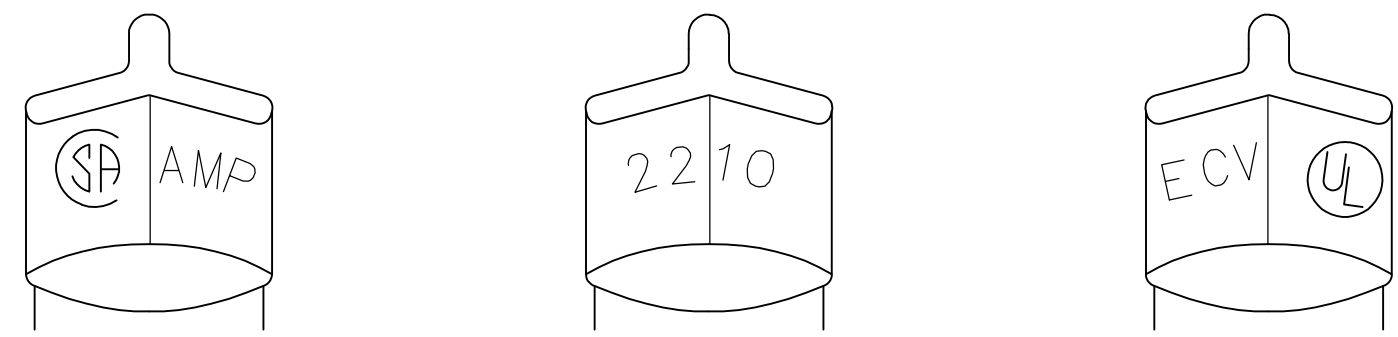


THIS DRAWING IS UNPUBLISHED. RELEASED FOR PUBLICATION  
 © COPYRIGHT - By - ALL RIGHTS RESERVED.

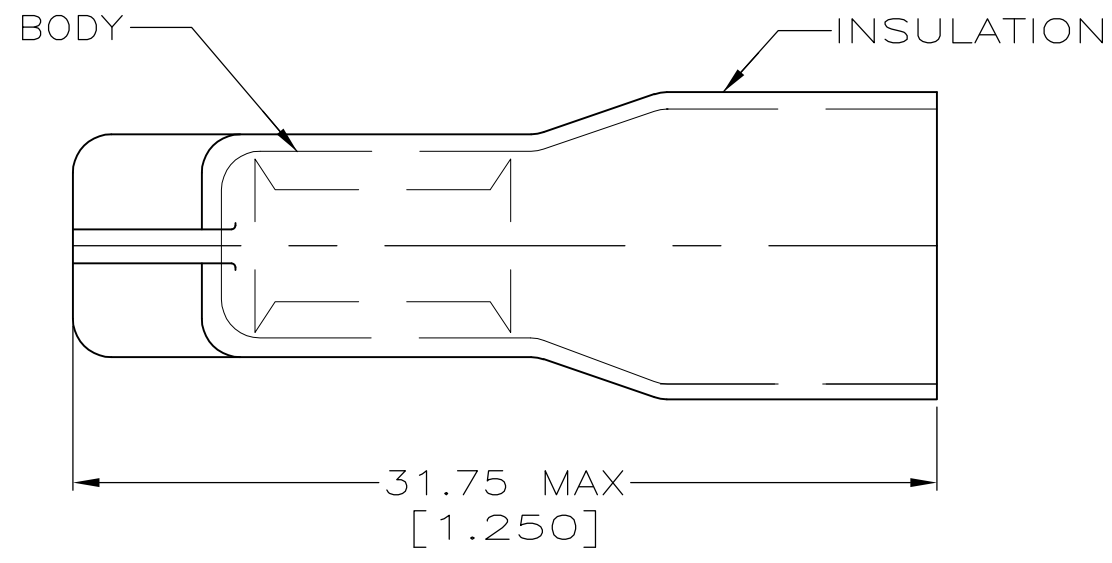
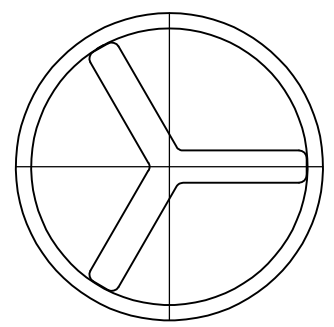
LOC	DIST	REVISIONS					
		P	LTR	DESCRIPTION	DATE	DWN	APVD
G	14		Y1	REVISED PER ECO-11-004917	11MAR11	RK	HMR

- △ 1 FOR 9.14 [.360] MAX WIRE INSULATION DIA
- △ 2 MATERIAL: BODY; COPPER PER ASTM B152 INSULATION; PVC COLOR; PURPLE
- △ 3 FINISH: BODY; TIN PL. PER ASTM B545



STAMPING DETAIL

<b>AMP</b> WIRE RANGE	Listed	LR7189 Certified
22-10 AWG SOLID OR STRANDED	22-10 AWG SOLID OR STRANDED	22-10 AWG SOLID OR STRANDED



QTY	DESCRIPTION	PART NO
100	LOOSE PC,BOX	8-321519-1
1500	TAPE MOUNTED	2-321519-2
-	LOOSE PIECE	321519

<b>AMP INCORPORATED CUSTOMER SERVICE SYSTEMS</b>		MAX RECOMMENDED OPERATING TEMPERATURE: 105° C MAX	THIS DRAWING IS A CONTROLLED DOCUMENT.		DWN G KRUPER 1/93	TE Connectivity							
FOR ADDITIONAL PRODUCT INFORMATION OR COPIES OF DRAWINGS AND TECHNICAL DOCUMENTS	PRODUCT INFORMATION CENTER 1-800-522-6752	VOLTAGE RATING: 600V MAX (BUILDING & WIRING) 1000V MAX (FIXTURES & SIGNS)	DIMENSIONS: INCHES	TOLERANCES UNLESS OTHERWISE SPECIFIED:	CHK R HERSEY 1/93	NAME SPLICE, WIRE, CLOSED END							
FOR APPLICATION TOOLING INFORMATION	TOOLING ASSISTANCE CENTER 1-800-722-1111	CIRCULAR MIL AREA: 1.65-6.59mm <sup>2</sup> [3248-13000] SOLID OR STRANDED		0 PLC ± - 1 PLC ± - 2 PLC ± 0.20[.008] 3 PLC ± - 4 PLC ± - ANGLES ± -	APVD M ELLIS 1/93								
FOR ORDER ENTRY	1-800-526-5142	THIS DRAWING IS A CONTROLLED DOCUMENT FOR AMP INCORPORATED. IT IS SUBJECT TO CHANGE AND THE CONTROLLING ENGINEERING ORGANIZATION SHOULD BE CONTACTED FOR THE LATEST REVISION.	MATERIAL	FINISH	PRODUCT SPEC -	SIZE A3	CAGE CODE 00779	DRAWING NO C-321519	RESTRICTED TO -	CUSTOMER DRAWING	SCALE 4:1	SHEET 1 OF 1	REV Y1

单击下面可查看定价，库存，交付和生命周期等信息

[>>TE Connectivity\(泰科\)](#)