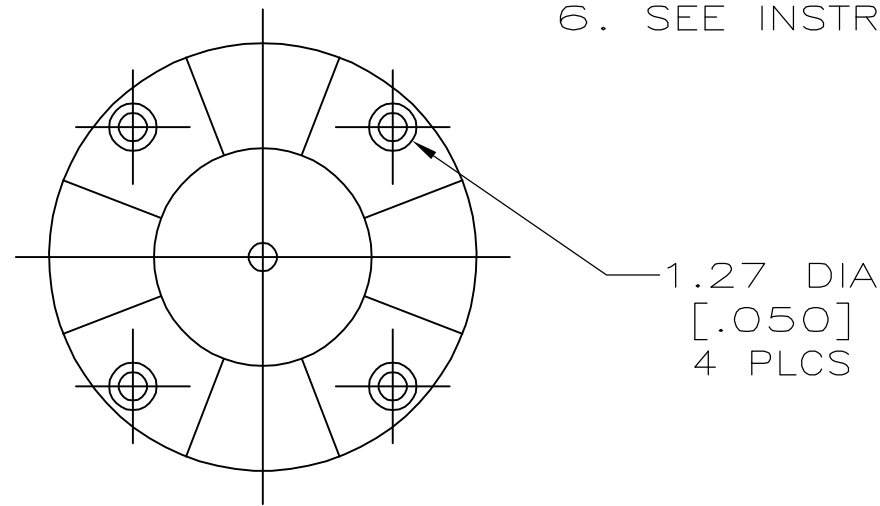
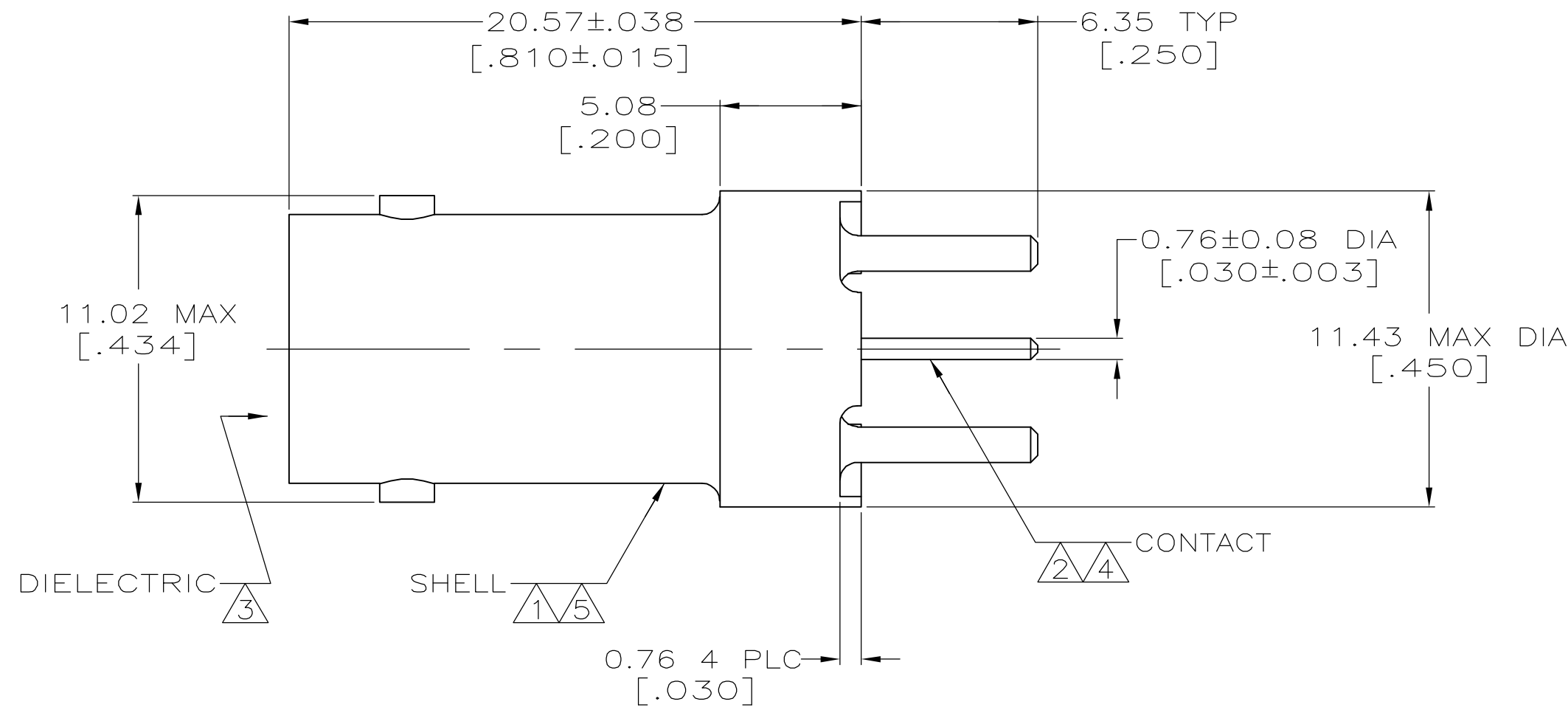
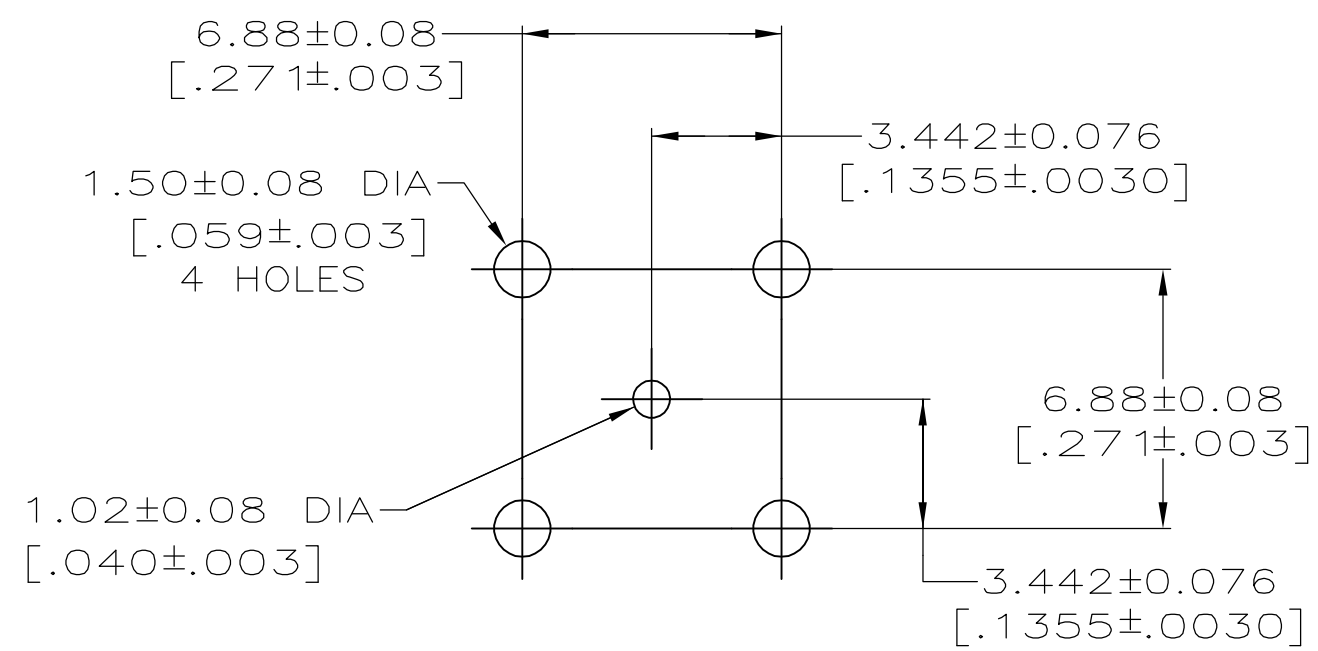


THIS DRAWING IS UNPUBLISHED. RELEASED FOR PUBLICATION
 © COPYRIGHT BY TYCO ELECTRONICS CORPORATION. ALL RIGHTS RESERVED.

LOC	DIST	REVISIONS			
P	LTR	DESCRIPTION	DATE	DWN	APVD
AJ	16				
		C	REVISED PER ECO-05-013873	16NOV05	BM JL



- ① ZINC PER QQ-Z-363
- ② BERYLLIUM COPPER PER ASTM-B-196
- ③ PTFE PER MIL-P-19468
- ④ GOLD PLATE PER MIL-G-45204
0.76 μ m [$.000030$] MINIMUM THICK.
- ⑤ TIN-LEAD PLATE PER ASTM-B-545,
3.04 μ m [$.000120$] MINIMUM THICK.
- ⑥ SEE INSTRUCTION SHEET 408-9889.



PCB CONFIGURATION

1274359-1
PART NUMBER

THIS DRAWING IS A CONTROLLED DOCUMENT.		DWN J. LIPPERT 9-15-99	Tyco Electronics Corporation Harrisburg, PA 17105-3608															
DIMENSIONS: INCHES		CHK J. LIPPERT 9-15-99																
TOLERANCES UNLESS OTHERWISE SPECIFIED:		APVD J. LIPPERT 9-15-99	NAME JACK, VERTICAL, PCB, 75 OHM, COMMERCIAL BNC															
<table border="1"> <tr><td>0 PLC</td><td>± -</td></tr> <tr><td>1 PLC</td><td>± -</td></tr> <tr><td>2 PLC</td><td>± 0.20 [.008]</td></tr> <tr><td>3 PLC</td><td>± -</td></tr> <tr><td>4 PLC</td><td>± -</td></tr> <tr><td>ANGLES</td><td>± -</td></tr> <tr><td>FINISH</td><td>± -</td></tr> </table>		0 PLC	± -	1 PLC	± -	2 PLC	± 0.20 [.008]	3 PLC	± -	4 PLC	± -	ANGLES	± -	FINISH	± -	PRODUCT SPEC 108-12078	RESTRICTED TO	
0 PLC	± -																	
1 PLC	± -																	
2 PLC	± 0.20 [.008]																	
3 PLC	± -																	
4 PLC	± -																	
ANGLES	± -																	
FINISH	± -																	
MATERIAL SEE NOTES 1 - 3		APPLICATION SPEC -	SIZE A2	CAGE CODE 00779														
FINISH SEE NOTES 4, 5		WEIGHT -	DRAWING NO C=1274359	SCALE 5:1														
CUSTOMER DRAWING			SHEET 1 of 1	REV C														

单击下面可查看定价，库存，交付和生命周期等信息

[>>TE Connectivity\(泰科\)](#)