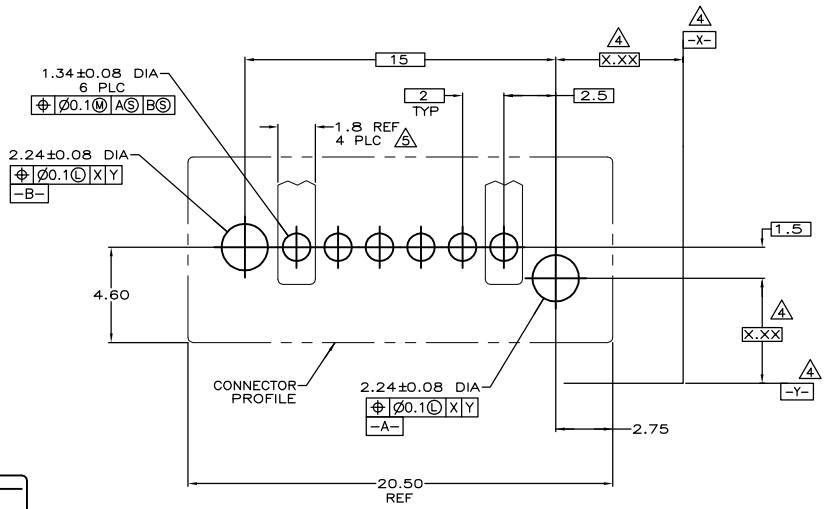
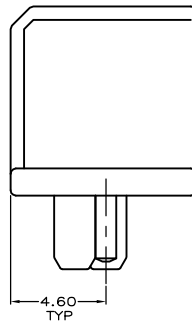
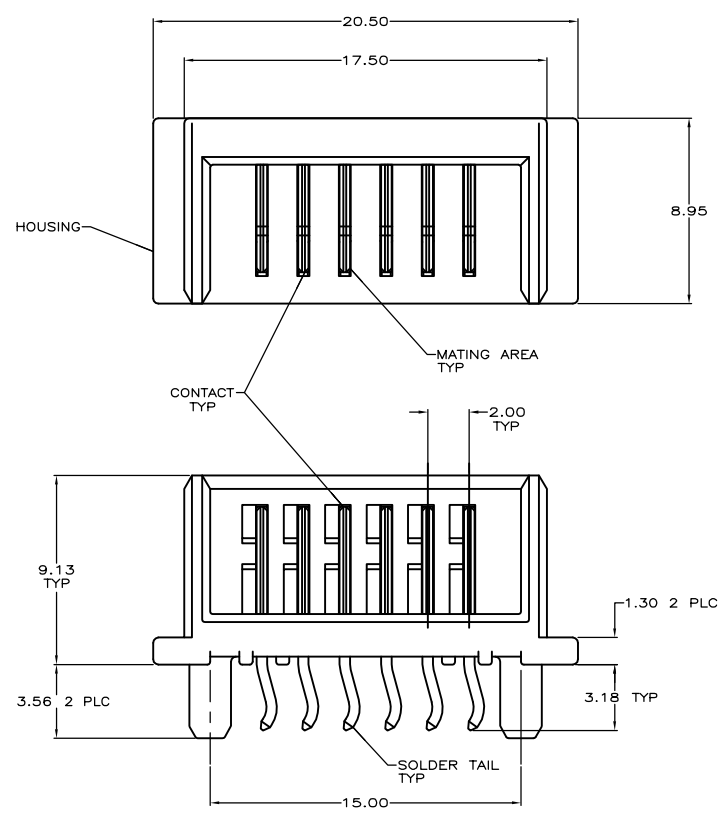


THIS DRAWING IS UNPUBLISHED. RELEASED FOR PUBLICATION
 © COPYRIGHT BY TYCO ELECTRONICS CORPORATION. ALL RIGHTS RESERVED.

LOC	DIST	REVISIONS					
ES	00	P	LTR	DESCRIPTION	DATE	DWN	APVD
		0		RELEASED ECR-05-001438	31MAR05	J.Z	I.E



P.C. BOARD MOUNTING DIMENSIONS

- △ HOUSING: SPS, UL 94V-0 RATED, BLACK.
- △ CONTACT: BRASS.
- △ CONTACT:
0.076um MINIMUM GOLD OVER 0.76um MINIMUM PALLADIUM NICKEL ON MATING AREA,
3.80um MINIMUM TIN ON SOLDER TAIL, ALL OVER 1.27um MINIMUM NICKEL.
- △ DATUMS AND DIMENSIONS ESTABLISHED BY CUSTOMER.
- △ RECOMMENDED MINIMUM TRACE WIDTH FOR END POSITIONS
WHEN CARRYING 3 AMPS: 1.8 WIDE x 55um THICK, BOTH SIDES.

5787252-1

THIS DRAWING IS A CONTROLLED DOCUMENT.		DWN	M.E.SHIRK	06/09/94	tyco Electronics	Tyco Electronics Corporation Shanghai PRC			
DIMENSIONS: mm		CHK	WAYNE DAVIS	06/09/94		NAME			
TOLERANCES UNLESS OTHERWISE SPECIFIED:		APVD	A.TRAVIS	06/09/94	HEADER ASSEMBLY, 6 POSITION, MDI				
0 PLC ± -		PRODUCT SPEC	SIZE						
1 PLC ± -		APPLICATION SPEC	CAGE CODE						
2 PLC ± 0.13		WEIGHT	DRAWING NO						
3 PLC ± -		CUSTOMER DRAWING	RESTRICTED TO						
4 PLC ± -			A3 00779 C-5787252						
ANGLES ± -			SCALE 4:1						
FINISH			SHEET 1 OF 1						
MATERIAL			REV 0						

单击下面可查看定价，库存，交付和生命周期等信息

[>>TE Connectivity\(泰科\)](#)