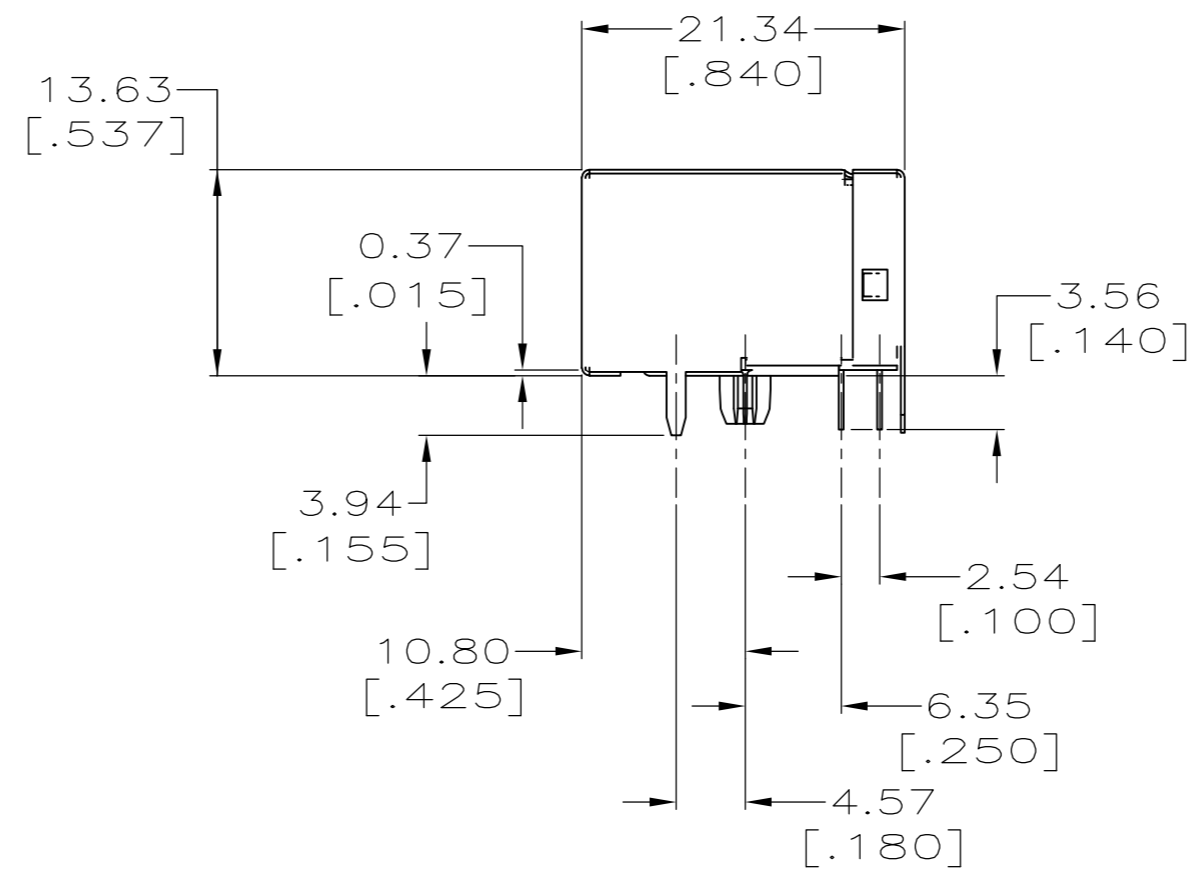
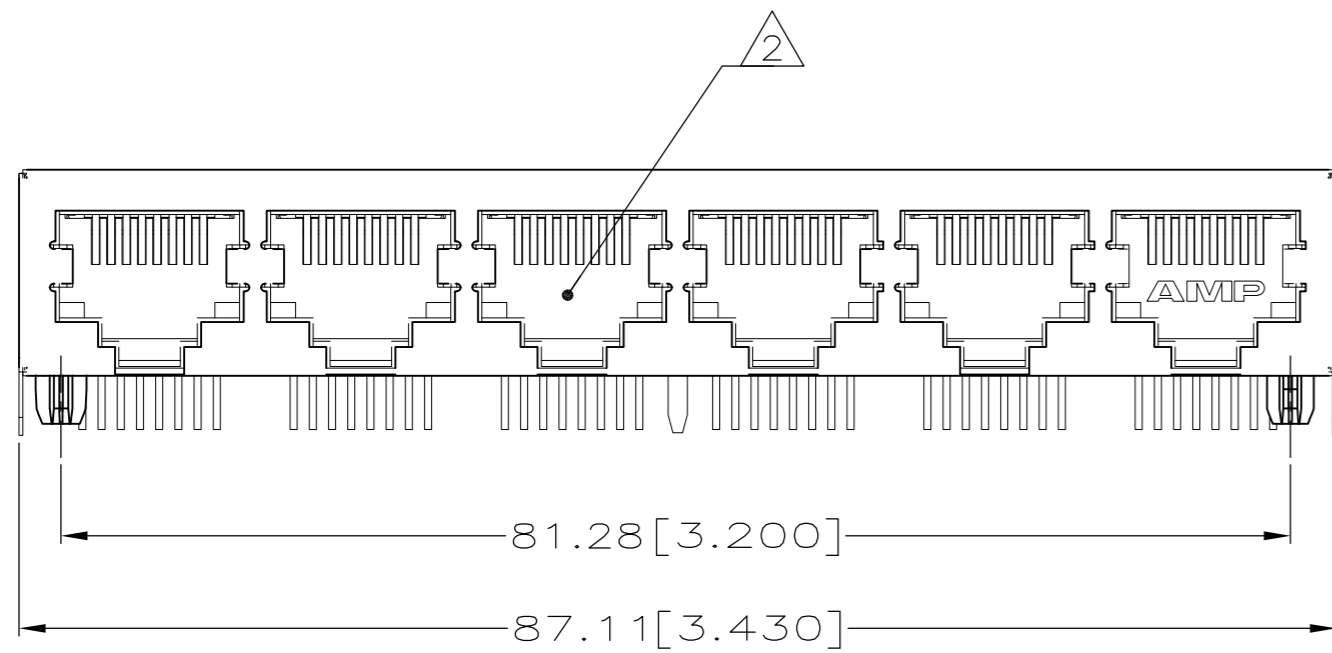
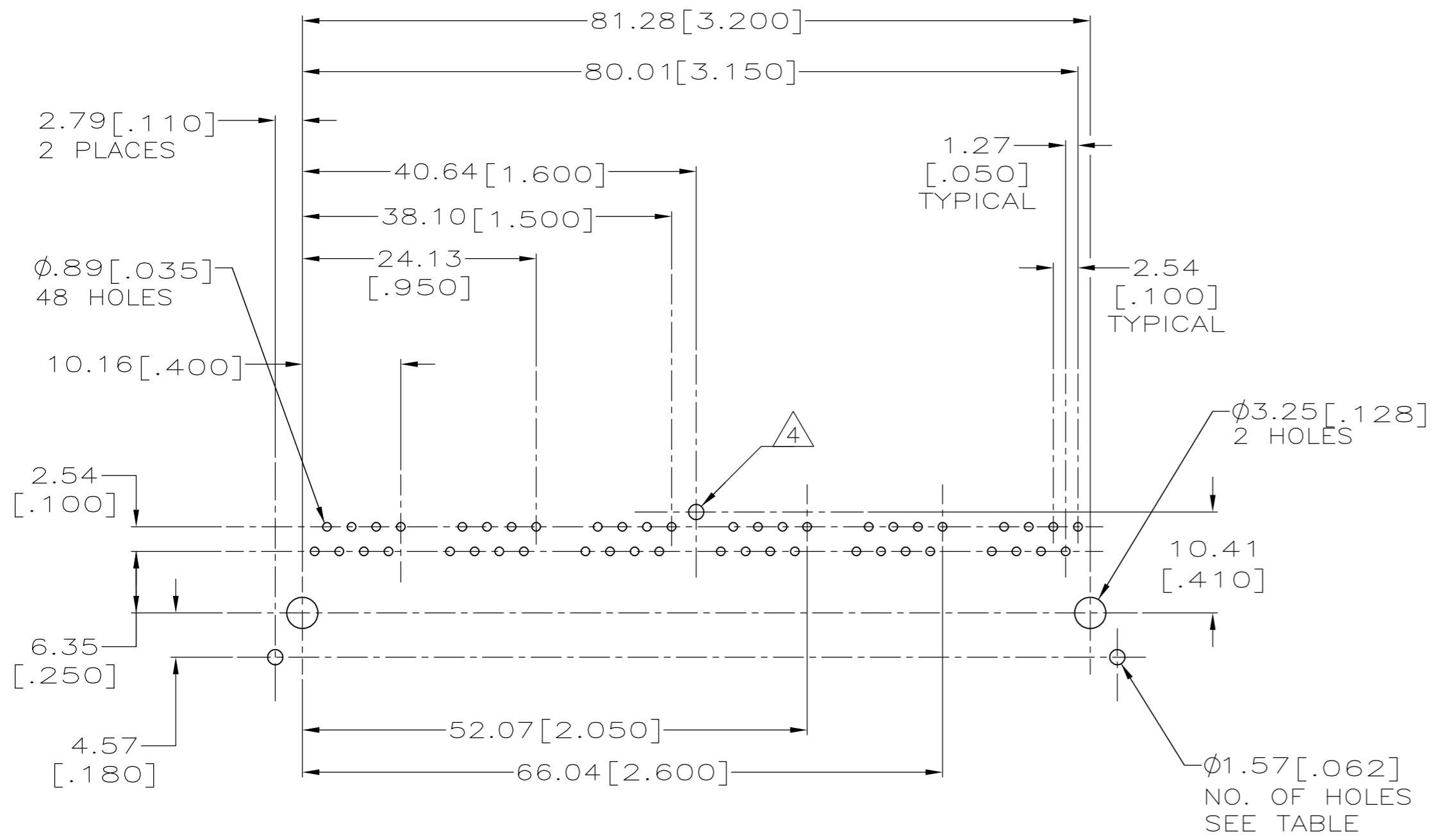


THIS DRAWING IS UNPUBLISHED. RELEASED FOR PUBLICATION
 © COPYRIGHT BY TYCO ELECTRONICS CORPORATION. ALL RIGHTS RESERVED.

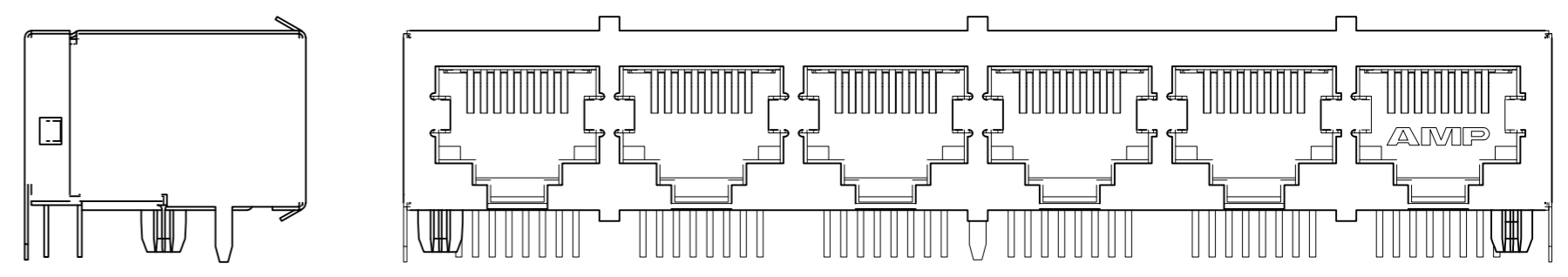
LOC	DIST	REVISIONS					
		P	LTR	DESCRIPTION	DATE	DWN	APVD
AA	22		A1	REVISED ECR-08-031628	04DEC08	AZ	SY
			A2	REVISED PER ECO-10-000444	19JAN10	KK	HMR



- ⚠ MATERIAL: HOUSING—PCT POLYESTER, BLACK, IR COMPATIBLE, UL 94V-0.
TERMINALS—.013 [0.33] THICK PHOS BRONZE PLATED WITH .000050 [1.27 um] THICK HARD GOLD IN LOCALIZED AREA AND .000150 [3.81 um] THICK MATTE TIN IN SOLDER AREA OVER .000050 [1.27 um] THICK NICKEL UNDERPLATE.
SHIELDS - 0.254 [.010] THICK COPPER ALLOY PLATED WITH 1.27 um [.000050] MINIMUM NICKEL AND 2.03 um [.000080] MINIMUM HOT TIN DIP ON PCB GROUND TABS.
- ⚠ JACK CAVITY COMFORMS TO FCC RULES AND REGULATIONS, PART 68 SUBPART F.
- 3. ALL DIMENSIONS SHOWN ARE NOMINAL UNLESS OTHERWISE SPECIFIED.
- ⚠ THIS HOLE IS REQUIRED FOR 5557572-1 AND 5557572-3.
- ⚠ OBSOLETE PARTS: OBSOLETE CIS STREAMLINING PER D.RENAUD/D.SINISI



SUGGESTED PC BOARD LAYOUT
 COMPONENT SIDE
 SEE APPLICATION SPECIFICATION



VIEW APPLIES TO 5557572-3 ONLY

MATERIAL	NO. OF HOLES	DESCRIPTION	PART NUMBER
⚠ OBSOLETE	3	PANEL GROUND SHIELD	5557572-3
	2	2 GROUND TABS	5557572-2
	3	3 GROUND TABS	5557572-1

THIS DRAWING IS A CONTROLLED DOCUMENT.		DWN G. ATTADIA - DCOK5 15JUN2005	Tyco Electronics Corporation Harrisburg, PA 17105-3608	
DIMENSIONS: mm[inches]	TOLERANCES UNLESS OTHERWISE SPECIFIED:	CHK J. WESTMAN 15JUN2005	NAME S. FLICKINGER 15JUN2005	
0 PLC ± -	1 PLC ± -	APVD S. FLICKINGER 15JUN2005	PRODUCT SPEC 108-1392	
2 PLC ± 0.25[.01]	3 PLC ± 0.13[.005]	APPLICATION SPEC	114-2048	
4 PLC ± -	ANGLES ± -	FINISH	WEIGHT -	SIZE A2
MATERIAL	FINISH	CUSTOMER DRAWING	CAGE CODE 00779	DRAWING NO C=5557572
			SCALE 2:1	SHEET 1 OF 1

单击下面可查看定价，库存，交付和生命周期等信息

[>>TE Connectivity\(泰科\)](#)