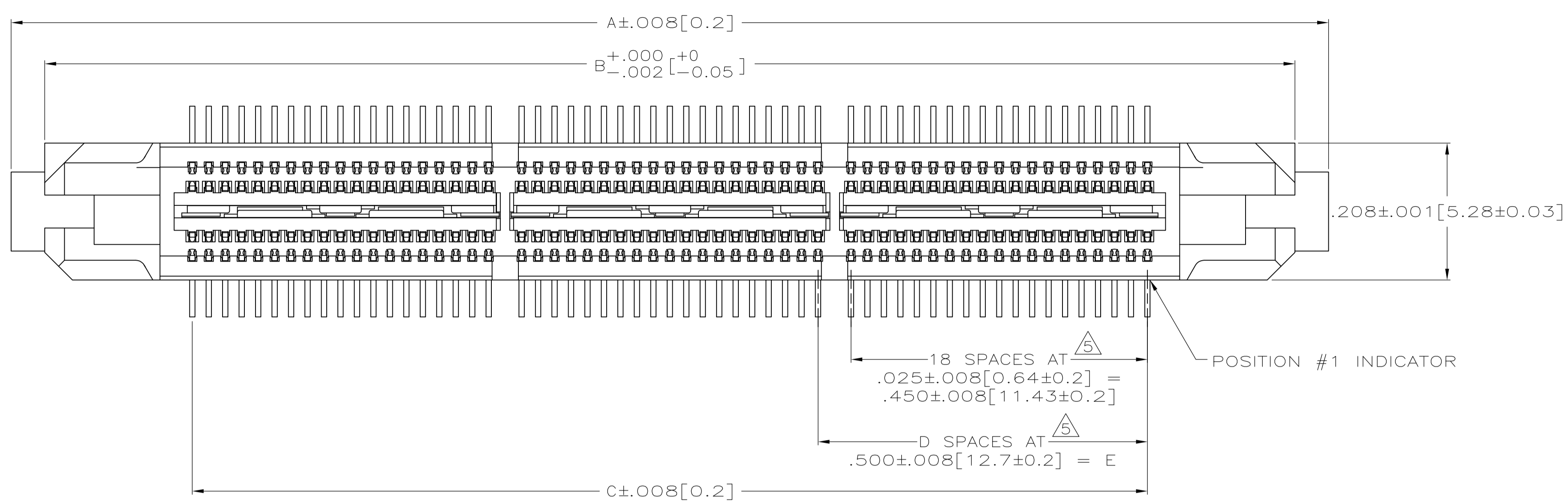
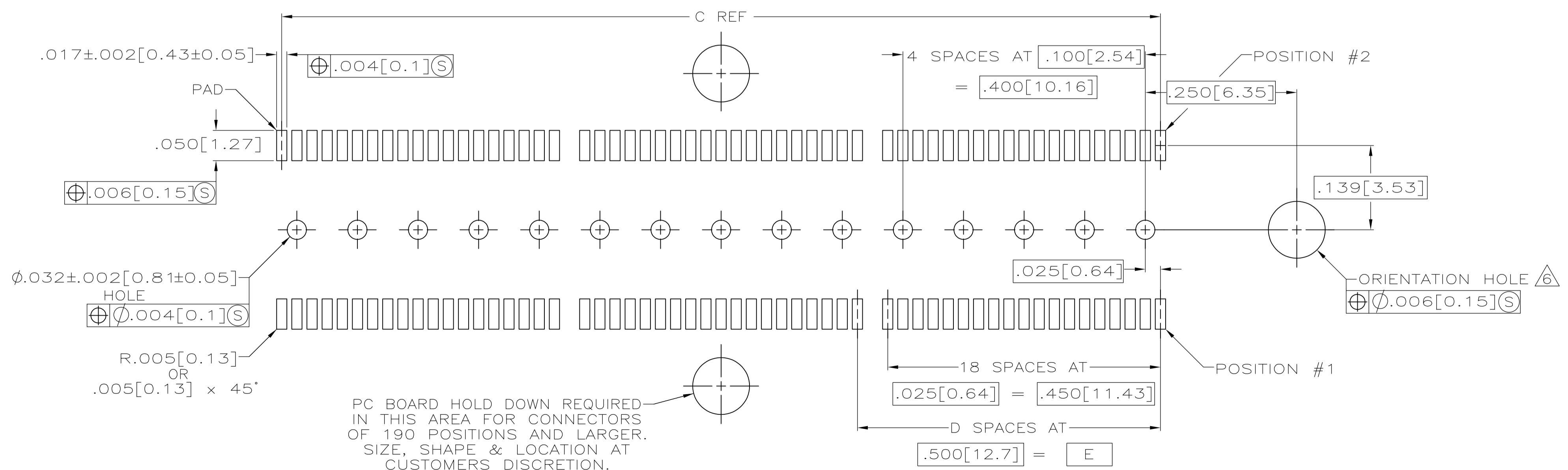
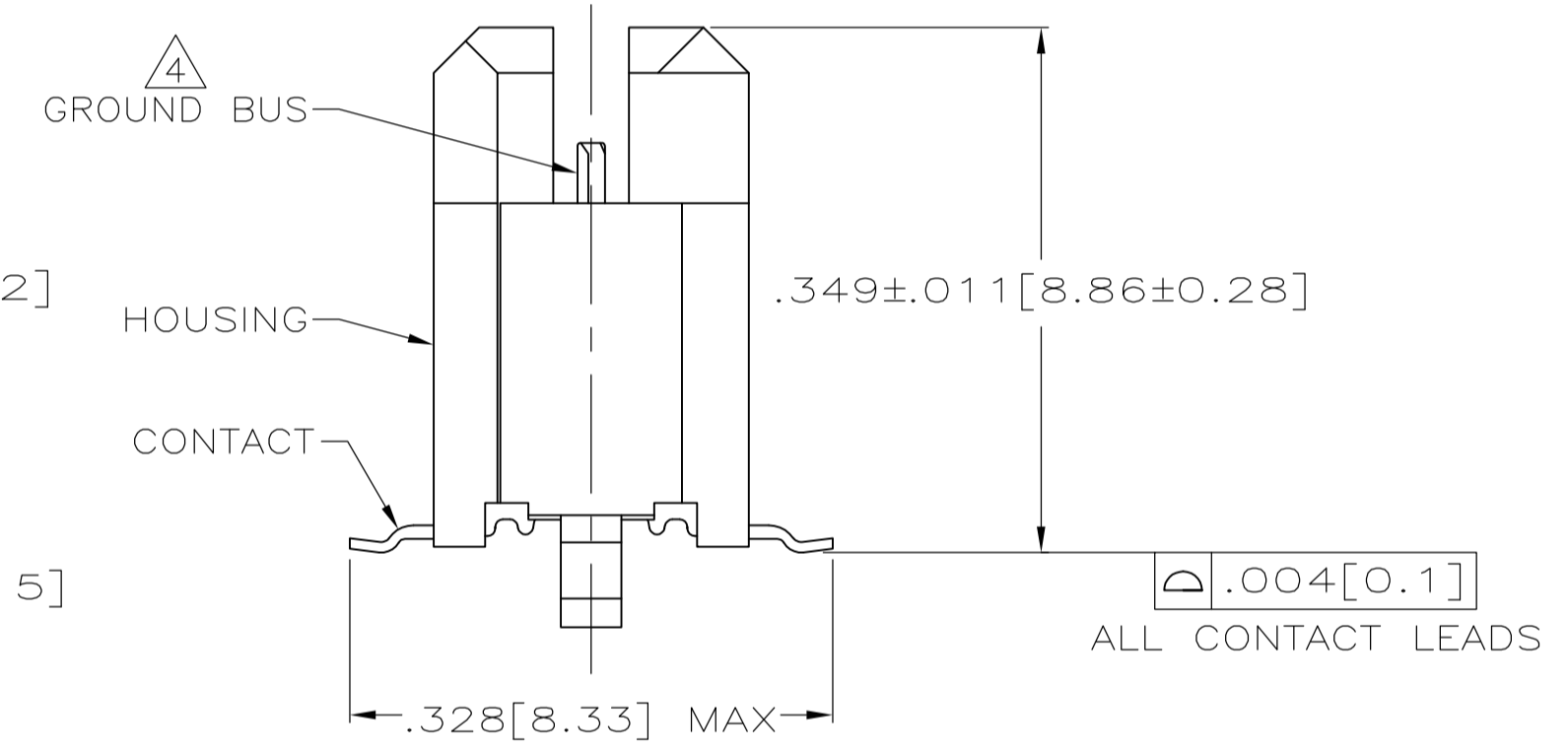
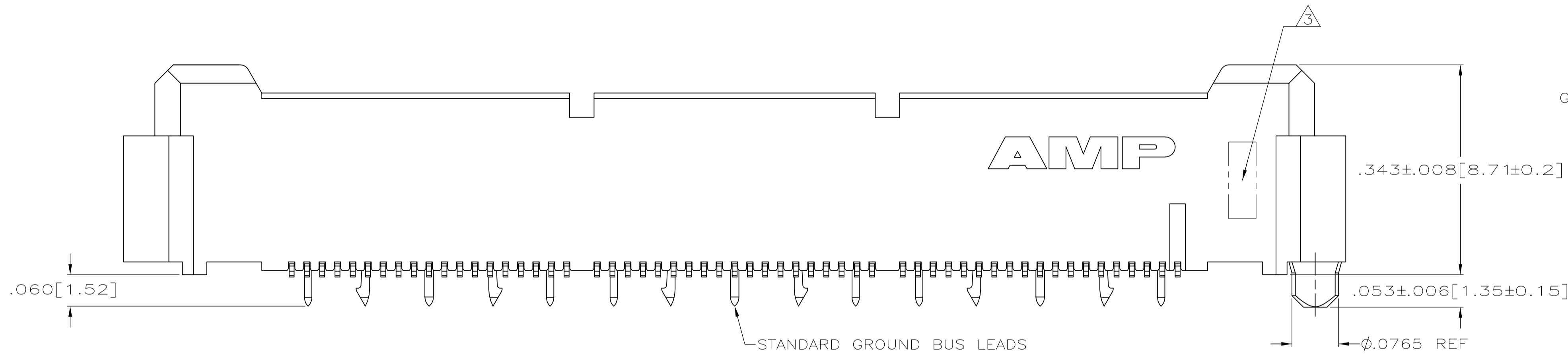


REVISIONS					
P	LTR	DESCRIPTION	DATE	DMN	APVD
B1		REVISED PER ECO-15-006874	15NOV2015	AP	MH



- ① HOUSING: LIQUID CRYSTAL POLYMER, COLOR BLACK.
CONTACTS: HIGH RELIABILITY COPPER ALLOY.
GROUND BUSES: BRASS.
- ② CONTACTS & GROUND BUSES: NICKEL UNDERPLATE ALL OVER,
MATING SURFACE PLATED TO MEET LEVEL 1 PERFORMANCE
REQUIREMENTS OF TE PRODUCT SPECIFICATION 108-1422, SOLDER
TAILS PLATED MATTE TIN.
- ③ DATE CODE MARKED IN AREA INDICATED ON SAME SIDE AS
POSITION #1.
- ④ ONE GROUND BUS WITH 5 TAILS PER EACH MODULE.
- ⑤ TOLERANCE NON-ACCUMULATIVE.
- ⑥ FOR STANDARD APPLICATIONS, ORIENTATION HOLE TO BE
 $\phi .094 \pm .002 [2.39 \pm 0.05]$.
FOR SLIP-FIT APPLICATIONS, ORIENTATION HOLE TO BE
 $\phi .079 \pm .001 [2.00 \pm 0.03]$.



OBSOLETE	3.000 [76.2]	6	3.450 [87.63]	3.898 [99]	4.000 [101.6]	266	5767139-7
	2.500 [63.5]	5	2.950 [74.93]	3.398 [86.31]	3.500 [88.9]	228	5767139-6
	2.000 [50.8]	4	2.450 [62.23]	2.898 [73.61]	3.000 [76.2]	190	5767139-5
	1.500 [38.1]	3	1.950 [49.53]	2.398 [60.91]	2.500 [63.5]	152	5767139-4
	1.000 [25.4]	2	1.450 [36.83]	1.898 [48.21]	2.000 [50.8]	114	5767139-3
	.500 [12.7]	1	.950 [24.13]	1.398 [35.51]	1.500 [38.1]	76	5767139-2
.000 [0]	0	.450 [11.43]	.898 [22.81]	1.000 [25.4]	38	5767139-1	
	E	D	C	B	A	NO OF POS	PART NUMBER

RECOMMENDED PC BOARD LAYOUT (VIEWED FROM CONNECTOR SIDE)

THIS DRAWING IS A CONTROLLED DOCUMENT.

DMN: G. ATTADIA	28 OCT 04	TE Connectivity PLUG ASSEMBLY, .354 [9.00] VERTICAL, .025 [0.64] CL, GULL WING LEADS, MICTOR
CHK: D. DIXON	28 OCT 04	
APVD: D. DIXON	28 OCT 04	
NAME:		
DIMENSIONS: INCHES	TOLERANCES UNLESS OTHERWISE SPECIFIED:	PRODUCT SPEC: 108-1422
0. PLC ± -	1. PLC ± -	APPLICATION SPEC: 114-11004
2. PLC ± -	3. PLC ± .005 (0.13)	SIZE: A1
4. PLC ± -	ANGLES ± -	WEIGHT: -
MATERIAL: $\triangle 1$	FINISH: $\triangle 2$	CUSTOMER DRAWING

SCALE: 8:1 SHEET 1 OF 1 REV B1

单击下面可查看定价，库存，交付和生命周期等信息

[>>TE Connectivity\(泰科\)](#)