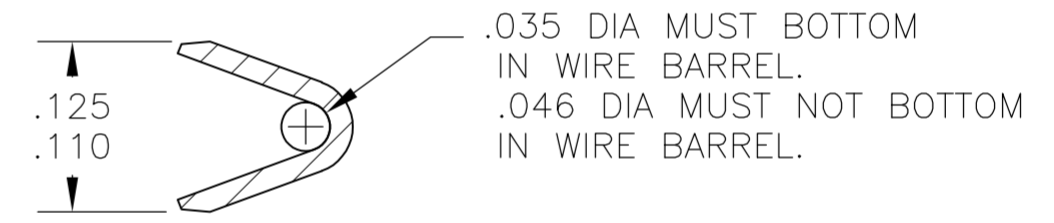
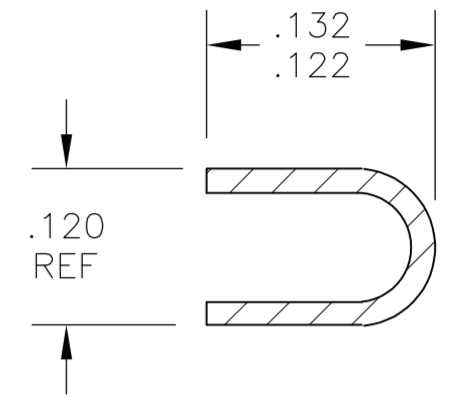
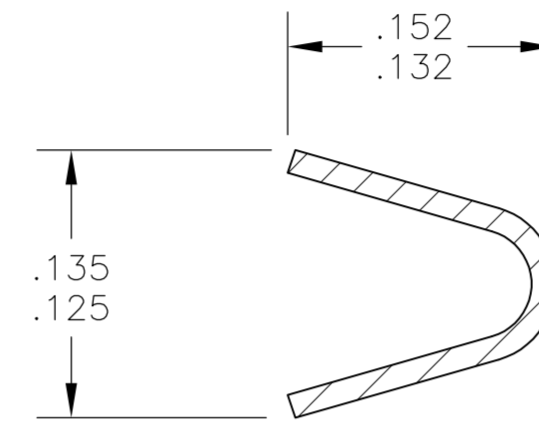
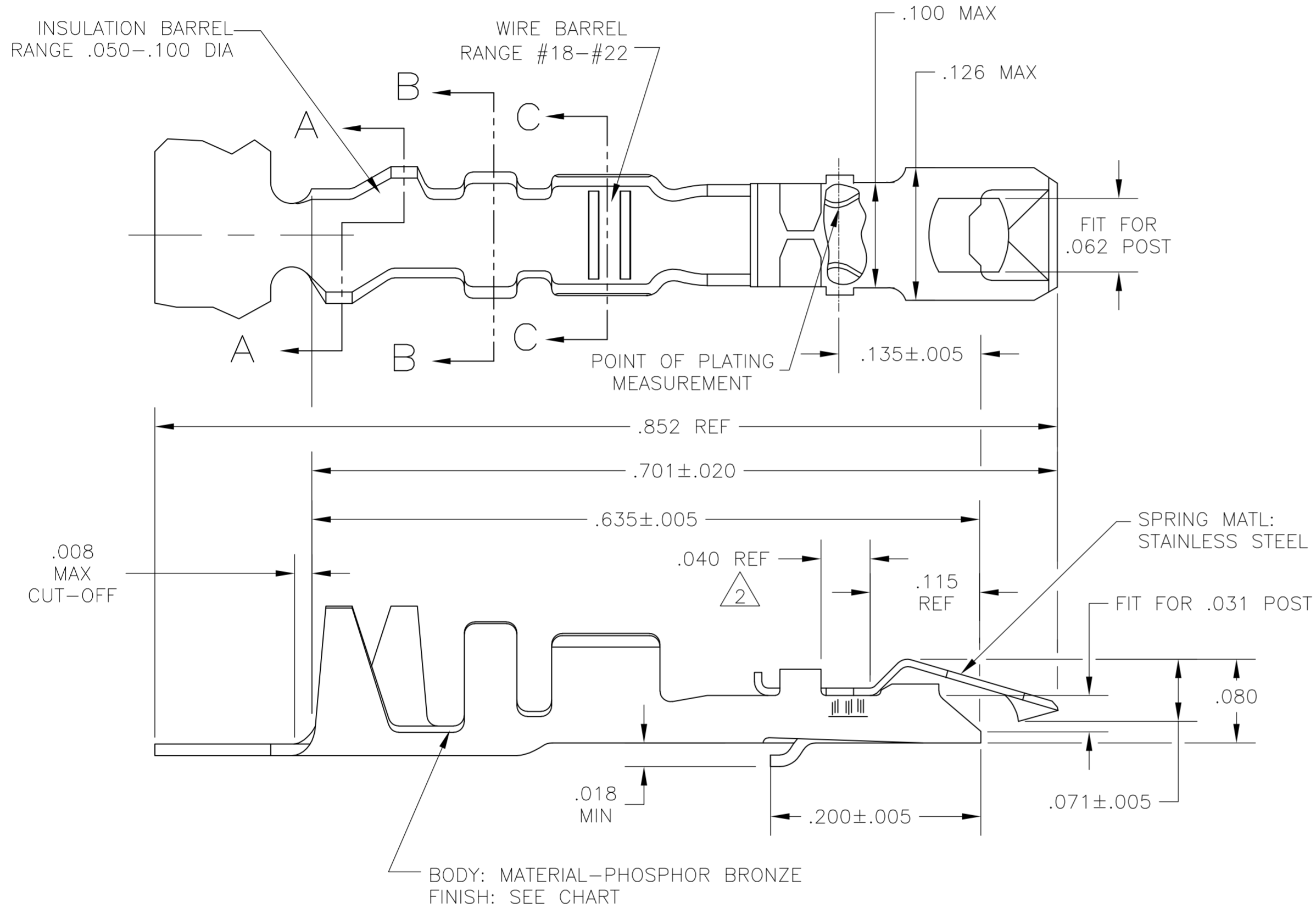


THIS DRAWING IS UNPUBLISHED. RELEASED FOR PUBLICATION
 © COPYRIGHT BY TYCO ELECTRONICS CORPORATION. ALL RIGHTS RESERVED.

LOC	DIST	REVISIONS			
P	LTR	DESCRIPTION	DATE	DWN	APVD
AD	00	H1	ECO-08-017353	07/15/08	MB NE



- 1 PLATED WITH .000100 TIN LEAD OVER .000030 NICKEL-ENTIRE CONTACT.
- 2 PLATED WITH .000015 GOLD IN CONTACT AREA, GOLD FLASH ON REMAINDER, OVER .000050 NICKEL.
- 3. FOR WIRE INSULATION GREATER THAN .100 DIA THE INSULATION STRIP LENGTH SHOULD BE .370- THIS PLACES THE INSULATION OUTSIDE THE BARREL.
- 4 PLATED WITH .000100 TIN OVER .000050 NICKEL ENTIRE CONTACT.

SUPERSEDED BY 5-87269-1

4	5-87278-1	5-87269-1
4	87278-3	87269-3
2	87278-2	87269-2
1	87278-1	87269-1
BODY FINISH	PART NO. (LOOSE PIECE)	PART NO. (STRIP)

THIS DRAWING IS A CONTROLLED DOCUMENT.		DWN E. BRANDBERG 11-11-92	Tyco Electronics Corporation Harrisburg, Pa 17105-3608	
DIMENSIONS: INCHES		CHK S. SHUEY 12-8-92	NAME CONTACT ASSY, LOCKING CLIP FOR .031 X .062 POST	
TOLERANCES UNLESS OTHERWISE SPECIFIED:		APVD S. SHUEY 12-8-92	PRODUCT SPEC	
0 PLC ± -		APPLICATION SPEC		
1 PLC ± -		WEIGHT -		
2 PLC ± -		SIZE A2 CAGE CODE 00779		
3 PLC ± -		DRAWING NO C=87269		
4 PLC ± -		RESTRICTED TO		
ANGLES ± -		SCALE 10:1 SHEET 1 OF 1 REV H1		
FINISH SEE CHART		CUSTOMER DRAWING		

单击下面可查看定价，库存，交付和生命周期等信息

[>>TE Connectivity\(泰科\)](#)