

# Molded Parts Customer Drawing

Part Number : 224A011-XX-01  
ECO NO. : ECO-07-010219

## NOTES

- All dimensions are in  $\frac{\text{inches}}{[\text{millimeters}]}$
- Dimensions appearing in table are as follows:
  - As Supplied
  - After Unrestricted Recovery
- Coating is optional. As supplied dimensions appearing in table are for uncoated parts. When coating is added, entry diameters will be reduced by .06 max.

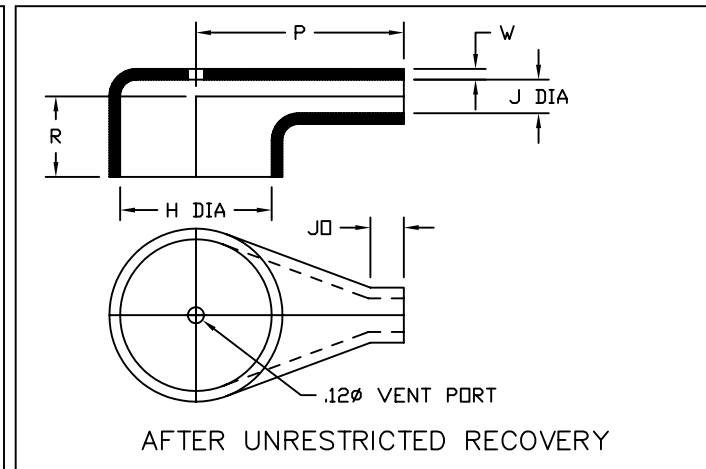
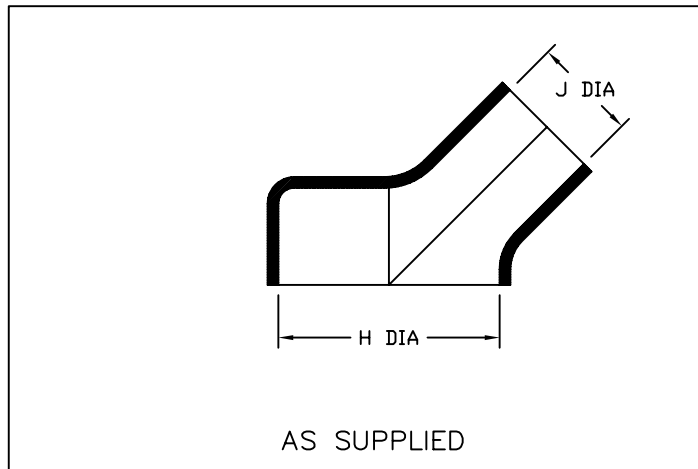


TABLE OF DIMENSIONS								
PART NUMBER	H		J		P ±10%	JO ±10%	R ±10%	W ±20%
	Min	Max	Min	Max				
	a	b	a	b	b	b	b	b
224A011-XX-01	1.60 [40,6]	1.18 [30,0]	.75 [19,0]	.27 [6,8]	1.55 [39,4]	.25 [6,3]	.60 [15,2]	.08 [2,0]



TYCO ELECTRONICS  
300 CONSTITUTION DRIVE  
MENLO PARK, CALIFORNIA 94025

If this document is printed it becomes uncontrolled. Check for the latest revision.

Revision : A  
Date : 5/2/07  
Page 1 of 2

Part Number : 224A011-XX-01  
Description : Boot, 90

# Molded Parts

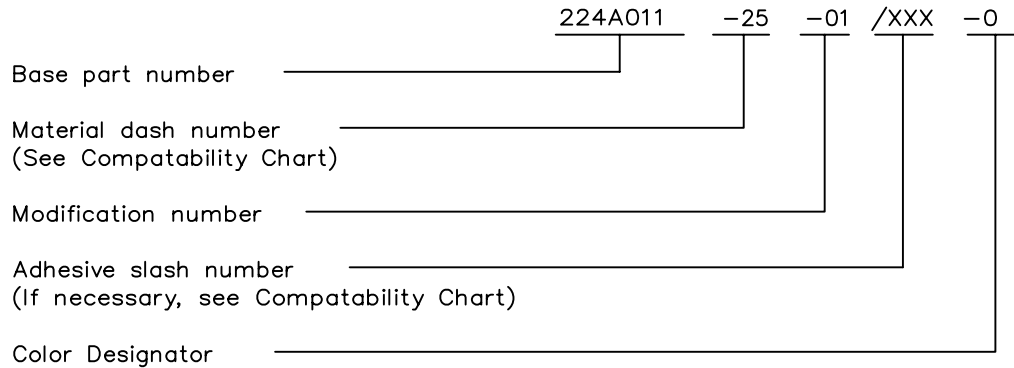
## Customer Drawing

Part Number : 224A011-XX-01

Description : Boot, 90

COMPATABILITY CHART					
MATERIAL DASH NO.	MATERIAL DESCRIPTION	RT SPEC	COATING SLASH NO.	COATING S NO.	COATING DESCRIPTION
-25	Elastomer, Fluid Resistant	RT-1325	N.A.		

### ORDERING INFORMATION



THIS DRAWING IS SUBJECT TO CHANGE WITHOUT NOTICE; CONSULT YOUR  
NEAREST FIELD REPRESENTATIVE FOR CURRENT REVISION



TYCO ELECTRONICS  
300 CONSTITUTION DRIVE  
MENLO PARK, CALIFORNIA 94025

Revision : A

Date : 5/2/07

Part Number : 224A011-XX-01

Description : Boot, 90

单击下面可查看定价，库存，交付和生命周期等信息

[>>TE Connectivity\(泰科\)](#)