

GNSS ANTENNA L1/L2 HIGH PRECISION STACKED PASSIVE PATCH ANTENNA, PIN TYPE

Standard Antenna Solutions

Part Number: 2195766-1

PRODUCT FACTS:

- Embedded ceramic patch antenna
- Highest accuracy positioning
- Through-hole assembly
- RoHS compliant

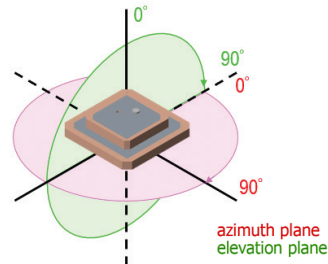
RECOMMENDATIONS:

- Minimum or no matching circuits required
- Bandwidth and performance is dependent on ground plane size 70mm x 70mm
- PCB ground needs to be on top layer

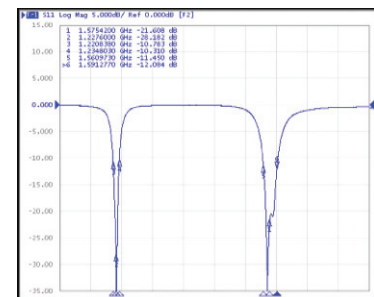
SPECIFICATIONS:

- Frequency Range:
 - L1 : 1575.4 ± 3 MHz
 - L2 : 1227.6 ± 3 MHz
- Peak Gain at Zenith:
 - L1 : 1575.4 MHz: 4.0 dBic typ
 - L2 : 1227.6 MHz: 5.0 dBic typ
- Axial Ratio:
 - L1 : 1575.4 MHz: 3.0 dB typ
 - L2 : 1227.6 MHz: 3.0 dB typ
- Return Loss at 1575.4 & 1227.6 MHz: <-10 dB
- Polarization: R.H.C.P
- Feed Point Impedance: 50 ohms
- Size: 38 x 38 x 8.9 mm
- Weight: 30 g
- Mounting Guide: See diagram on page 2
- Connector: Pin length is 3 mm
- Operating Temperature: -40° to 85°C

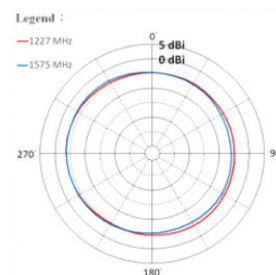
TEST ORIENTATION IN FREE SPACE:



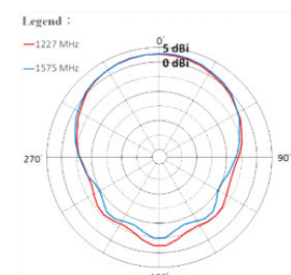
RETURN LOSS



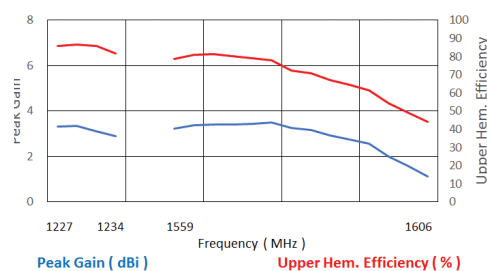
AZIMUTH:



ELEVATION:



EFFICIENCY:

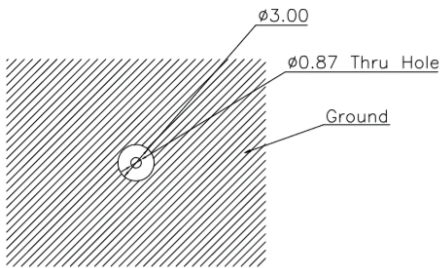


GNSS Antenna L1/L2 High Precision Stacked Passive Patch Antenna, Pin Type

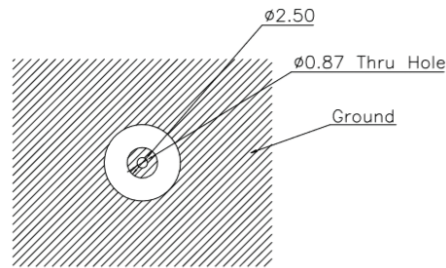
Standard Antenna Solutions

MOUNTING GUIDE:

Top Side

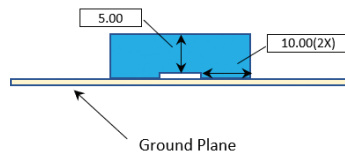
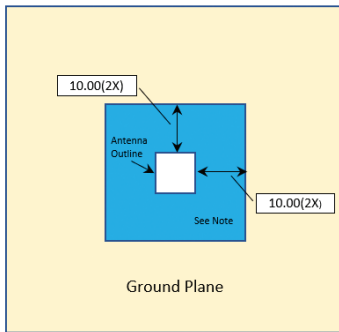


Bottom Side



Tolerance: ± 0.2
Unit: mm

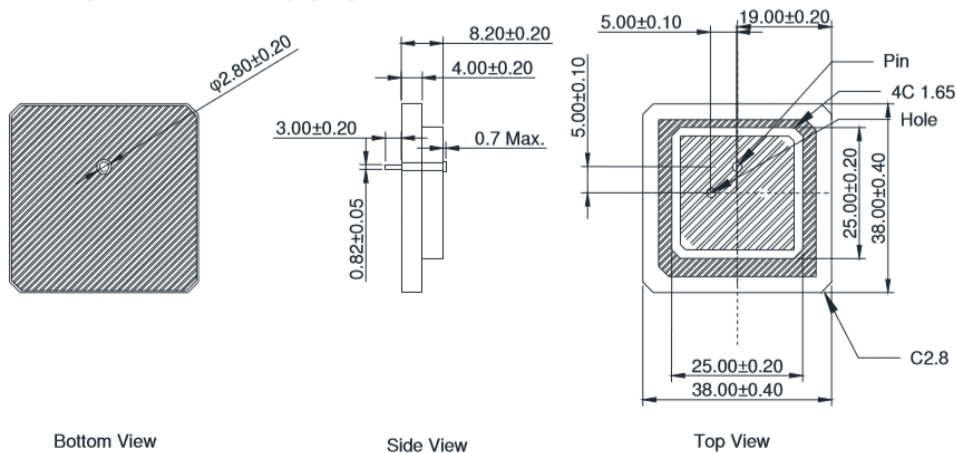
KEEP OUT AREA:



- NOTES :
1. Antenna designed to be mounted on ground plane.
 2. Area in blue above indicates Keep Out Area.
 3. For more information please call TE.

Dimensions : mm
Diagram is not to scale

APPROXIMATE DIMENSIONS:



Unit : mm

GNSS Antenna L1/L2 High Precision Stacked Passive Patch Antenna, Pin Type

Standard Antenna Solutions

TE TECHNICAL SUPPORT CENTER

USA:	+1 (800) 522-6752
Canada:	+1 (905) 475-6222
Mexico:	+52 (0) 55-1106-0800
Latin/S. America	+54 (0) 11-4733-2200
Germany:	+49 (0) 6251-133-1999
UK:	+44 (0) 800-267666
France:	+33 (0) 1-3420-8686
Netherlands:	+31 (0) 73-6246-999
China:	+86 (0) 400-820-6015

For phone numbers in other countries, go to te.com/support-center

te.com

TE Connectivity, TE Connectivity (logo) and Every Connection Counts are trademarks. All other logos, products and/or company names referred to herein might be trademarks of their respective owners.

The information given herein, including drawings, illustrations and schematics which are intended for illustration purposes only, is believed to be reliable. However, TE Connectivity makes no warranties as to its accuracy or completeness and disclaims any liability in connection with its use. TE Connectivity's obligations shall only be as set forth in TE Connectivity's Standard Terms and Conditions of Sale for this product and in no case will TE Connectivity be liable for any incidental, indirect or consequential damages arising out of the sale, resale, use or misuse of the product. Users of TE Connectivity products should make their own evaluation to determine the suitability of each such product for the specific application.

© 2019 TE Connectivity Ltd. family of companies All Rights Reserved.

1-1773970-3 01/19 Original

单击下面可查看定价，库存，交付和生命周期等信息

[>>TE Connectivity\(泰科\)](#)