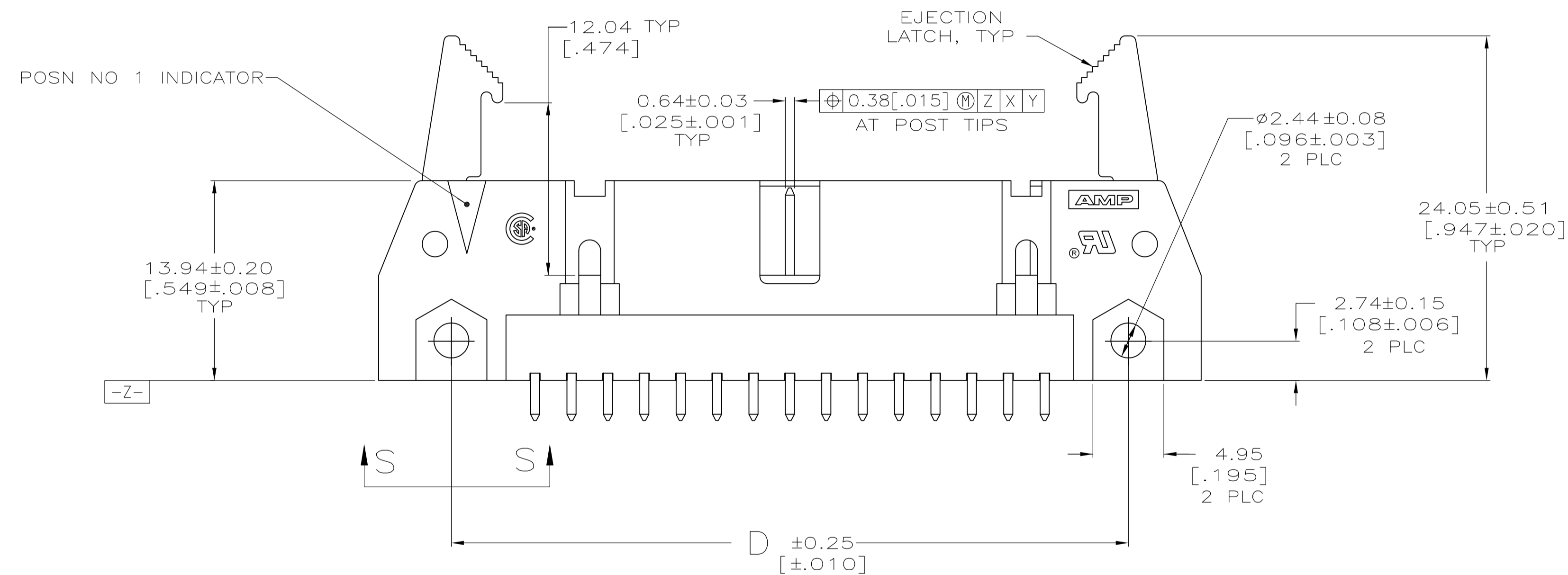
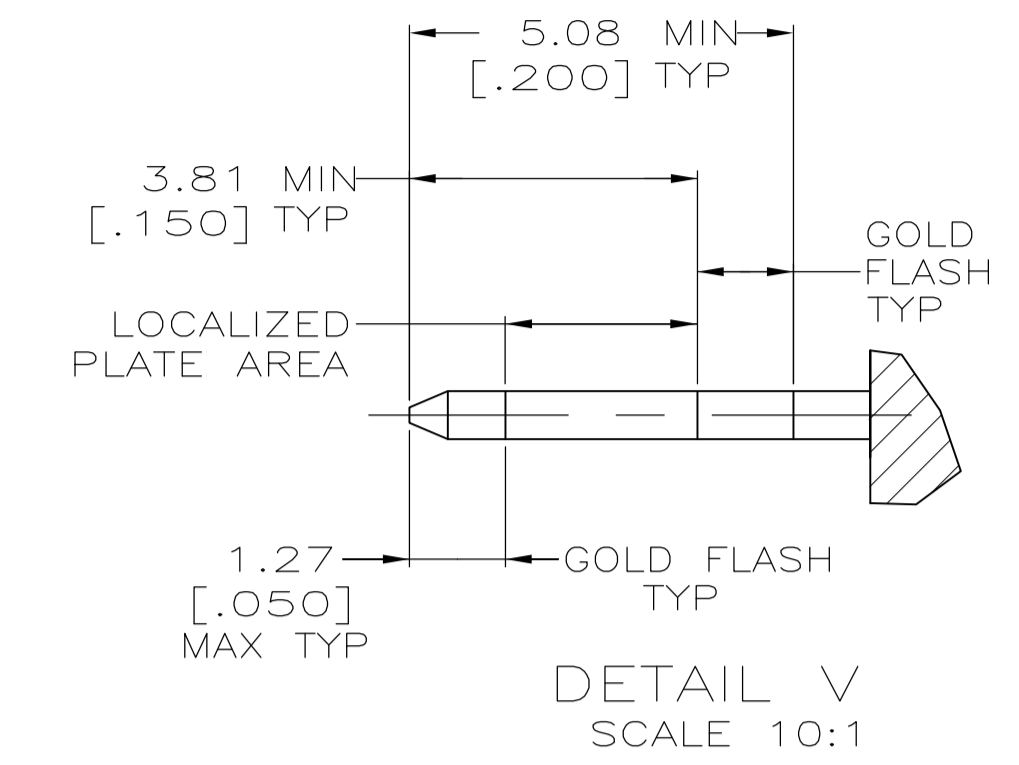
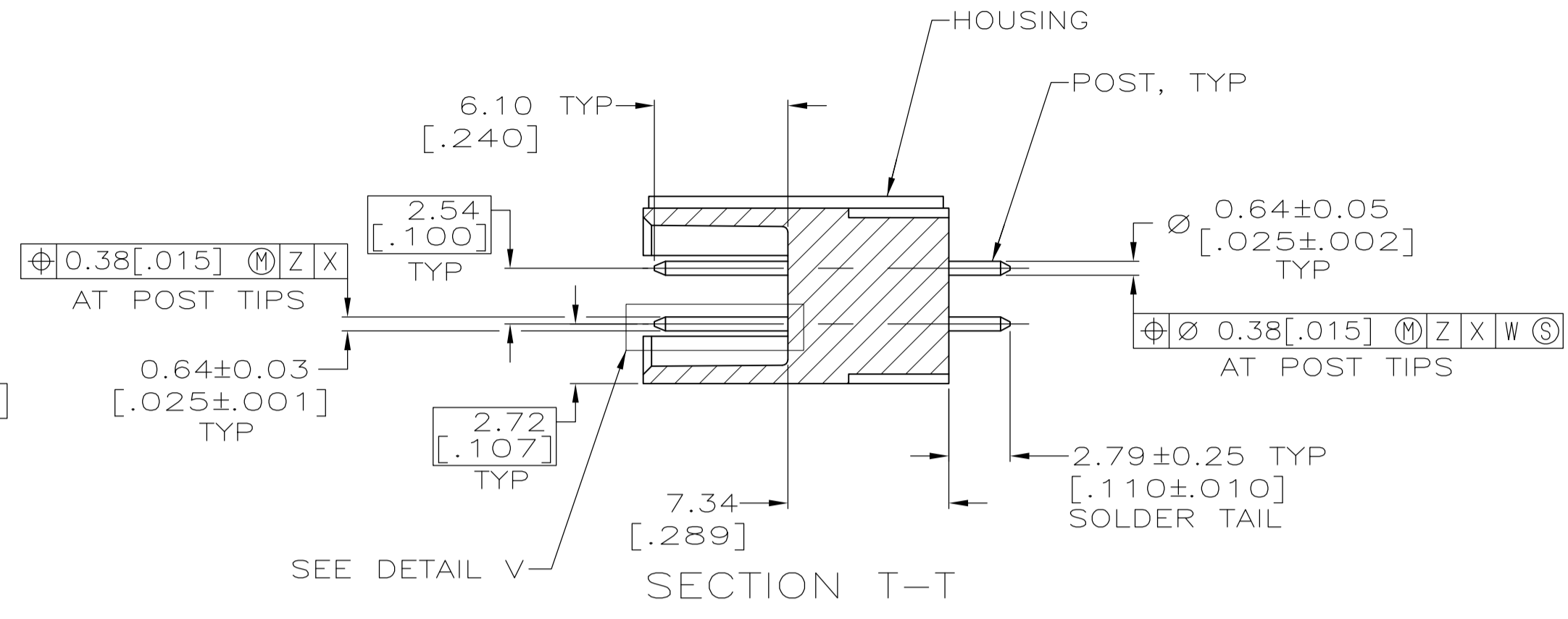
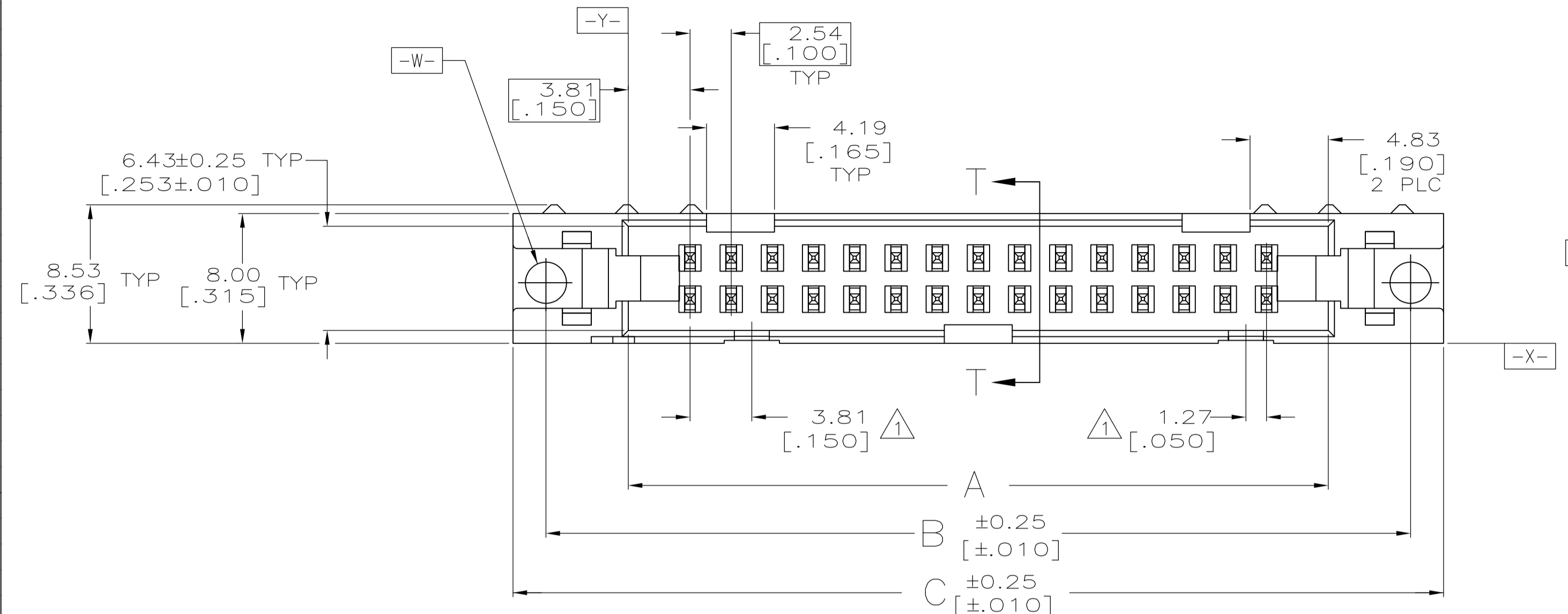
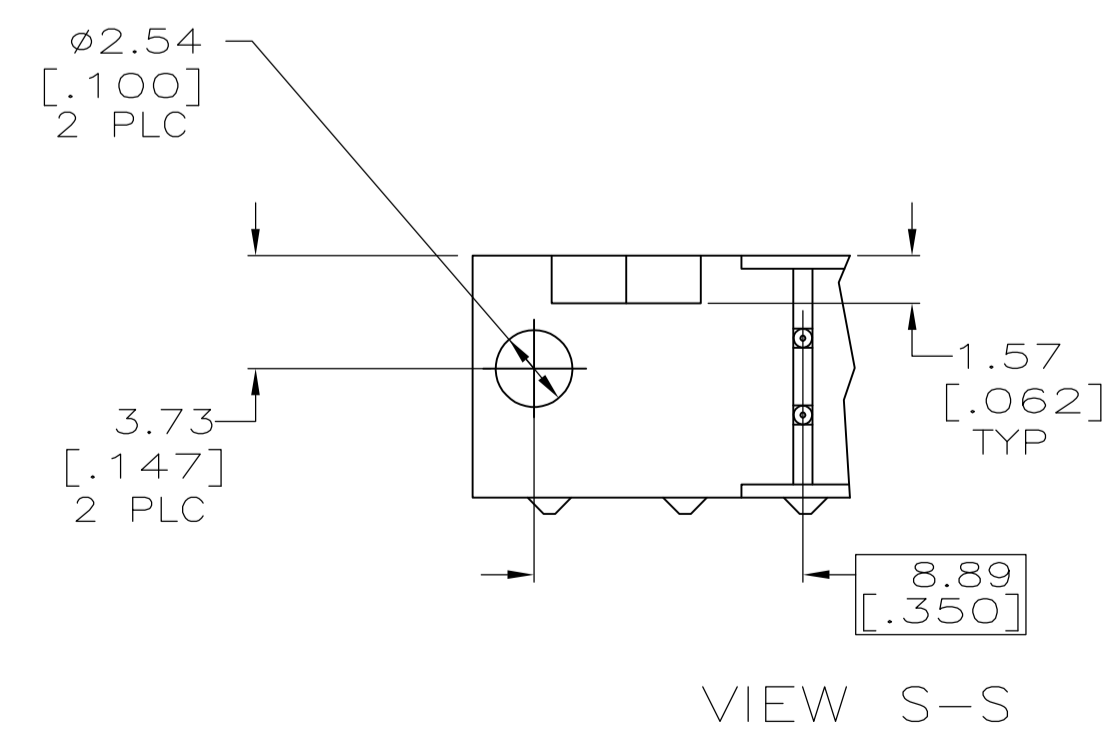
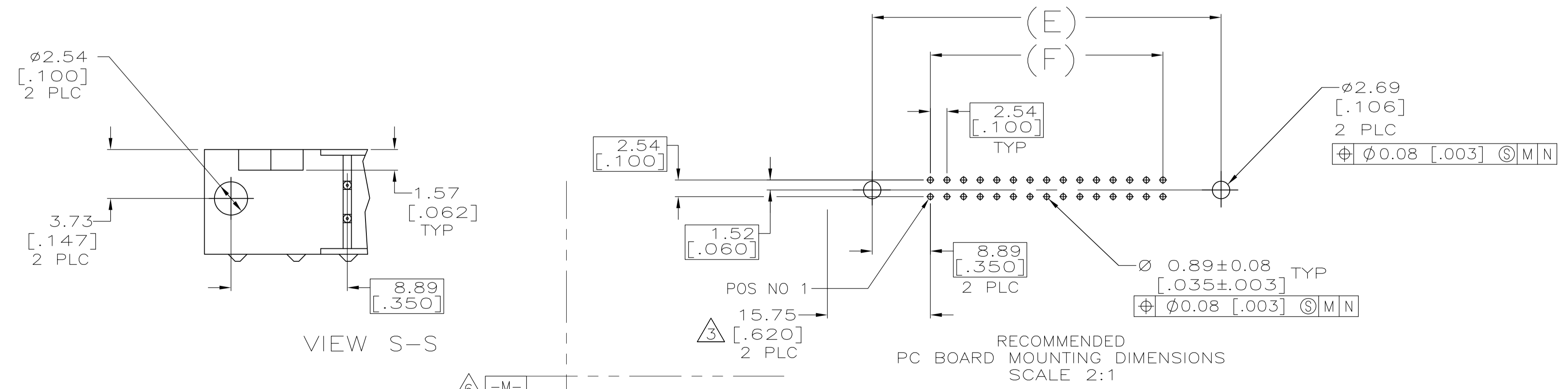


EJECTION LATCHES OMITTED IN THIS VIEW FOR CLARITY



- ① COORDINATE DIMENSION APPLIES FROM BASIC LOCATION.
- 2. RECOMMENDED PRINTED CIRCUIT BOARD THICKNESS IS 1.57 [0.062].
- ③ DISTANCE REQUIRED BY EJECTION LATCHES IN THE OPEN POSITION.
- ④ MATERIAL:
HOUSING & LATCHES: GLASS FILLED NYLON OR POLYESTER, UL94V-0 RATED, BLACK.
POSTS: PHOS BRONZE OR BRASS.
- ⑤ FINISH:
POSTS: GOLD FLASH OVER PALLADIUM-NICKEL PLATE, 0.76µm[0.000030] MIN TOTAL ON THE LOCALIZED PLATE AREA, 2.54µm[0.000100] MIN TIN PLATE ON THE SOLDER-TAIL, 1.27µm[0.000050] MIN NICKEL UNDERPLATE ON THE ENTIRE POST.
-OR-
0.76µm[0.000030] MIN GOLD PLATE ON THE LOCALIZED PLATE AREA, 2.54µm[0.000100] MIN TIN PLATE ON THE SOLDER-TAIL, 1.27µm[0.000050] MIN NICKEL UNDERPLATE ON THE ENTIRE POST.
- ⑥ DATUMS -M- & -N- TO BE ESTABLISHED BY CUSTOMER.



30.48 [1.200]	48.26 [1.900]	42.16 [1.660]	52.32 [2.060]	48.26 [1.900]	38.10 [1.500]	26	5102325-6
22.86 [0.900]	40.64 [1.600]	34.54 [1.360]	44.70 [1.760]	40.64 [1.600]	30.48 [1.200]	20	5102325-4
F	E	D	C	B	A	NO OF POSN	PART NUMBER

THIS DRAWING IS A CONTROLLED DOCUMENT.

DIMENSIONS: mm [INCHES]	TOLERANCES UNLESS OTHERWISE SPECIFIED:	0 PLC ± -	1 PLC ± -	2 PLC ± 0.13[0.005]	3 PLC ± -	4 PLC ± -	ANGLES ± -
APPROVED: G. ATTADIA - 01-07-05, S. BOLASH - 01-07-05		NAME: M. WALMSLEY - 01-07-05		Tyco Electronics Corporation, Harrisburg, PA 17105-3608			
PRODUCT SPEC: 108-40018		APPLICATION SPEC:		SIZE: A1		DRAWING NO: 00779	
MATERIAL: ④		FINISH: ⑤		WEIGHT: -		SCALE: 4:1	
CUSTOMER DRAWING		SHEET 1 OF 1		REV B		DATE: 26MAR08	

单击下面可查看定价，库存，交付和生命周期等信息

[>>TE Connectivity\(泰科\)](#)