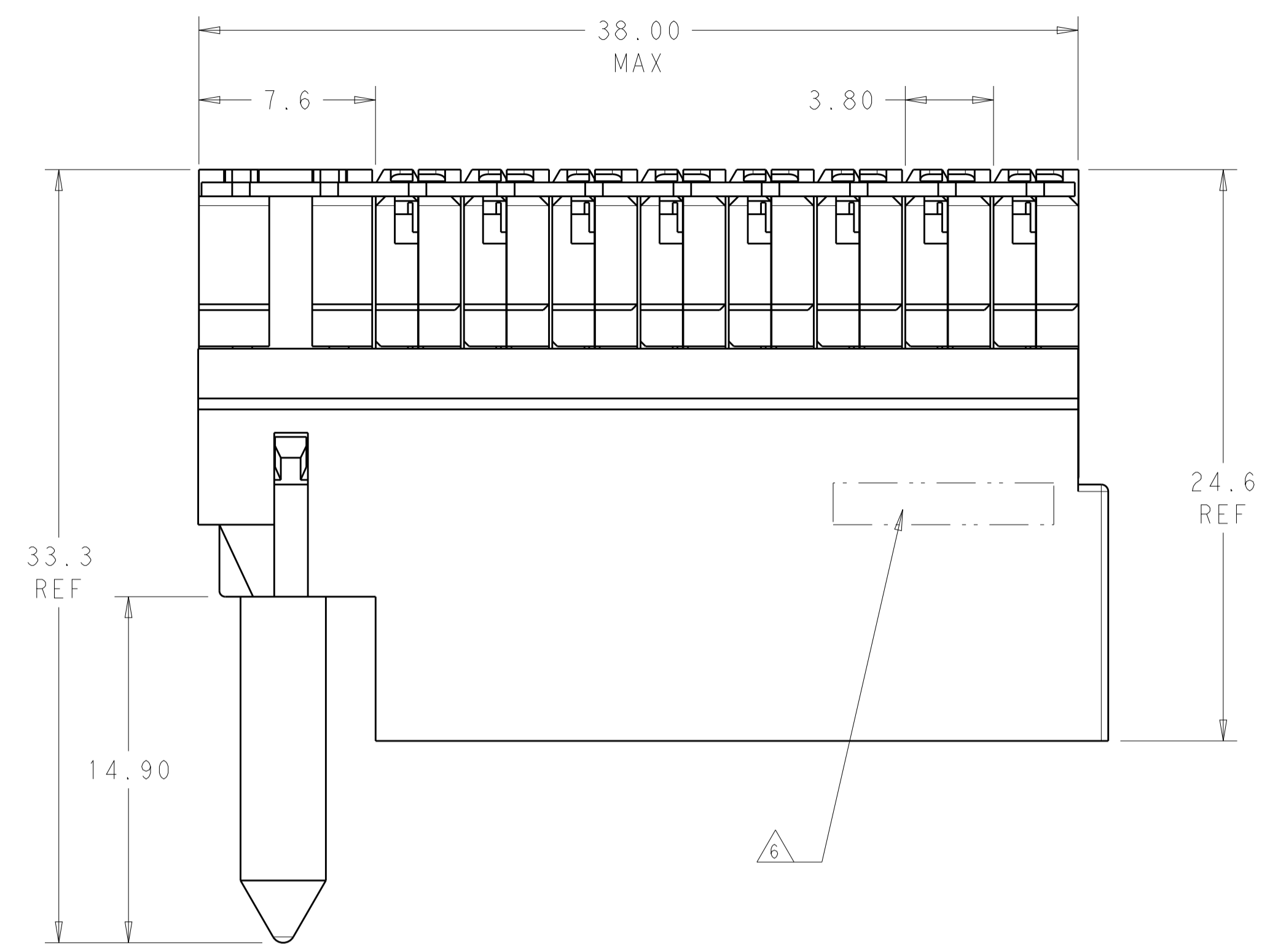
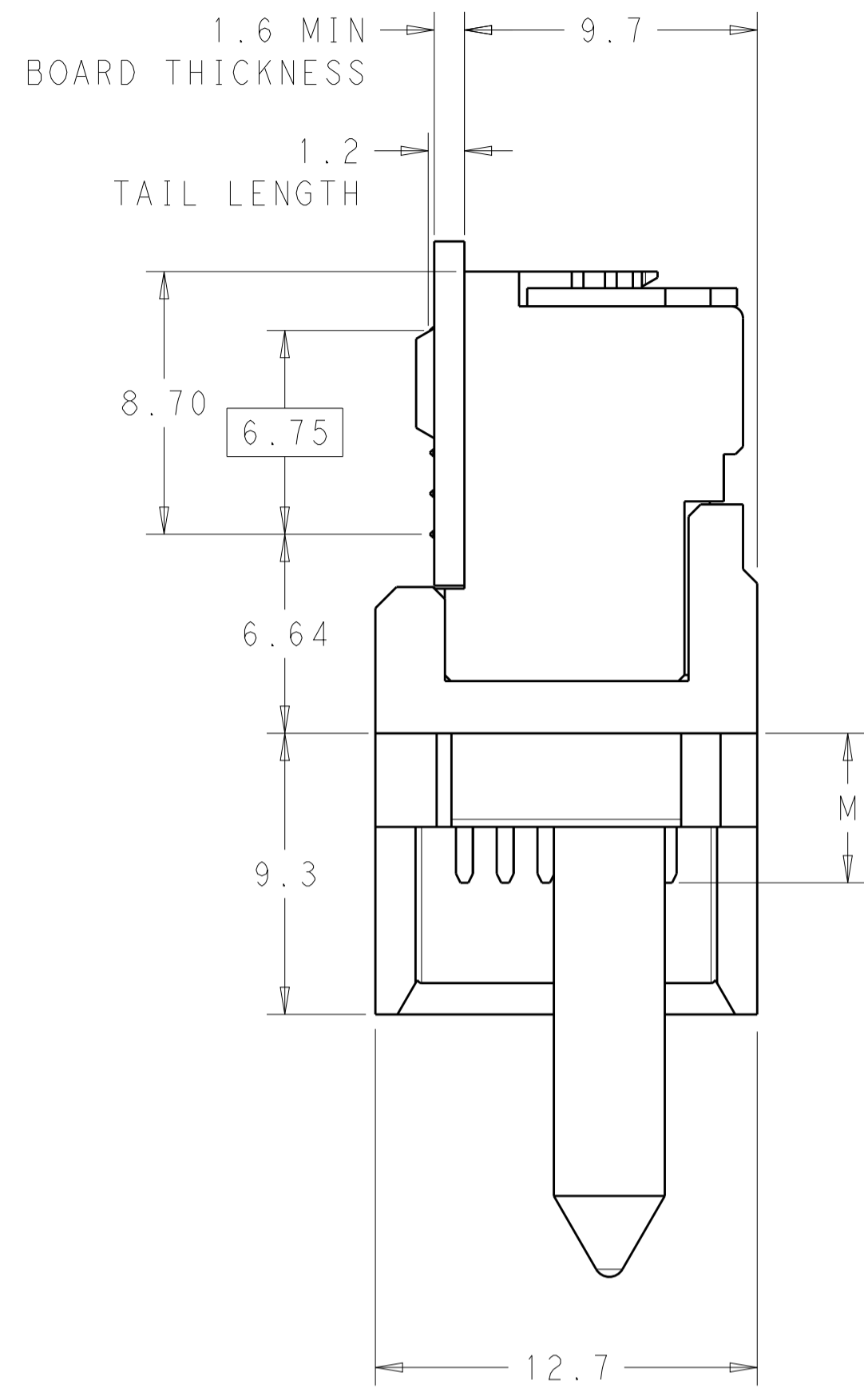
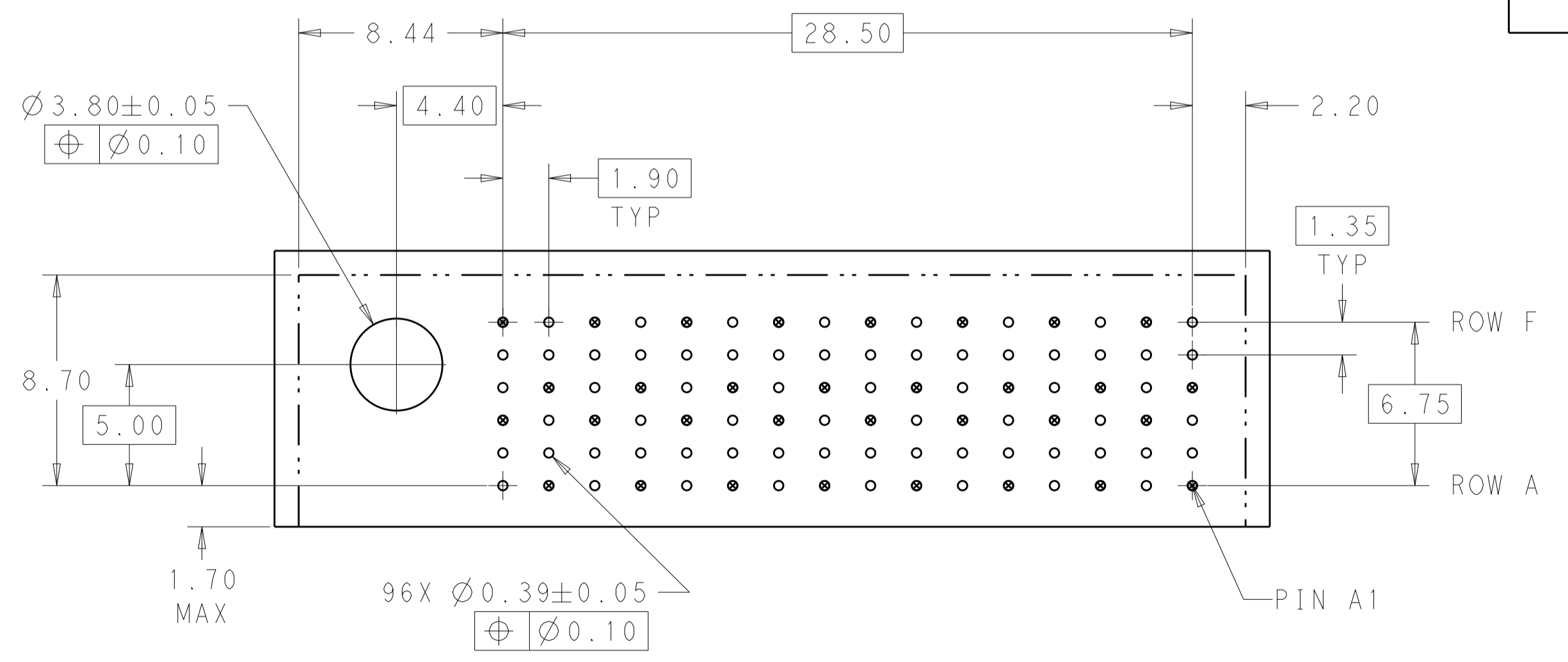
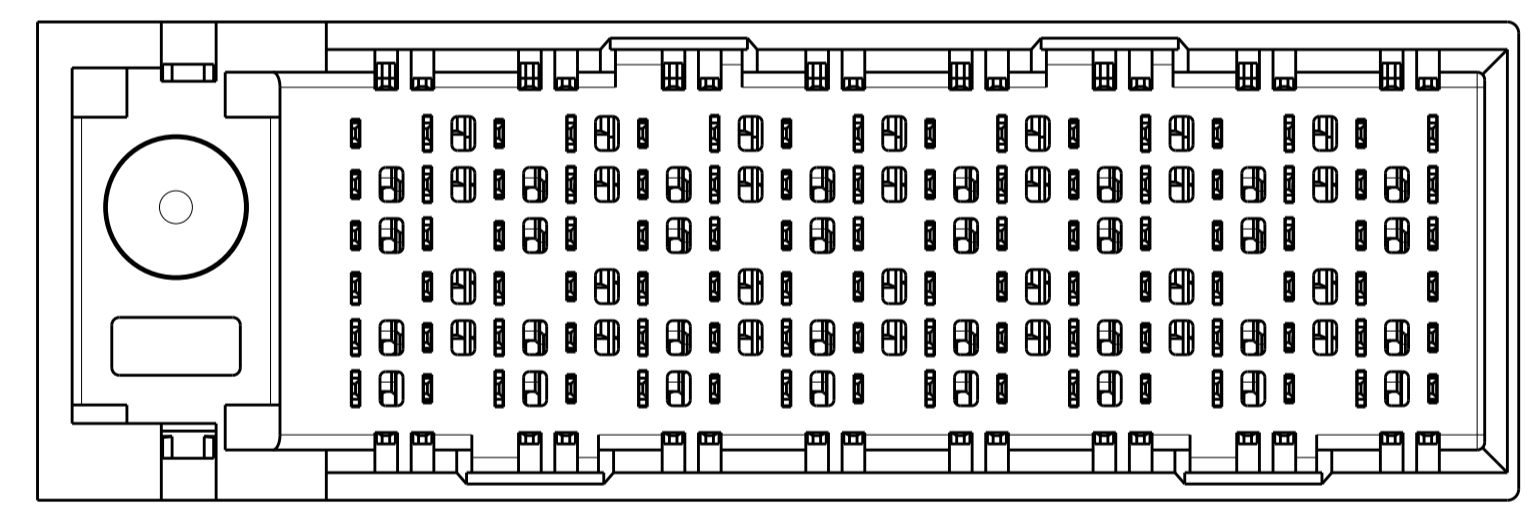
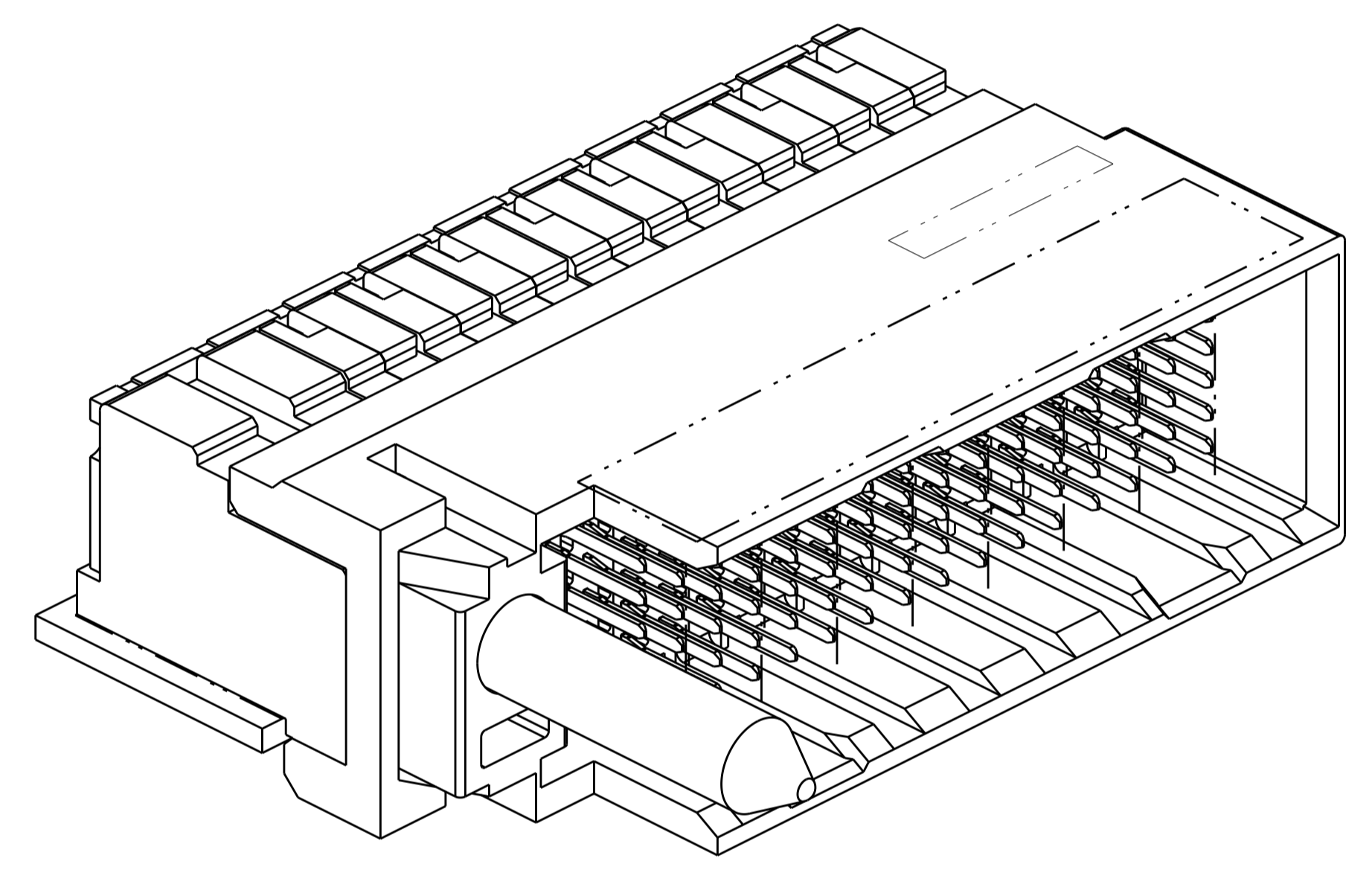


LOC		DIST		REVISIONS			
P	LTN	DESCRIPTION	DATE	DWN	APVD		
C		REVISED PER ECO-14-005775	22APR2014	AP	DD		



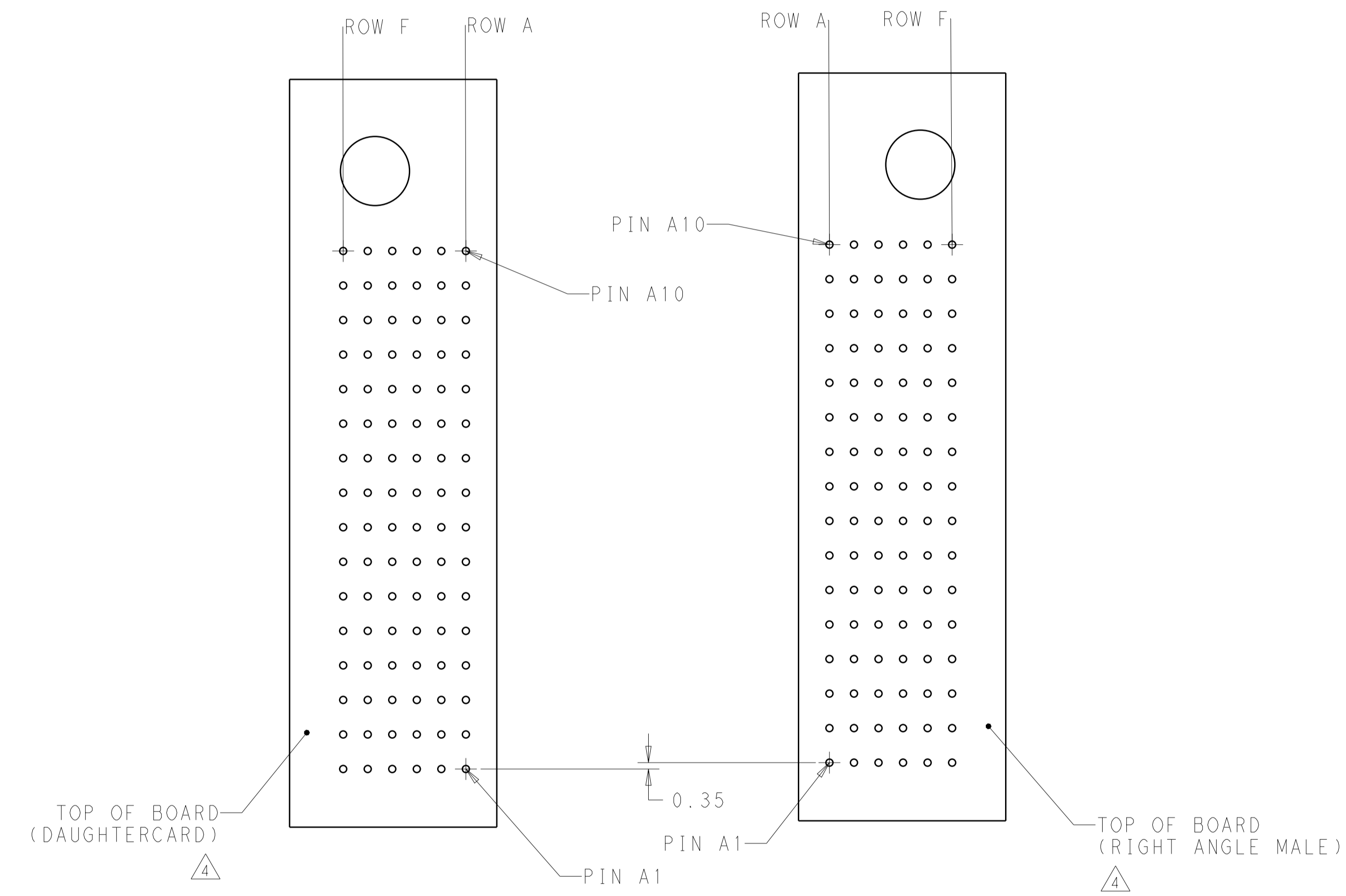
- 1 MATERIAL:  
HOUSING: LCP, GLASS FILLED, UL94V-0.  
TERMINALS: HIGH PERFORMANCE COPPER ALLOY.
- 2 FINISH:  
30µm SELECTIVE GOLD IN CONTACT AREA. SELECTIVE TIN ON PCB TAILS, NICKEL OVERALL.
- 3 FINISH:  
30µm SELECTIVE GOLD IN CONTACT AREA. SELECTIVE TIN-LEAD ON PCB TAILS, NICKEL OVERALL.
- 4 LEFT GUIDED RIGHT ANGLE MALE MATES TO RIGHT GUIDED RIGHT ANGLE RECEPTACLE.
- 5. CONNECTOR SUPPLIED WITH MOUNTING SCREW.
- 6 TE LOGO LOCATED IN APPROXIMATE LOCATION.



RECOMMENDED PCB LAYOUT

THIS DRAWING IS A CONTROLLED DOCUMENT.		DWN	07APR2011	<b>STE</b> TE Connectivity
DIMENSIONS:		CHK	07APR2011	
mm	TOLERANCES UNLESS OTHERWISE SPECIFIED:	APVD	07APR2011	NAME IMPACT, STD, RAM, 2 PAIR, 16 COLUMN, LEFT GUIDED RIGHT END WALL SIGNAL MODULE, 0.39 EYELET
Ø	0 PLC ±	PRODUCT SPEC		
	1 PLC ±0.25	APPLICATION SPEC		SIZE
	2 PLC ±0.13			CAGE CODE
	3 PLC ±			DRAWING NO
	4 PLC ±			RESTRICTED TO
	ANGLES ±	WEIGHT		A100779
MATERIAL	FINISH SEE TABLE	CUSTOMER DRAWING		©=2143314
		SCALE	5:1	SHEET 1 OF 2
		REV		C

LOC	DIST	REVISIONS			
		REV	DATE	BY	APPD
AD	00	-	SEE SHEET 1	-	-



COPLANAR MATED SIGNAL PATHS



FINISH	DIM M	PART NUMBER
	5.50	2143314-6
	4.90	2143314-5
	5.50	2143314-3
	4.90	2143314-2

REFER TO WWW.TE.COM FOR PRODUCT AVAILABILITY

THIS DRAWING IS A CONTROLLED DOCUMENT.		DWN	07APR2011	<b>STE</b> TE Connectivity															
DIMENSIONS:		CHK	07APR2011																
TOLERANCES UNLESS OTHERWISE SPECIFIED:		APVD	07APR2011																
mm		NAME	IMPACT, STD. RAM, 2 PAIR, 16 COLUMN, LEFT GUIDED RIGHT END WALL SIGNAL MODULE, 0.39 EYELET																
<table border="1"> <tr> <td>0 PLC</td> <td>±</td> </tr> <tr> <td>1 PLC</td> <td>±0.25</td> </tr> <tr> <td>2 PLC</td> <td>±0.13</td> </tr> <tr> <td>3 PLC</td> <td>±</td> </tr> <tr> <td>4 PLC</td> <td>±</td> </tr> <tr> <td>ANGLES</td> <td>±</td> </tr> </table>		0 PLC	±	1 PLC	±0.25	2 PLC	±0.13	3 PLC	±	4 PLC	±	ANGLES	±	PRODUCT SPEC		SIZE	CAGE CODE	DRAWING NO	RESTRICTED TO
0 PLC	±																		
1 PLC	±0.25																		
2 PLC	±0.13																		
3 PLC	±																		
4 PLC	±																		
ANGLES	±																		
MATERIAL		APPLICATION SPEC		WEIGHT		A100779C=2143314													
FINISH		SEE TABLE		CUSTOMER DRAWING		SCALE	5:1 SHEET 2 OF 2 REV C												

单击下面可查看定价，库存，交付和生命周期等信息

[>>TE Connectivity\(泰科\)](#)