

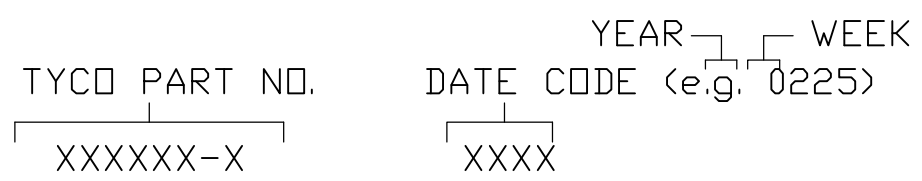
THIS DRAWING IS UNPUBLISHED. RELEASED FOR PUBLICATION  
 © COPYRIGHT - BY TYCO ELECTRONICS CORPORATION. ALL RIGHTS RESERVED.

LOC	DIST	REVISIONS					
GP	00	P	LTR	DESCRIPTION	DATE	DWN	APVD
			A	RELEASED	16MAY06	RG	SF

5 RECOMMENDED MOUNTING HARDWARE TO BE ORDERED SEPARATELY FOR REFERENCE ONLY:  
 FOR PANEL MOUNTING USE:  
 1650402-1, 8-32 SHOULDER SCREW  
 1650589-1, M4 X 0.7 SHOULDER SCREW

4. ELCON SERIES 425-0001-01100

3 ITEMS PROVIDED TO THIS SPECIFICATION TO BE PERMANENTLY IDENTIFIED PER THE FOLLOWING IDENTIFIER:



2. MATERIALS:  
 HOUSINGS: THERMOPLASTIC, GLASS REINFORCED, UL94V-0 FLAMMABILITY RATED, COLOR-BLACK.  
 RETENTION CLIPS: BERYLLIUM COPPER OR STAINLESS STEEL.

1. PART NUMBER CHANGES AND OR DESIGN CHANGES AFFECTING ITEM INTERCHANGEABILITY REQUIRE PRIOR TYCO APPROVAL AND AUTHORIZATION BY REVISION TO THIS DRAWING.

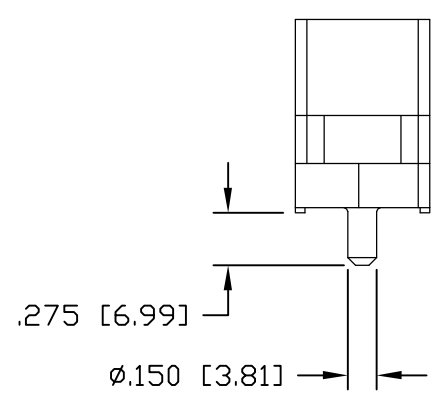
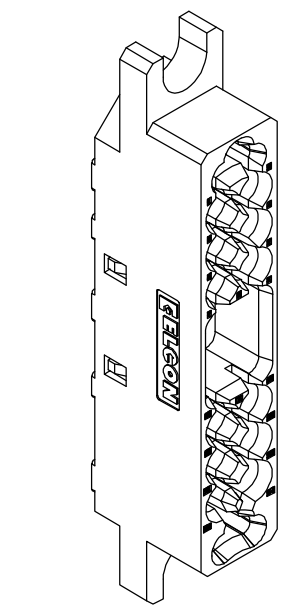
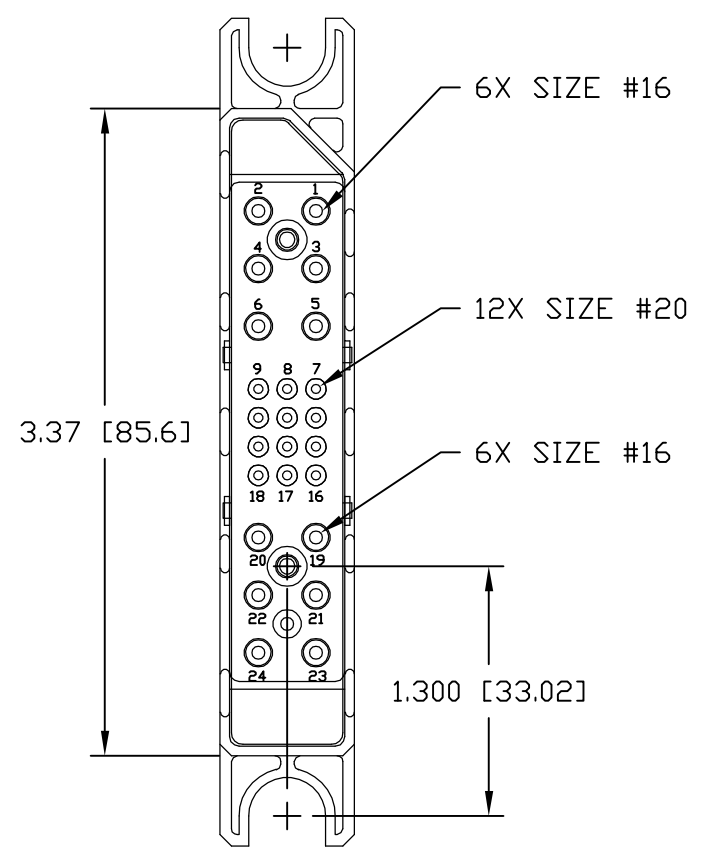
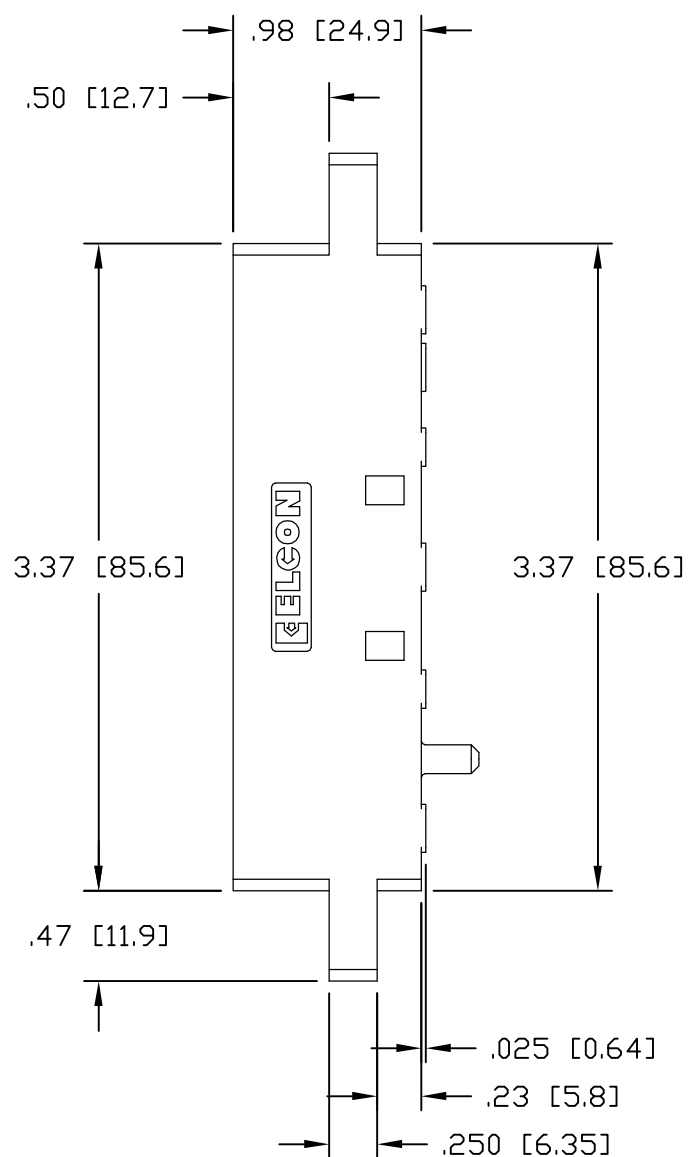
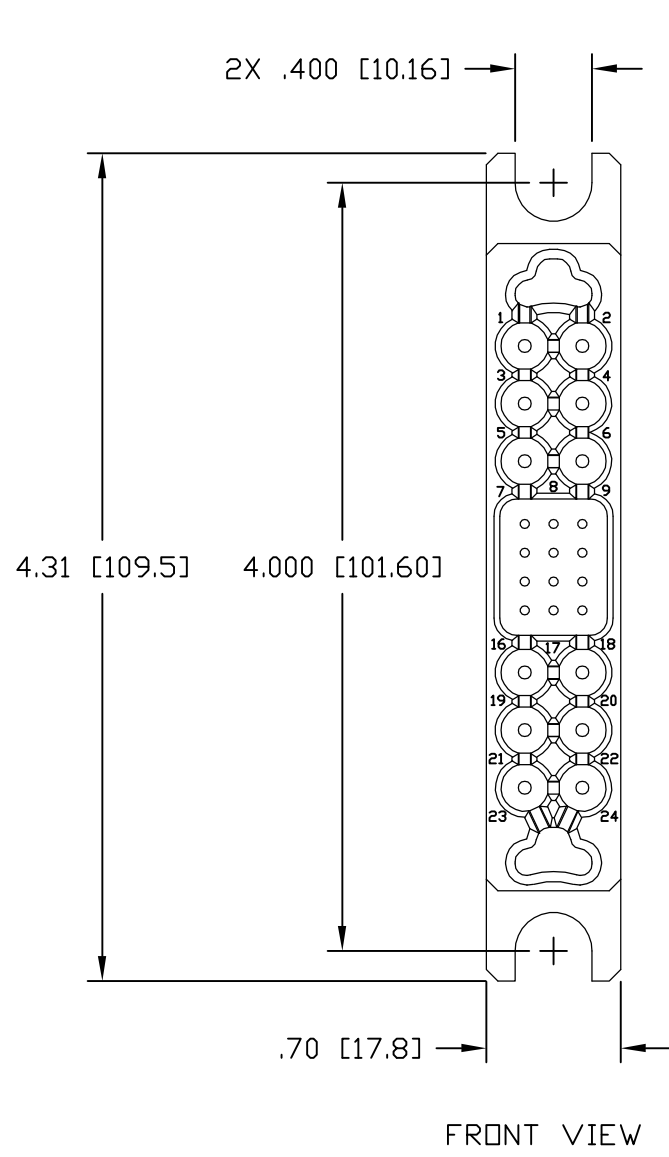
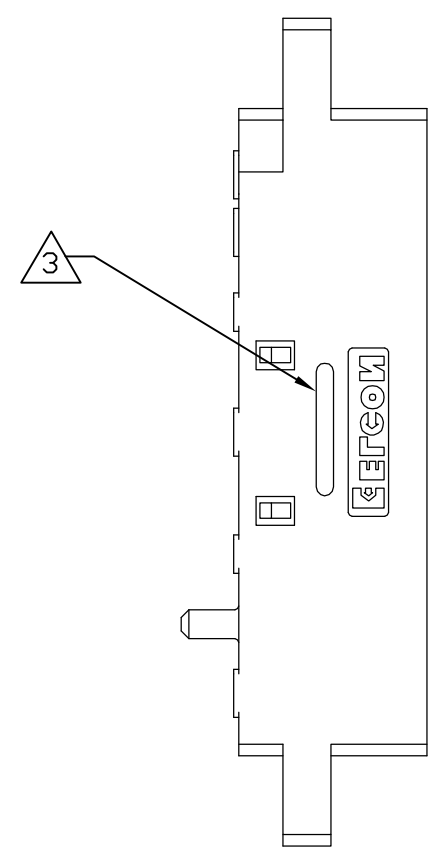
AS SHOWN	1651202-1
DESCRIPTION	PART NUMBER

THIS DRAWING IS A CONTROLLED DOCUMENT.		DWN R.GRZYBOWSKI 16MAY2006	Tyco Electronics Corporation Harrisburg, PA 17105-3608	
DIMENSIONS: INCHES		CHK S.FLICKINGER 16MAY06		
TOLERANCES UNLESS OTHERWISE SPECIFIED:		APVD S.FLICKINGER 16MAY06	NAME P12S12 MINI DRAWER, STRAIGHT PIN WITH RETENTION CLIPS	
		PRODUCT SPEC -	-	
0 PLC ± - 1 PLC ± - 2 PLC ± .02 3 PLC ± .010 4 PLC ± - ANGLES ± .5		APPLICATION SPEC -	SIZE A3	CAGE CODE 00779
MATERIAL -	FINISH -	WEIGHT -	DRAWING NO C-1651202	RESTRICTED TO -
CUSTOMER DRAWING			SCALE 1:1	SHEET 1 OF 3
			REV A	

ELCON P12S12 MINI DRAWER

THIS DRAWING IS UNPUBLISHED. RELEASED FOR PUBLICATION  
 © COPYRIGHT - BY TYCO ELECTRONICS CORPORATION. ALL RIGHTS RESERVED.

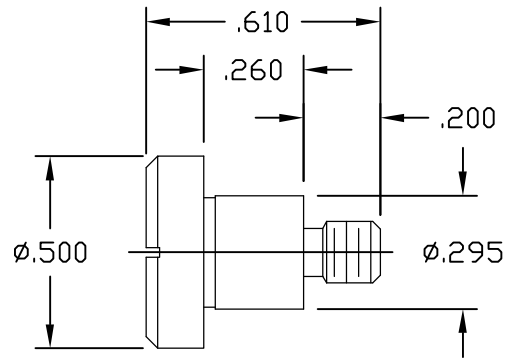
LOC	DIST	REVISIONS					
GP	00	P	LTR	DESCRIPTION	DATE	DWN	APVD
		-		SEE SHEET 1	-	-	-



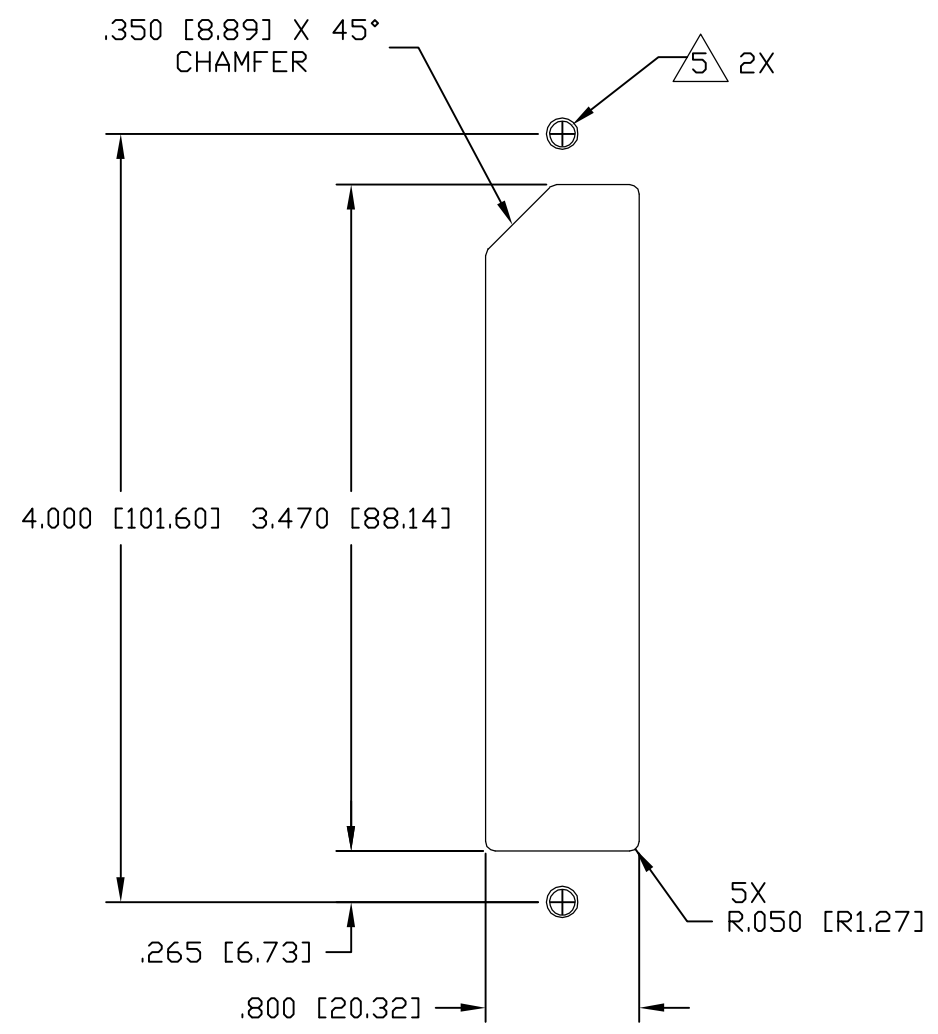
THIS DRAWING IS A CONTROLLED DOCUMENT.		DWN	R.GRZYBOWSKI	16MAY2006	Tyco Electronics Corporation Harrisburg, PA 17105-3608		
DIMENSIONS: INCHES		CHK	S.FLICKINGER	16MAY06	NAME		
TOLERANCES UNLESS OTHERWISE SPECIFIED: 0 PLC ± - 1 PLC ± - 2 PLC ± .02 3 PLC ± .010 4 PLC ± - ANGLES ± .5		APVD	S.FLICKINGER	16MAY06	P12S12 MINI DRAWER, STRAIGHT PIN WITH RETENTION CLIPS		
MATERIAL		PRODUCT SPEC	-			SIZE	A3
FINISH		APPLICATION SPEC	-			CAGE CODE	00779
-		WEIGHT	-			DRAWING NO	C-1651202
CUSTOMER DRAWING					RESTRICTED TO	-	
					SCALE	1:1	SHEET 2 OF 3
					REV	A	

THIS DRAWING IS UNPUBLISHED. RELEASED FOR PUBLICATION  
 © COPYRIGHT BY TYCO ELECTRONICS CORPORATION. ALL RIGHTS RESERVED.

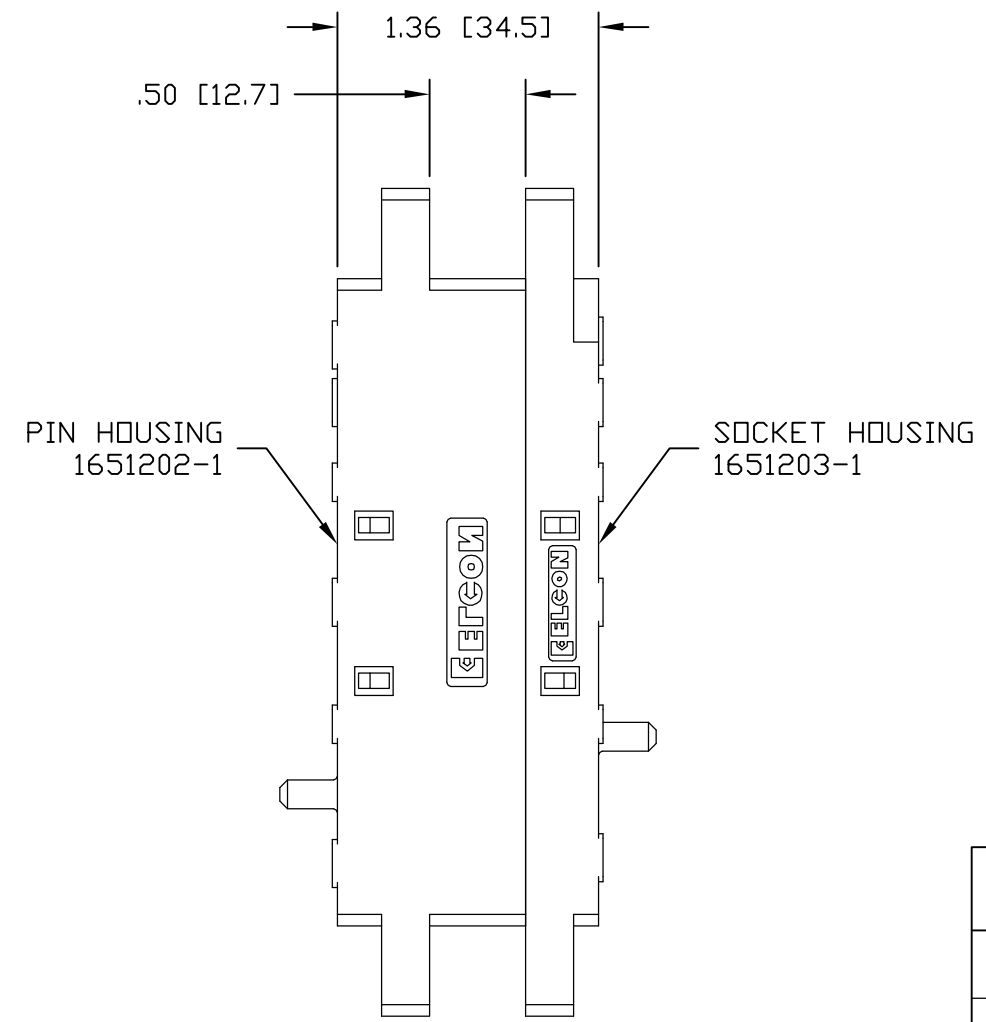
LOC	DIST	REVISIONS					
GP	00	P	LTR	DESCRIPTION	DATE	DWN	APVD
				SEE SHEET 1			



SHOULDER SCREW  
 (REFERENCE ONLY)  $\triangle 5$   
 SCALE: 2:1



SUGGESTED PANEL CUTOUT  
 VIEWED FROM CONNECTOR MOUNTING SIDE



MATED CONDITION

THIS DRAWING IS A CONTROLLED DOCUMENT.		DWN	R.GRZYBOWSKI	16MAY2006	Tyco Electronics Corporation Harrisburg, PA 17105-3608		
DIMENSIONS: INCHES		CHK	S.FLICKINGER	16MAY06	NAME		
		APVD	S.FLICKINGER	16MAY06	P12S12 MINI DRAWER, STRAIGHT PIN WITH RETENTION CLIPS		
TOLERANCES UNLESS OTHERWISE SPECIFIED:		PRODUCT SPEC	-				
0 PLC ± -		APPLICATION SPEC	-				
1 PLC ± -		WEIGHT	-				
2 PLC ± .02		SIZE	A3	CAGE CODE	00779	DRAWING NO	C-1651202
3 PLC ± .010		CUSTOMER DRAWING		SCALE	1:1	SHEET	3 OF 3
4 PLC ± -				RESTRICTED TO	-		
ANGLES ± .5				REV	A		
FINISH							

单击下面可查看定价，库存，交付和生命周期等信息

[>>TE Connectivity\(泰科\)](#)