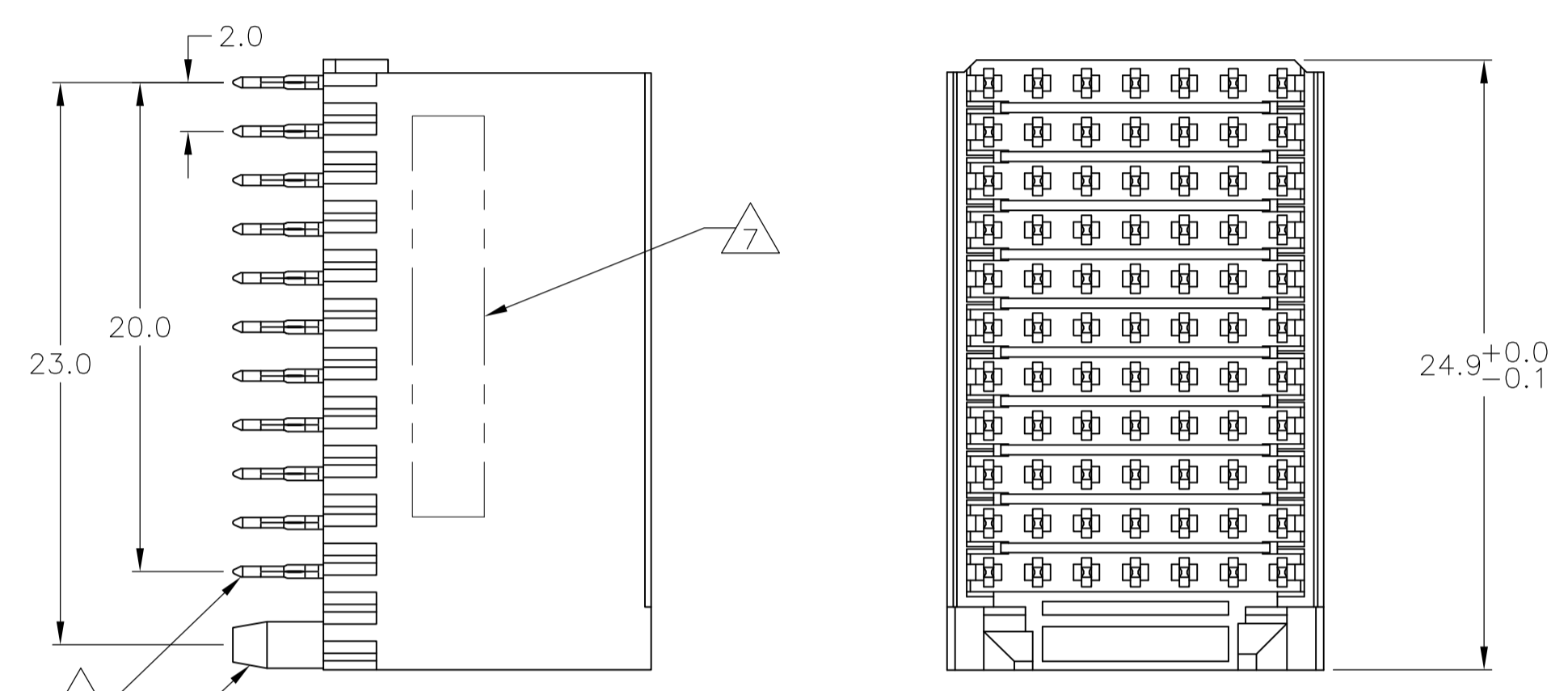


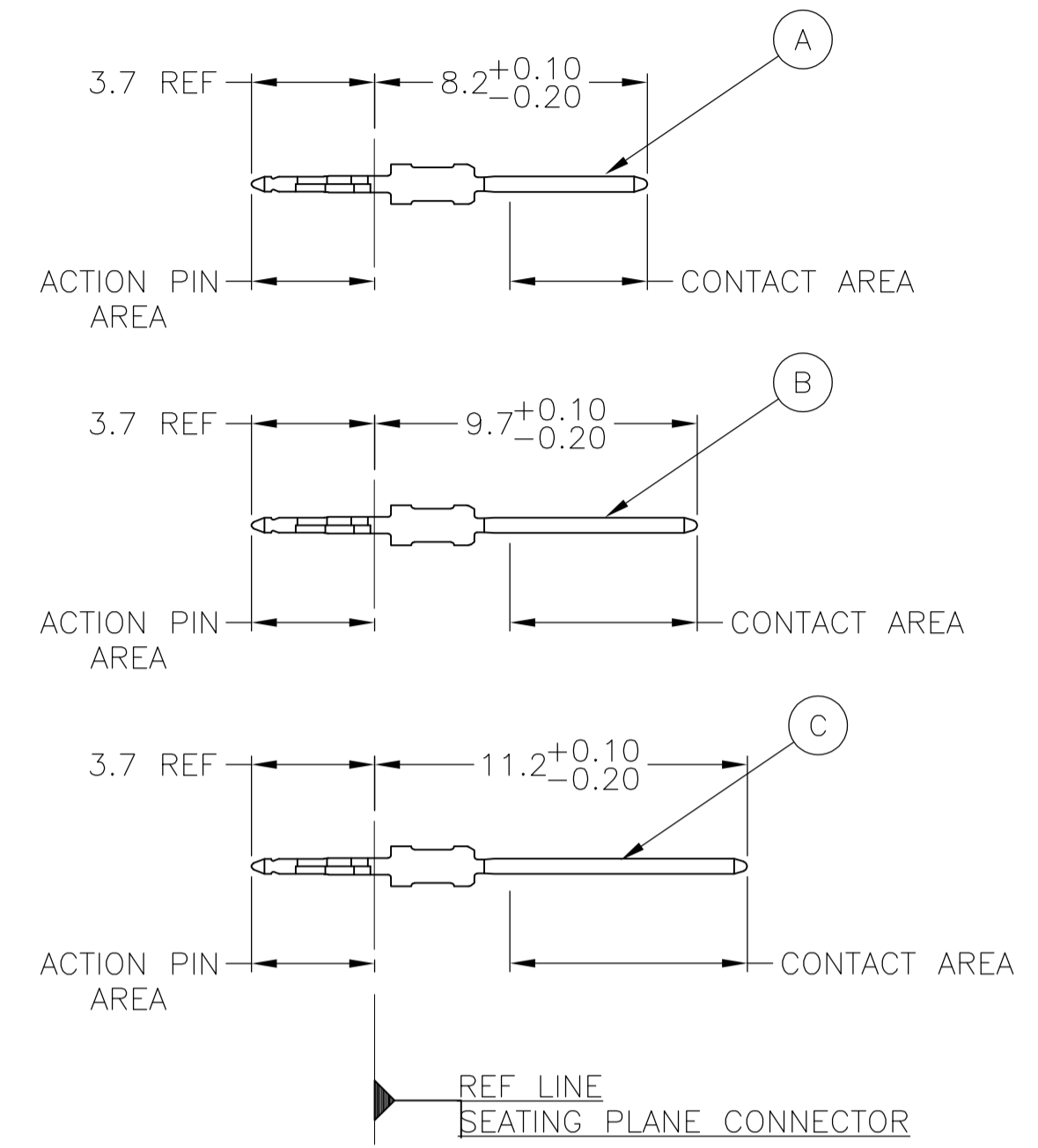
LOC		DIST		REVISIONS				
AD	00	REV	PER	EC	DATE	BY	CHKD	
A		REV	PER	EC	0512-0306-05	23MAY05	BC	GS
B		ECR	-10-019054			15SEP10	DP	MQW

CONNECTOR ASSEMBLY EXAMPLARY LOADED

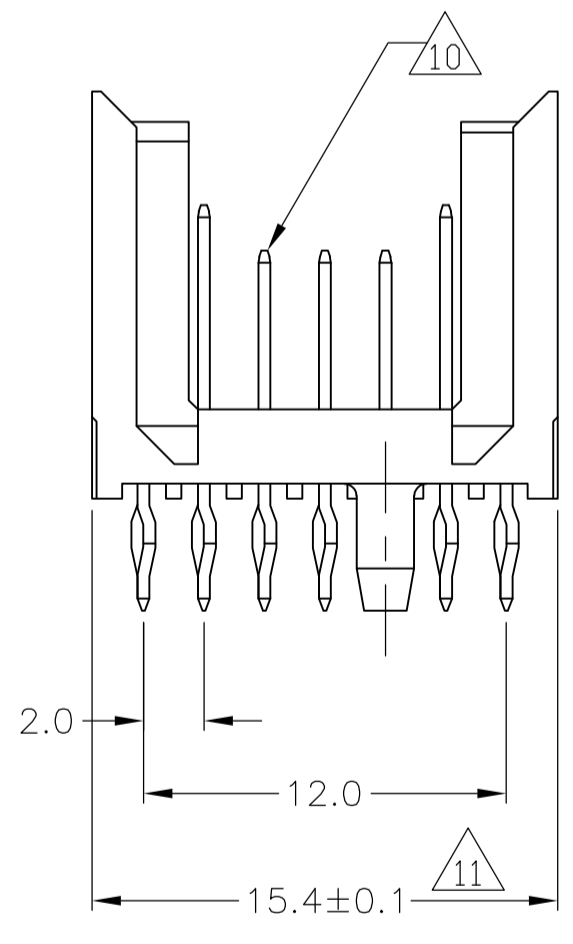



CONTACT DIMENSIONS

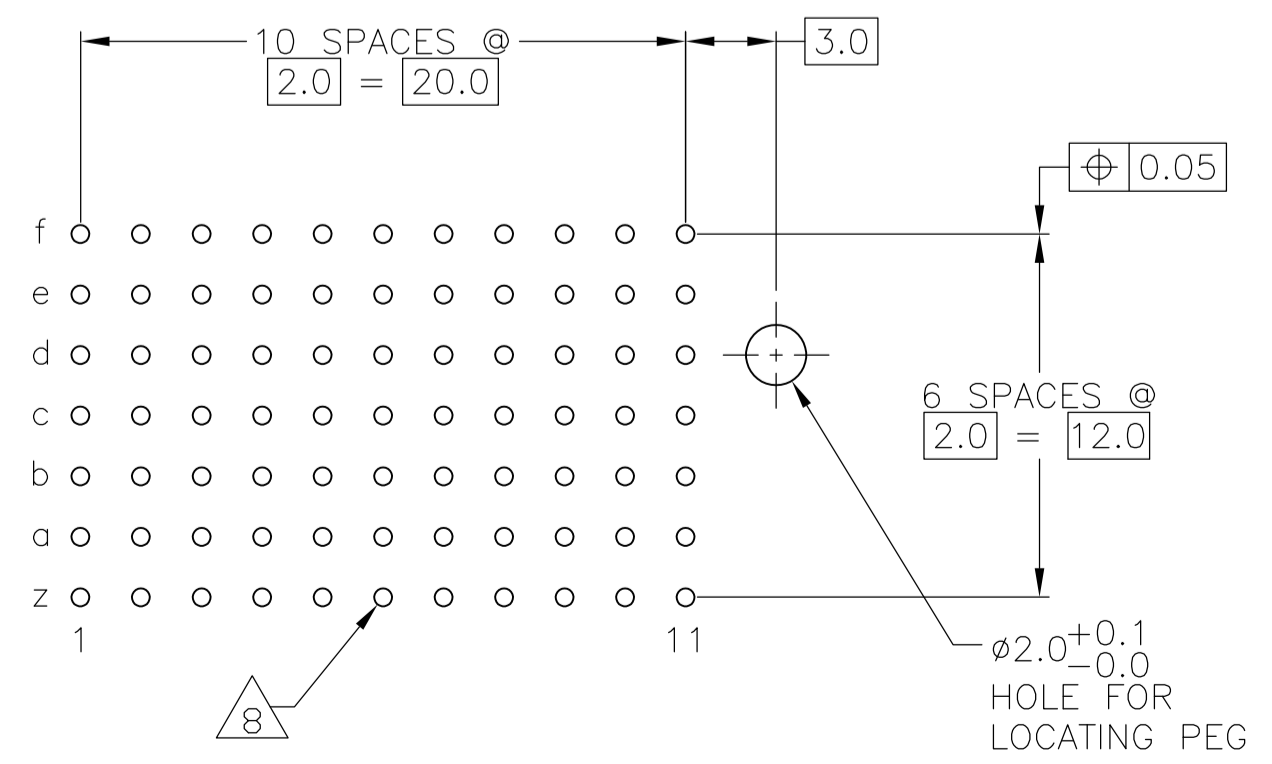
SCALE 5:1



CONTACT LAYOUT



RECOMMENDED PCB-HOLE LAYOUT COMPONENT SIDE SHOWN



PLATED THRU HOLES PARAMETERS REFERENCE APPLICATION SPECIFICATION

2 6 13	1-5106390-9
2 5 13	5106390-9
2 4	5106390-4
2 3	5106390-1
FINISH	PART NUMBER

THIS DRAWING IS A CONTROLLED DOCUMENT.

DIMENSIONS: mm	TOLERANCES UNLESS OTHERWISE SPECIFIED: 0-PLC ± 1-PLC ± 0.2 2-PLC ± 0.02 3-PLC ± 0.005 4-PLC ± 0.002 ANGLES ± 0.30°	DIN B CARBO 21APR05 CHK G SKIPPER 21APR05 APVD G SKIPPER 21APR05 PRODUCT SPEC	Tyco Electronics Corporation Harrisburg, Pa 17105-3608
MATERIAL	SEE TABLE	NAME 108-19082 APPLICATION SPEC 114-19029	MALE ASSEMBLY, Z-PACK 2mm HM, TYPE C
WEIGHT		SIZE A1 CAGE CODE 00779 DRAWING NO. C=5106390	RESTRICTED TO
CUSTOMER DRAWING		SCALE 4:1	SHEET 1 OF 2 REV B

LOC	DIST	REVISIONS			
P	LTR	DESCRIPTION	DATE	DN	APVD
AD	00	SEE SHEET 1	-	-	-

- 1 MATERIAL:
CONTACT: PHOSPHOR BRONZE.
HOUSING: GLASS-FILLED POLYESTER.
- 2 GENERAL PLATING SPECIFICATION: UNDERPLATING
(ENTIRE CONTACT): 1.27µm MIN NICKEL AND ACTION
PIN: 0.5µm MIN TIN.
FOR PLATING OF MATING SURFACES SEE APPLICABLE
SPECIFICATION REFERENCE FOR EACH DASH NUMBER.
- 3 CONFORMS TO ALL TESTING ACCORDING TO IEC 61076-4-101
PERFORMANCE LEVEL 2.
- 4 CONFORMS TO ALL TESTING ACCORDING TO IEC 61076-4-101
PERFORMANCE LEVEL 1.
- 5 CONNECTOR TESTED AND QUALIFIED AGAINST TELCORDIA GR-1217-CORE QUALITY LEVEL 3,
CENTRAL OFFICE APPLICATIONS.
- 6 CONNECTOR TESTED AND QUALIFIED AGAINST TELCORDIA GR-1217-CORE QUALITY LEVEL 3,
UNCONTROLLED ENVIROMENT APPLICATIONS.
- 7 CONNECTOR MARKED WITH PART NUMBER AND DATE CODE.
ADDITIONAL CHARACTERS OR MARKINGS, AS WELL AS THE LOCATION OF THE MARKINGS,
MAY BE ADDED FOR TRACEABILITY BASED UPON MANUFACTURERS DISCRETION.
- 8 PLATED-THROUGH HOLES AT 2x2mm SQUARE GRID
PATTERN DEFINED BY CONTACT LAYOUT.
- 9 FOR ACTUAL PIN LOADING SEE "CONTACT LAYOUT".
- 10 FOR ACTUAL PIN DIMENSIONS SEE "CONTACT DIMENSIONS".
- 11 TO BE MEASURED AT BOTTOM OF SHROUD.
- 12 LOCATION PEG.
- 13 CONNECTOR LUBRICATED WITH BELCORE APPROVED LUBRICANT,
TECHNICAL REFERENCE: TR-NWT-001217 ISSUE 1, SEP 1992.

THIS DRAWING IS A CONTROLLED DOCUMENT.		DIN B CARBO 21APR05	Tyco Electronics Corporation Harrisburg, Pa 17105-3608	
DIMENSIONS: mm		CIK G SKIPPER 21APR05	NAME MALE ASSEMBLY, Z-PACK 2mm HM, TYPE C	
TOLERANCES UNLESS OTHERWISE SPECIFIED: 0-PLC ± .01 1-PLC ± .02 ±0.2 2-PLC ± .002 3-PLC ± .0005 4-PLC ± .0005 ANGLES ± .030°		APVD G SKIPPER 21APR05	PRODUCT SPEC 108-19082	
MATERIAL SEE SHEET 1		APPLICATION SPEC 114-19029	SIZE A1	RESTRICTED TO -
FINISH SEE SHEET 1		WEIGHT -	CAGE CODE 00779	DRAWING NO 5106390
		CUSTOMER DRAWING		SCALE 4:1 SHEET 2 OF 2 REV B

单击下面可查看定价，库存，交付和生命周期等信息

[>>TE Connectivity\(泰科\)](#)