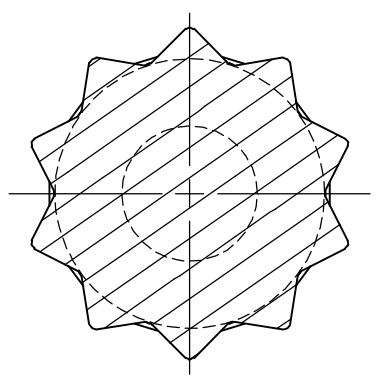
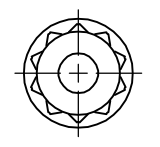
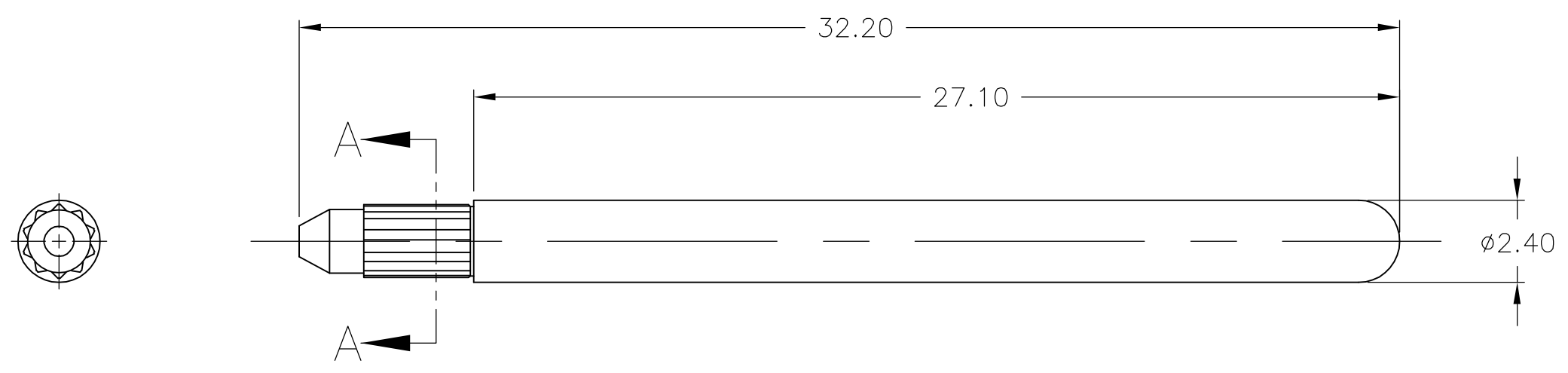


THIS DRAWING IS UNPUBLISHED. RELEASED FOR PUBLICATION
 © COPYRIGHT BY TYCO ELECTRONICS CORPORATION. ALL RIGHTS RESERVED.

LOC	DIST	REVISIONS			
P	LTR	DESCRIPTION	DATE	DWN	APVD
	B	REVISED PER ECO-06-009870	26APR06	JDP	RW



SECTION A-A
SCALE 20:1

- 1 MATERIAL: STEEL, STAINLESS, TYPE 303.
- 2. THIS GUIDE PIN IS INTENDED TO BE INSERTED INTO A $\phi 2.00 \pm 0.08$ PLATED OR NON PLATED THROUGH HOLE IN A PRINTED WIRING BOARD BACKPLANE.

223680-2
PART NUMBER

THIS DRAWING IS A CONTROLLED DOCUMENT.		DWN B. CARBO	18FEB02	Tyco Electronics Corporation Harrisburg, PA 17105-3608	
DIMENSIONS: mm		CHK W. MILLHIMES	18FEB02		
TOLERANCES UNLESS OTHERWISE SPECIFIED:		APVD W. MILLHIMES	18FEB02	NAME KEYING PIN, PRESS FIT, 2mm FB	
0 PLC ± - 1 PLC ± - 2 PLC ± - 3 PLC ± - 4 PLC ± - ANGLES ± -		PRODUCT SPEC		RESTRICTED TO	
MATERIAL		APPLICATION SPEC		SIZE	CAGE CODE
1		FINISH		DRAWING NO	
		WEIGHT		A3 00779 C-223680	
		CUSTOMER DRAWING		SCALE	SHEET
				6:1	1 OF 1
				REV	B

单击下面可查看定价，库存，交付和生命周期等信息

[>>TE Connectivity\(泰科\)](#)