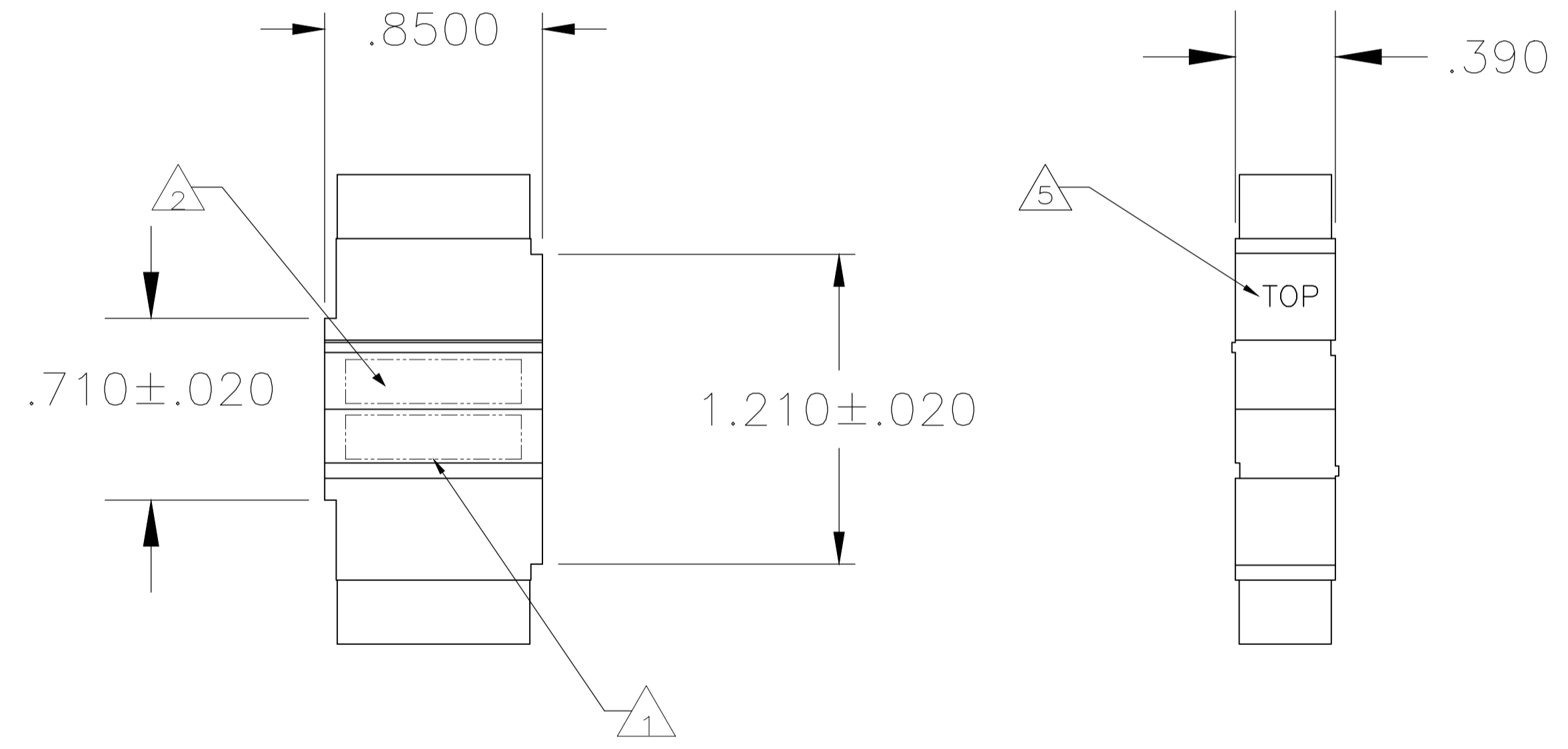
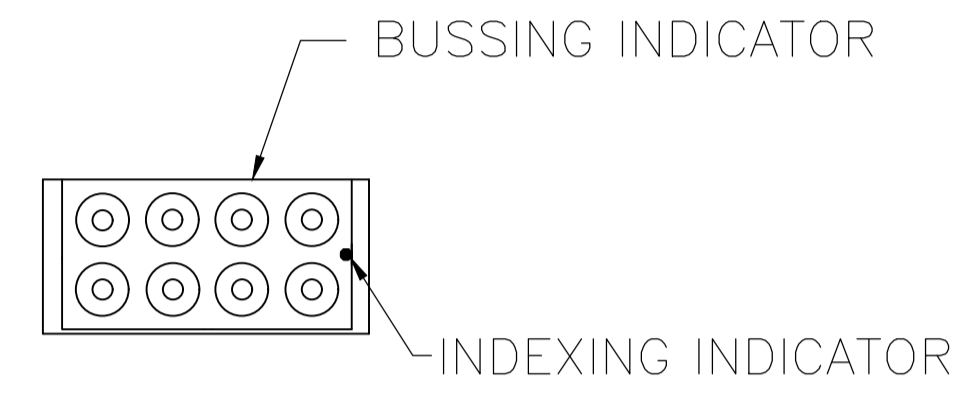
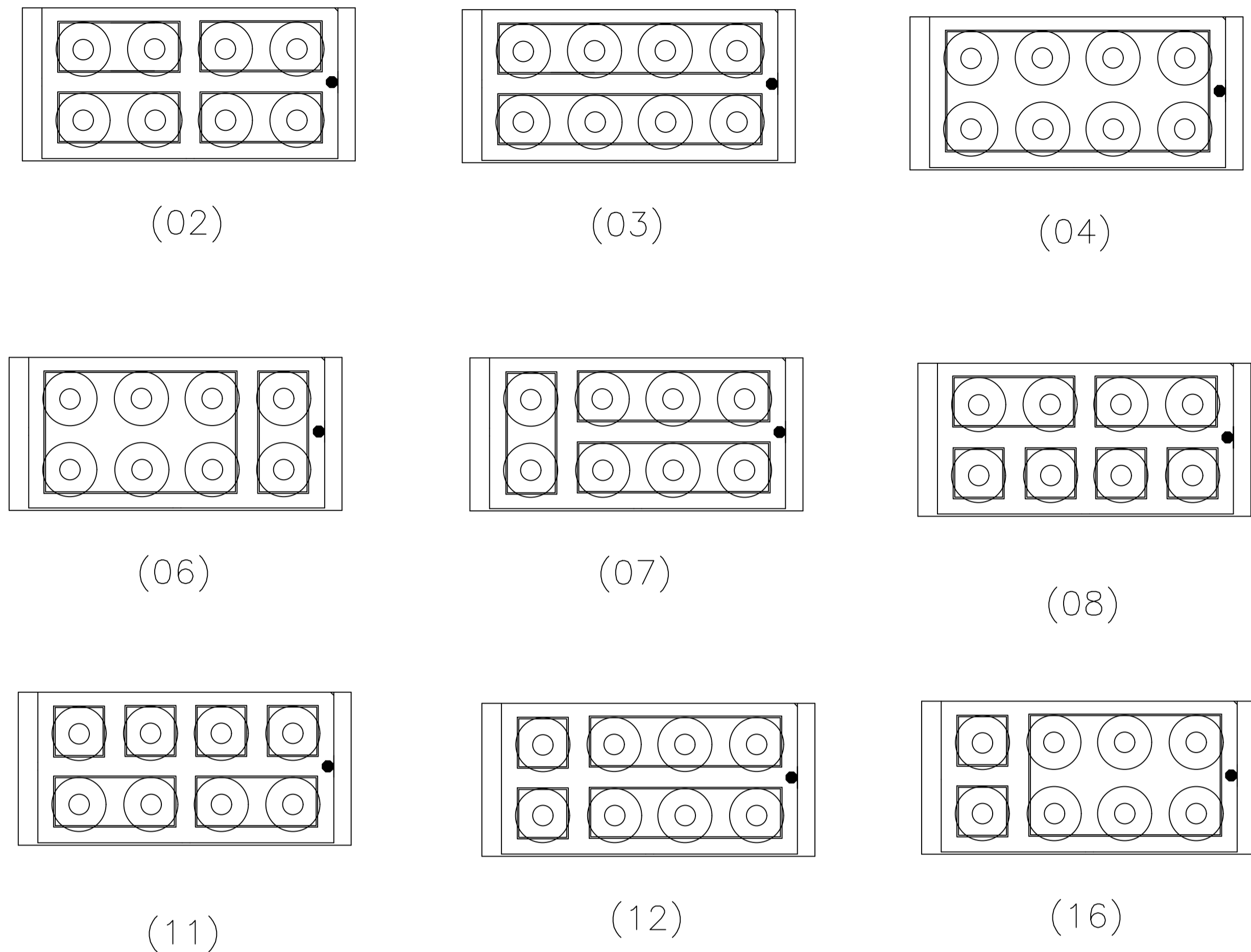


DESCRIPTION	MATERIAL	FINISH
MODULE ASSEMBLY	EPOXY THERMOSET	COLOR: BLACK
GROMMET	FLOURSILICONE 40/50 PER MIL-R-25988	COLOR: NATURAL
CONTACT SOCKET	BERYLLIUM COPPER PER ASTM-B194	GOLD PLATE PER MIL-G-45204
RETAINING CLIP	BERYLLIUM COPPER PER ASTM-B194 OR STAINLESS STEEL PER QQ-S-766	NONE

REVISIONS				
P	LTR	DESCRIPTION	DATE	APP'D
G		REVISED PER ECO 20-001680	2-7-20	CT VR



BUSSING ARRANGEMENTS  $\triangle 3$

- $\triangle 1$  MODULE ASSEMBLY MARKED WITH "TE", TE PART NO. AND DATE CODE .060 MINIMUM HIGH CHARACTERS ON EITHER SIDE.
- $\triangle 2$  MARK MODULE ASSEMBLY WITH CUSTOMER PART NO. ON EITHER SIDE.
- $\triangle 3$  BUSSING ARRANGEMENT OUTLINE DENOTES INTERNAL ARRANGEMENT OF CONTACT SOCKETS.
- 4. ROLLS ROYCE QUALITY SPECIFICATION CQC-103 IS INVOLVED FOR THIS PART NO.
- $\triangle 5$  MODULE IS MARKED WITH WORD "TOP" IN LOCATION SHOWN.

MRFB16E16-204										X	592814-9
MRFB16E12-204									X		592814-8
MRFB16E11-204							X				592814-7
MRFB16E08-204						X					592814-6
MRFB16E07-204					X						592814-5
MRFB16E06-204				X							592814-4
MRFB16E04-204			X								592814-3
MRFB16E03-204		X									592814-2
MRFB16E02-204	X										592814-1
CUSTOMER PART NO. $\triangle 2$	02	03	04	06	07	08	11	12	16		PART NO.
	BUSSING ARRANGEMENTS										

THIS DRAWING IS A CONTROLLED DOCUMENT.

DIMENSIONS: INCHES	TOLERANCES UNLESS OTHERWISE SPECIFIED:	DIN N. FRITZ 09-22-93	CHK R. RYAN 09-23-93	APPROD R. RYAN 09-23-93	NAME
0 PLC ± .005	1 PLC ± .005	2 PLC ± .005	3 PLC ± .005	4 PLC ± .005	APPLICATION SPEC
MATERIAL		WEIGHT 0.000000		SIZE A1 00779 C=592814	
FINISH		CUSTOMER DRAWING		SCALE 2:1 SHEET 1 OF 1 REV G	

STE TE Connectivity  
MODULE, FEED-THROUGH ASSEMBLY, SIZE 16 TJ

单击下面可查看定价，库存，交付和生命周期等信息

[>>TE Connectivity\(泰科\)](#)