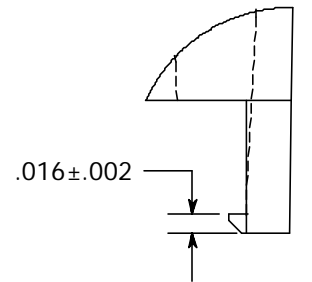
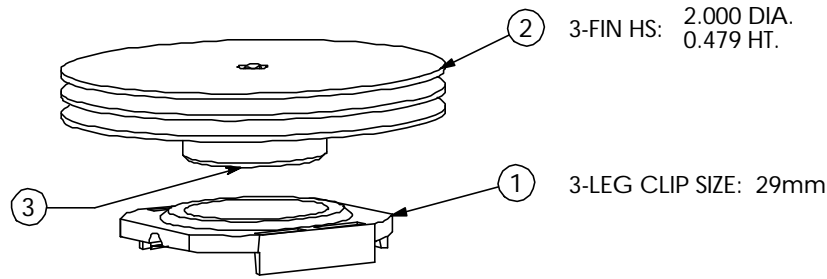
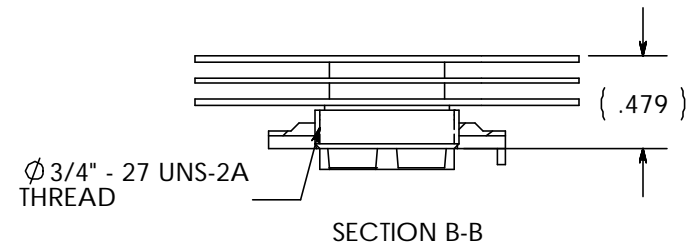
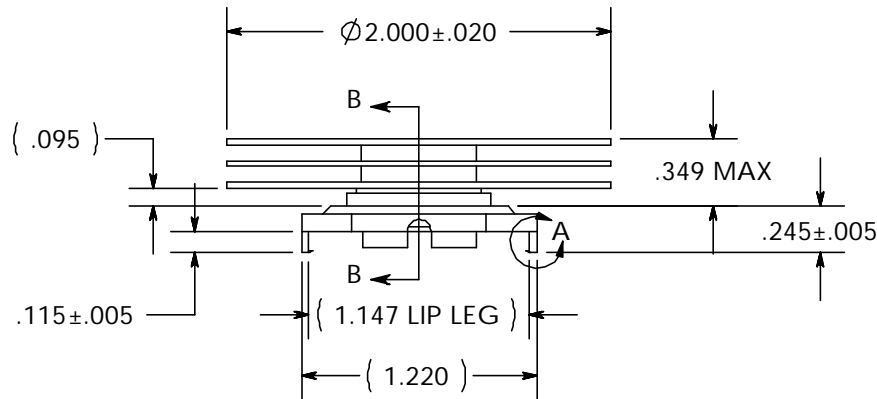


REVISION(S)

LTR	DESCRIPTION	INIT	APP'D
O	ECN: 0S60-0173-04	E.T 7/6/04	B.P 7/7/04
A	ECR-05-017301	E.T 12/15/05	A.I 12/16/05



DETAIL A
SCALE = 6X



NOTE:

1. MATERIAL:

HEAT SINK: ALUM. (BLACK ANODIZE)
CLIP: BLACK PEI (UL94-VO)

2. SPECIFICATION OF MAXIMUM LOAD ON THE BGA PACKAGE SHOULD BE IDENTIFIED BY THE USER BEFORE THE HEATSINK APPLICATION.

HEATSINK TORQUE SPECIFICATIONS CONVERTED TO FORCE.

BARE DIE PACKAGE:

1.5 INCH - LB TORQUE = 7.5 LBS FORCE
2.0 INCH - LB TORQUE = 10 LBS FORCE

FULL SIZE LID PACKAGE:

1.5 INCH - LB TORQUE = 6.9 LBS FORCE
2.0 INCH - LB TORQUE = 9.3 LBS FORCE

3. REMOVE CLIP WITH REMOVAL TOOL P/N: 1542616-1.

4. RoHS COMPLIANT AND CERTIFIED.

CUSTOMER DRAWING

SPECIFICATIONS ARE SUBJECT TO CHANGE WITHOUT NOTICE

ITEM	DESCRIPTION	QTY
1	MOUNTING CLIP	1
2	HEAT SINK	1
3	INTERFACE	1

tyco / Electronics Attleboro Falls Massachusetts 02763

UNLESS OTHERWISE SPECIFIED TOLERANCES ARE:

.XX ±	DRAWN BY:	DATE	MATERIAL:
.XXX ±	E.TAO	7/6/04	SEE NOTE
.XXXX ±	ENGINEER:	DATE	FINISH:
ANGLES ± °	B.PETROCELLI	7/7/04	SEE NOTE
	FILENAME	PROJECT	SYSTEM

CONFIDENTIAL PROPERTY OF TYCO ELECTRONICS. NOT TO BE DISCLOSED TO OTHERS. REPRODUCED OR USED FOR ANY PURPOSES EXCEPT AS AUTHORIZED IN WRITING BY AN AUTHORIZED OFFICIAL OF TYCO. MUST BE RETURNED TO TYCO ON DEMAND, ON COMPLETION OF ORDERS OR OTHER PURPOSES FOR WHICH LENT.

TITLE:
29mm HS ASS'Y (HTS828-U)

DIMENSIONS ARE IN: INCHES	SCALE: 1:1	PART NO: 2-1542007-3	SHEET: 1 OF 1
THIRD ANGLE PROJECTION	SIZE: A	DWG. NO. C-2-1542007-3	REV: A

单击下面可查看定价，库存，交付和生命周期等信息

[>>TE Connectivity\(泰科\)](#)