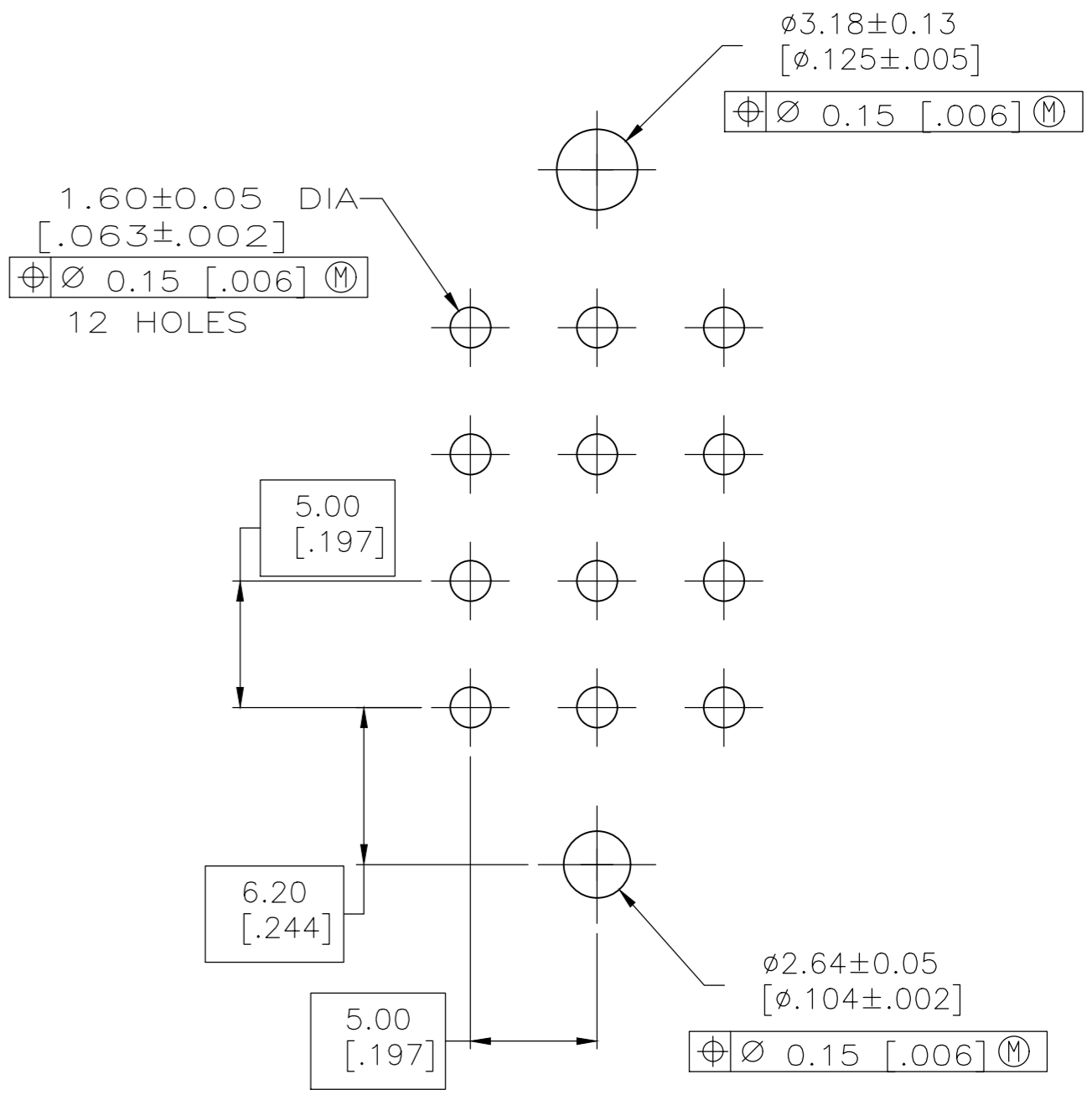
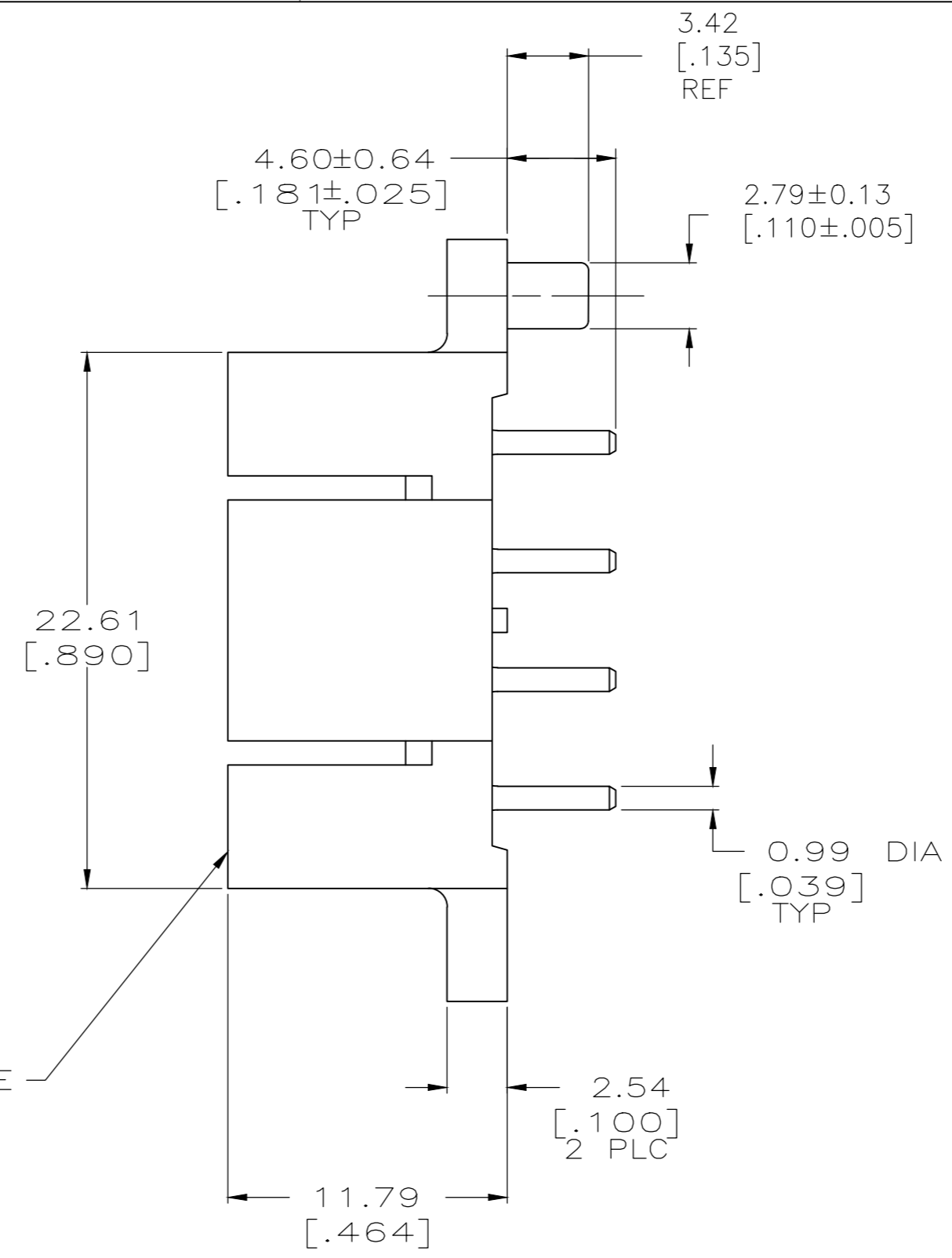
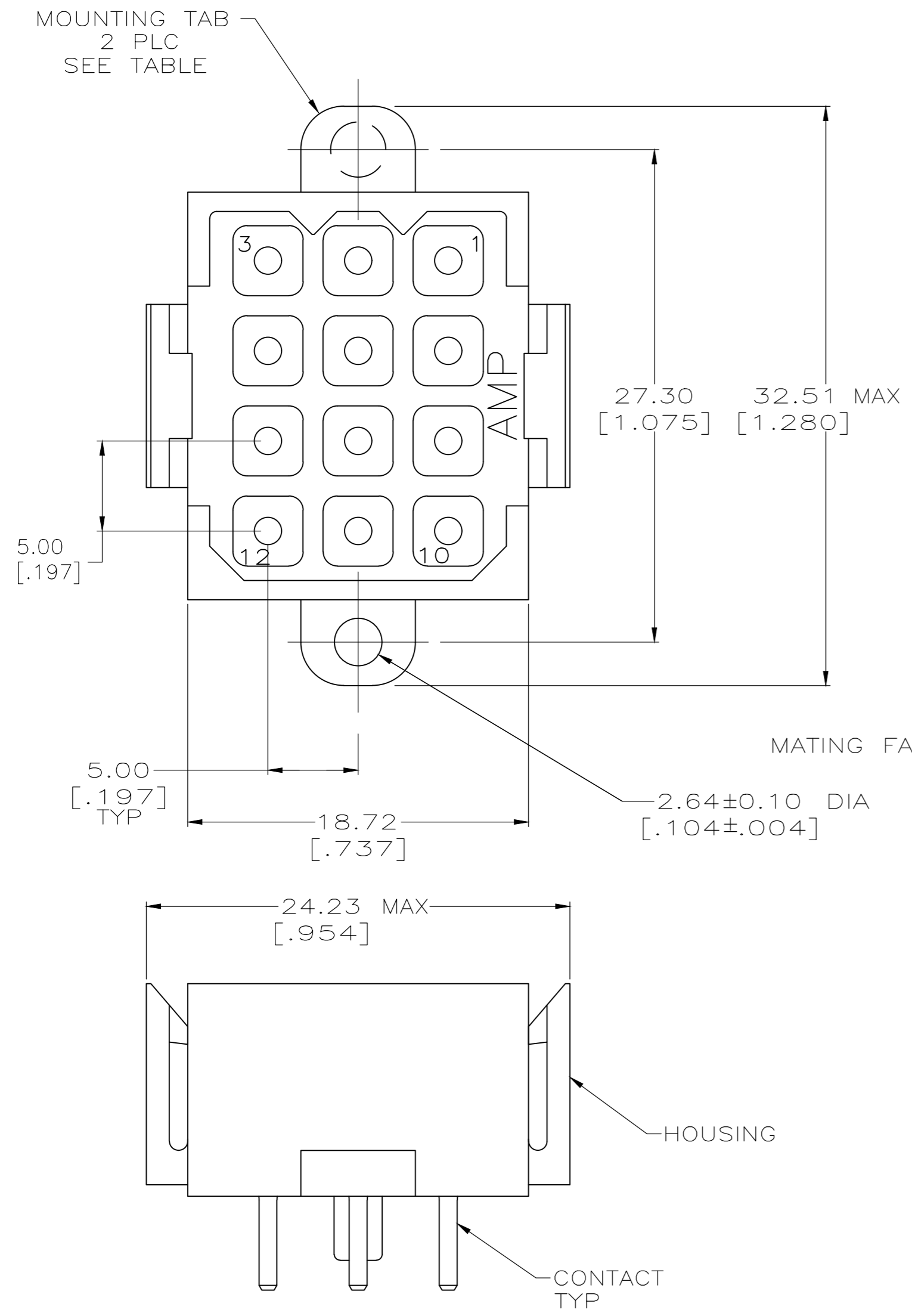


REVISIONS					
P	LTR	DESCRIPTION	DATE	DWN	APVD
B		REVISED PER ECO-20-002045	13FEB2020	RK	ZM



RECOMMENDED PC BOARD LAYOUT

- ① HOUSING MATERIAL: PA66, BLACK, UL 94 V-0 RATED.
- ② CONTACT MATERIAL: BRASS PER ASTM B36.
- ③ 0.76um [.000030] MIN GOLD FOR A LENGTH OF 5.08 [.200] FROM MATING END, 3.81um [.000150] MIN LEAD FREE TIN FOR A LENGTH OF 4.83 [.190] MIN FROM OPPOSITE END, BOTH OVER 1.27um [.000050] MIN NICKEL.

1986569-1
PART NUMBER

THIS DRAWING IS A CONTROLLED DOCUMENT.		DWN R.GRZYBOWSKI 9JUNE09	TE Connectivity																						
DIMENSIONS: mm [INCHES]		CHK G.STEINHAUER 9JUNE09																							
TOLERANCES UNLESS OTHERWISE SPECIFIED:		APVD M.PERCHERKE 9JUNE09	NAME PIN HEADER ASSEMBLY, 12 POSITION, METRIMATE																						
<table border="1"> <tr><td>0 PLC</td><td>±</td><td>-</td></tr> <tr><td>1 PLC</td><td>±</td><td>-</td></tr> <tr><td>2 PLC</td><td>±</td><td>0.25 [.010]</td></tr> <tr><td>3 PLC</td><td>±</td><td>-</td></tr> <tr><td>4 PLC</td><td>±</td><td>-</td></tr> <tr><td>ANGLES</td><td>±</td><td>-</td></tr> <tr><td>FINISH</td><td>±</td><td>-</td></tr> </table>		0 PLC	±	-	1 PLC	±	-	2 PLC	±	0.25 [.010]	3 PLC	±	-	4 PLC	±	-	ANGLES	±	-	FINISH	±	-	PRODUCT SPEC 108-10033	SIZE A2	
0 PLC	±	-																							
1 PLC	±	-																							
2 PLC	±	0.25 [.010]																							
3 PLC	±	-																							
4 PLC	±	-																							
ANGLES	±	-																							
FINISH	±	-																							
MATERIAL		APPLICATION SPEC	CAGE CODE 00779	DRAWING NO C=1986569																					
<table border="1"> <tr><td>①</td><td>②</td><td>③</td></tr> </table>		①	②	③	WEIGHT	RESTRICTED TO	SCALE 4:1																		
①	②	③																							
CUSTOMER DRAWING			SHEET 1 OF 1	REV B																					

单击下面可查看定价，库存，交付和生命周期等信息

[>>TE Connectivity\(泰科\)](#)