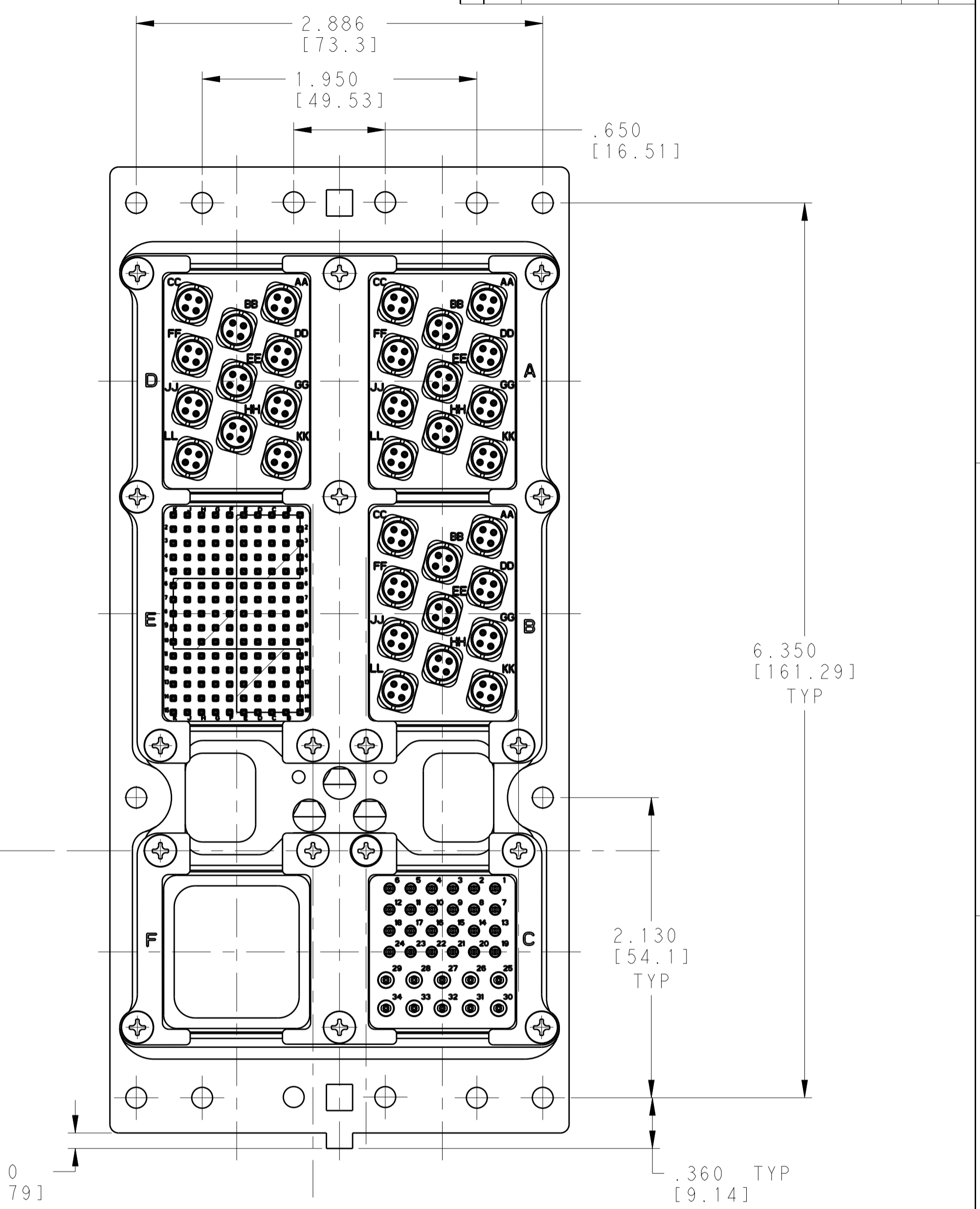
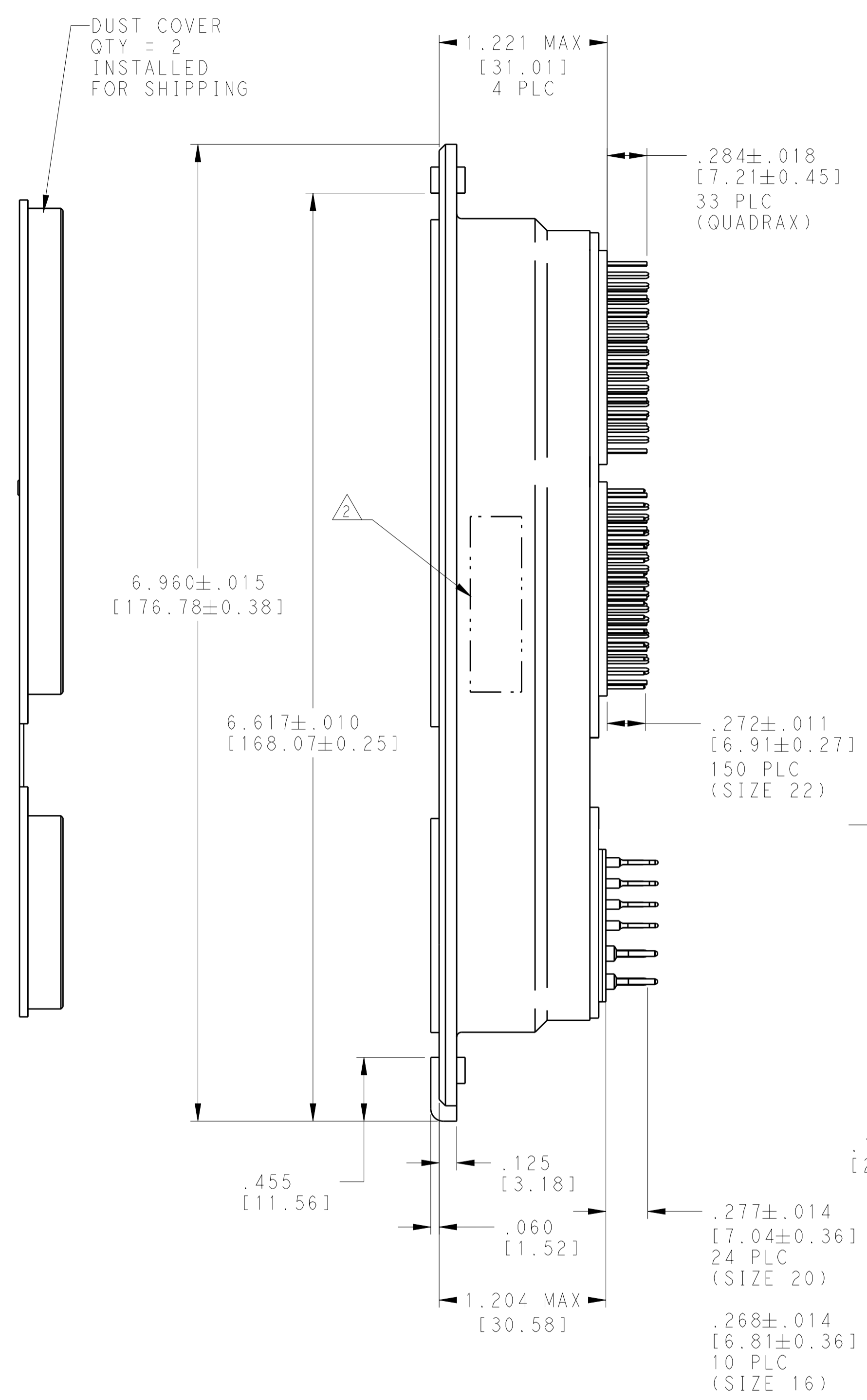
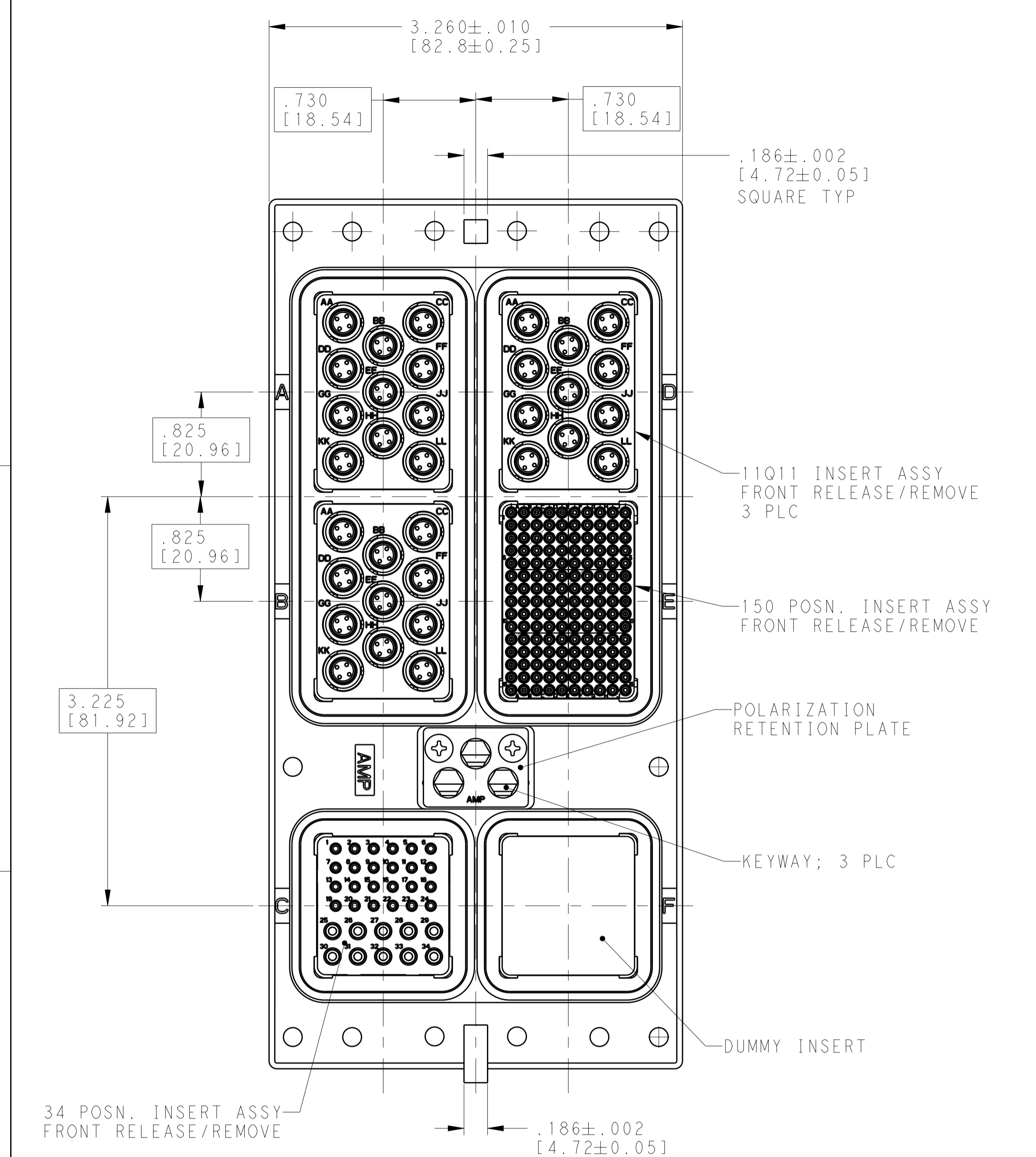


LOC	DIST	REV	DATE	BY	CHK	APPV
		E	12-13-11	CT	WB	
		F	19DEC2017	PHM	CT	



COMPONENT	MATERIAL	FINISH
DUMMY INSERT	ALUMINUM ALLOY PER ASTM B 209	ELECTROLESS NICKEL PER AMS-C-26074
11Q11 INSERT 3 PLC	ALUMINUM ALLOY PER QQ-A225/6	ELECTROLESS NICKEL PER AMS-C-26074
150 & 34 POSITION INSERTS	THERMOSET OR THERMOPLASTIC	NONE
POLARIZATION KEYWAY	ZINC ALLOY PER ASTM-B-86	--
KEYWAY RETAINER PLATE	ALUMINUM ALLOY	BLUE ANODIZED PER MIL-A-8625
INSERT RETAINER PLATE SCREWS	STEEL OR STAINLESS STEEL	PASSIVATED
SHELL AND RETENTION PLATES	ALUMINUM ALLOY PER ASTM-B-85	ELECTROLESS NICKEL PER AMS-C-26074 CLASS 4, GRADE B

- ASSEMBLED CONNECTOR FEATURES COMPLY WITH ARINC 600 SPECIFICATION.
- MANUFACTURERS PART NO. AND DATE CODE (YY-WW) MARKED IN AREA SHOWN.
- KEYING INSTALLED IN POSITION "01". FOR POSITION "00" KEYING SHIPPED UNASSEMBLED.
- CONNECTOR IS SUPPLIED WITH A DUST COVER INSTALLED FOR SHIPPING. (2 PLC)
- THE FOLLOWING CONTACTS ARE INSTALLED:
 CAVITY A: QUADRAX PCB CONTACTS; TE PART NO. 1445626-4; QTY = 11
 CAVITY B: QUADRAX PCB CONTACTS; TE PART NO. 1445626-4; QTY = 11
 CAVITY C: SIZE 20 POSTED PIN CONTACT; TE PART NO. 1-448138-2; QTY = 24
 SIZE 16 POSTED PIN CONTACT; TE PART NO. 1-448139-4; QTY = 10
 CAVITY D: QUADRAX PCB CONTACTS; TE PART NO. 1445626-4; QTY = 11
 CAVITY E: SIZE 22 POSTED SOCKET CONTACT; TE PART NO. 211431-4; QTY = 150
 CAVITY F: NONE

"01"	2157336-1
KEYING POSITION	PART NO.

THIS DRAWING IS A CONTROLLED DOCUMENT.

OWN: C.C. THOMAS 7-20-11
 CHK: W. BERNHART 7-20-11
 APVD: W. BERNHART 7-20-11

DIMENSIONS: INCHES(mm)

TOLERANCES UNLESS OTHERWISE SPECIFIED:
 0 PLC ±.
 1 PLC ±.
 2 PLC ±.
 3 PLC ±.005 (0.13)
 4 PLC ±.
 ANGLES ±.

MATERIAL SEE CALLOUTS

FINISH SEE CALLOUTS

WEIGHT

CUSTOMER DRAWING

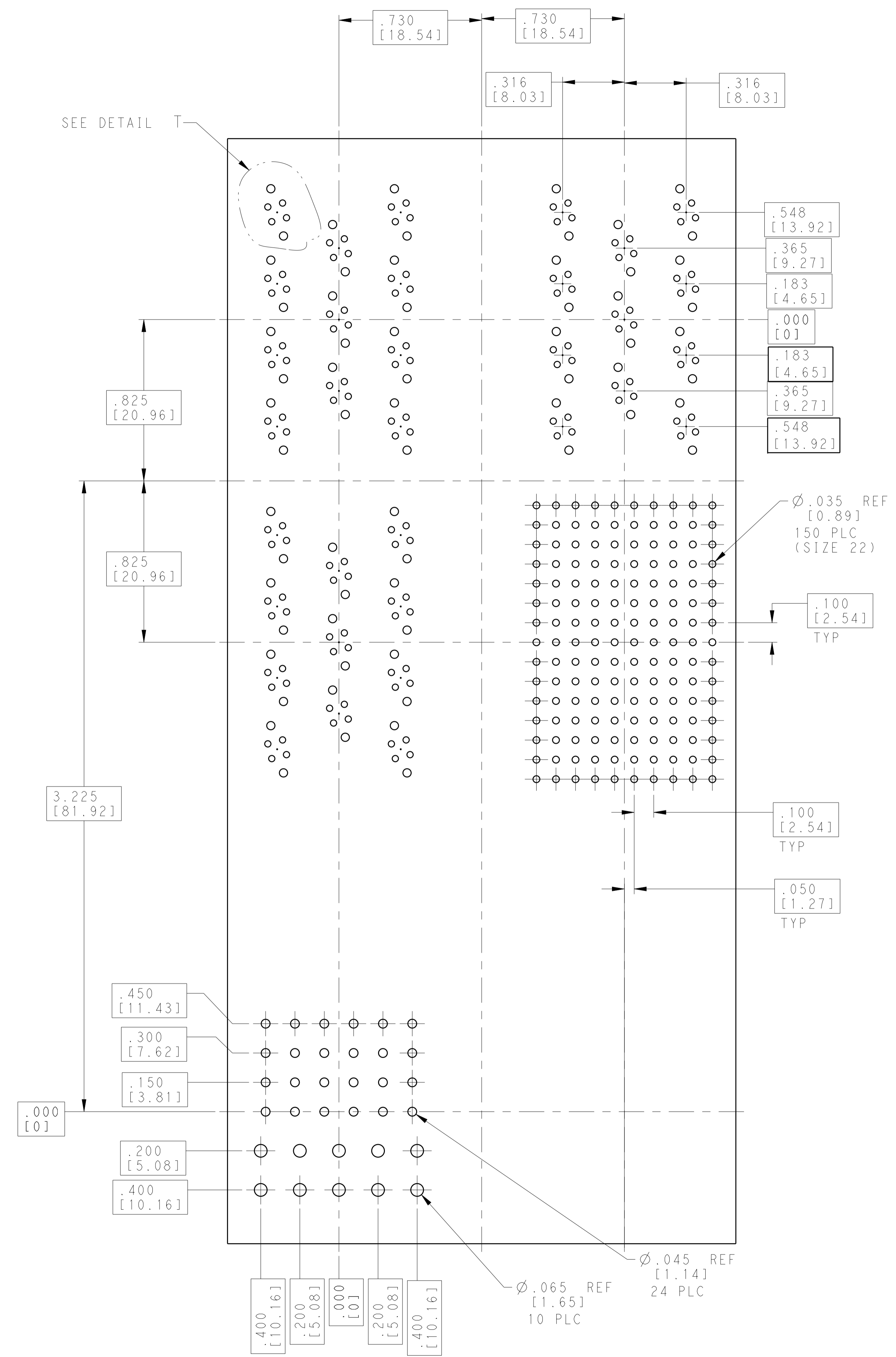
SCALE 3:2 SHEET 1 OF 2 REV F

STE TE Connectivity

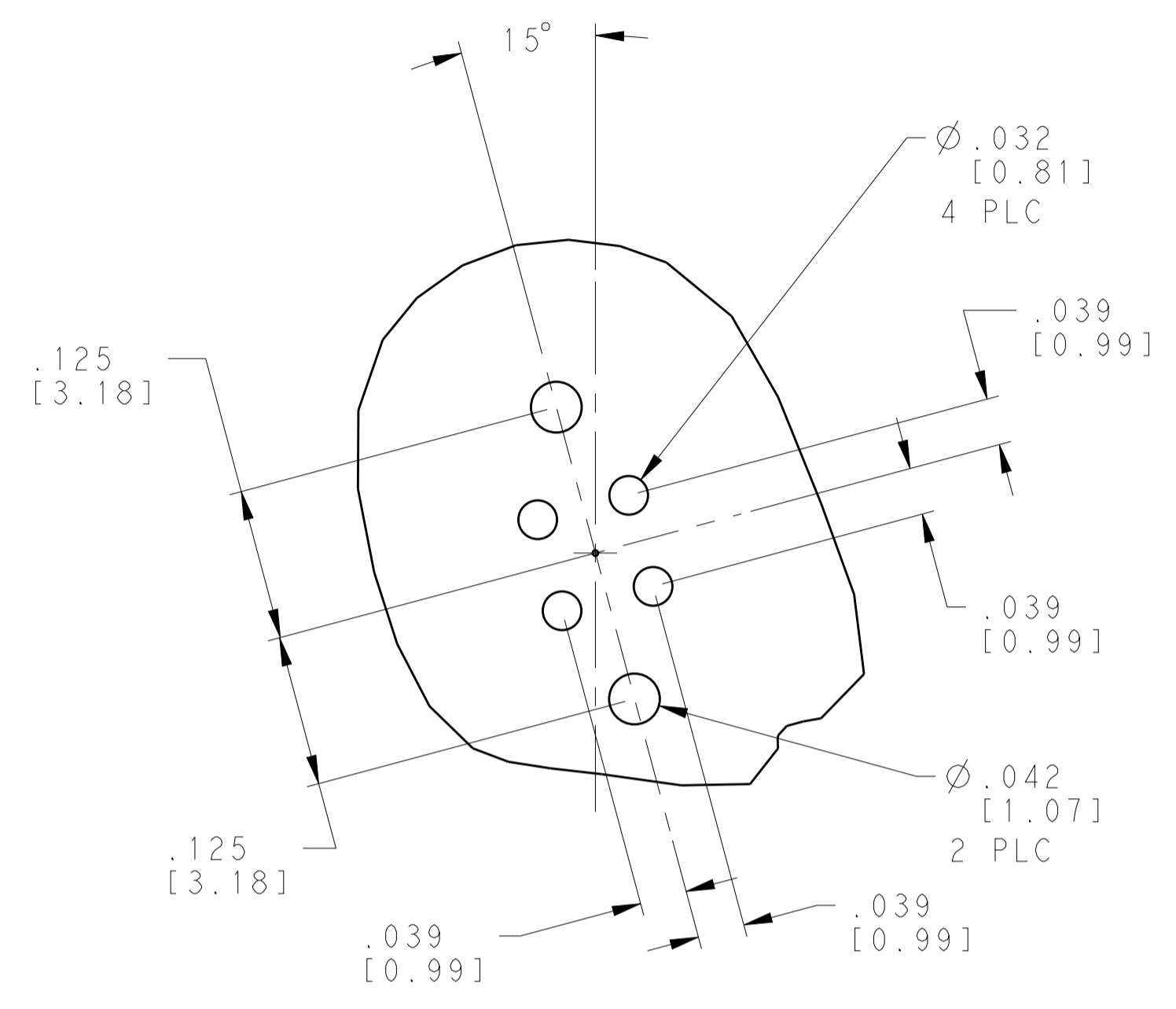
RECEPTACLE ASSEMBLY, SIZE 3, ARINC 600 (11Q11/11Q11/34/11Q11/150/DUMMY)

SIZE CAGE CODE DRAWING NO. RESTRICTED TO
 A100779C=2157336

LOC		DIST		REVISIONS			
				REV	DATE	BY	APPV
-	-	-	-	1	SEE SHEET 1	-	-



RECOMMENDED P.C. BOARD LAYOUT
 SCALE 3:1



DETAIL T
 SCALE 8:1
 33 PLC

THIS DRAWING IS A CONTROLLED DOCUMENT.		DWN C.C. THOMAS 7-20-11	TE Connectivity
DIMENSIONS: INCHES(mm)		CHK W. BERNHART 7-20-11	
TOLERANCES UNLESS OTHERWISE SPECIFIED:		APVD W. BERNHART 7-20-11	NAME RECEPTACLE ASSEMBLY, SIZE 3, ARINC 600 (11011/11011/34/11011/150/DUMMY)
0 PLC ± 1 PLC ± 2 PLC ± 3 PLC ±.005 (0.13) 4 PLC ± ANGLES ±		PRODUCT SPEC	SIZE A100779
MATERIAL SEE CALLOUTS		APPLICATION SPEC	CAGE CODE C=2157336
FINISH SEE CALLOUTS		WEIGHT	RESTRICTED TO
CUSTOMER DRAWING		SCALE 3:2	SHEET 2 OF 2 REV F

单击下面可查看定价，库存，交付和生命周期等信息

[>>TE Connectivity\(泰科\)](#)