

4

3

2

1

THIS DRAWING IS UNPUBLISHED.

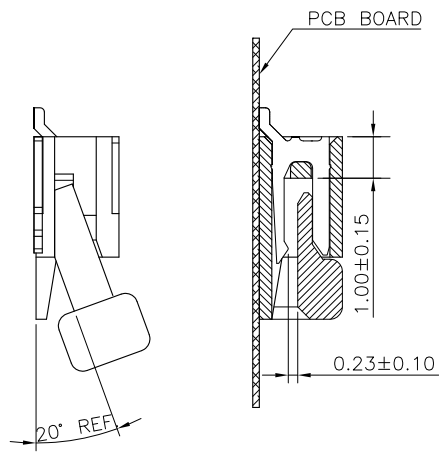
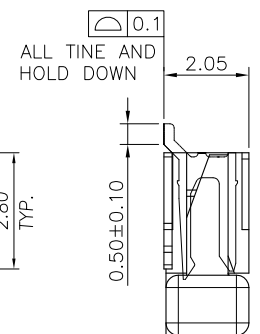
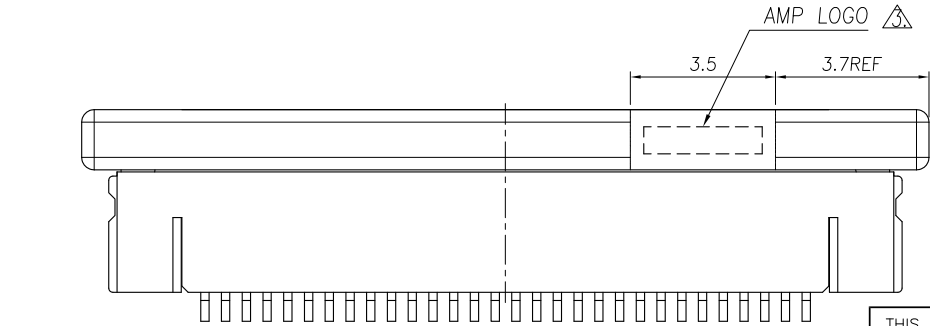
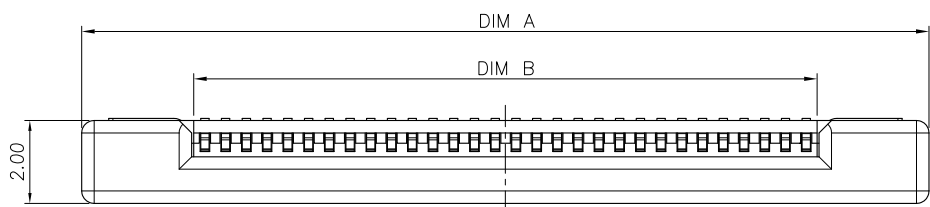
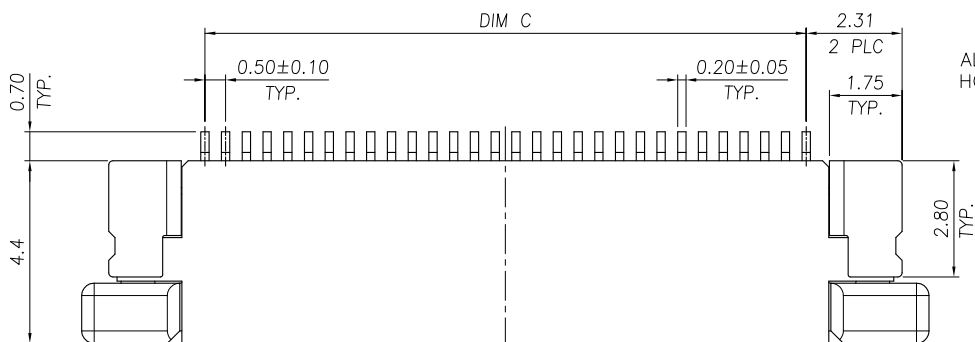
RELEASED FOR PUBLICATION

AUG. 2006.

© COPYRIGHT BY TYCO ELECTRONICS CORPORATION.

ALL RIGHTS RESERVED.

LOC	DIST	REVISIONS			
P	LTR	DESCRIPTION	DATE	DWN	APVD
DW	-	C	REVISED (ECR-13-003844)	04JUN13	JL WK



24.50	25.60	30.43	50	5-1734592-0
24.00	25.10	29.93	49	4-1734592-9
23.50	24.60	29.43	48	4-1734592-8
23.00	24.10	28.93	47	4-1734592-7
22.50	23.60	28.43	46	4-1734592-6
22.00	23.10	27.63	45	4-1734592-5
21.50	22.60	27.43	44	4-1734592-4
21.00	22.10	26.93	43	4-1734592-3
20.50	21.60	26.43	42	4-1734592-2
20.00	21.10	25.93	41	4-1734592-1
19.50	20.60	25.43	40	4-1734592-0
19.00	20.10	24.93	39	3-1734592-9
18.50	19.60	24.43	38	3-1734592-8
18.00	19.10	23.93	37	3-1734592-7
17.50	18.60	23.43	36	3-1734592-6
17.00	18.10	22.93	35	3-1734592-5
16.50	17.60	22.43	34	3-1734592-4
16.00	17.10	21.93	33	3-1734592-3
15.50	16.60	21.43	32	3-1734592-2
15.00	16.10	20.93	31	3-1734592-1
14.50	15.60	20.43	30	3-1734592-0
14.00	15.10	19.93	29	2-1734592-9
13.50	14.60	19.43	28	2-1734592-8
13.00	14.10	18.93	27	2-1734592-7
12.50	13.60	18.43	26	2-1734592-6
12.00	13.10	17.93	25	2-1734592-5
11.50	12.60	17.43	24	2-1734592-4
11.00	12.10	16.93	23	2-1734592-3
10.50	11.60	16.43	22	2-1734592-2
10.00	11.10	15.93	21	2-1734592-1
9.50	10.60	15.43	20	2-1734592-0
9.00	10.10	14.93	19	1-1734592-9
8.50	9.60	14.43	18	1-1734592-8
8.00	9.10	13.93	17	1-1734592-7
7.50	8.60	13.43	16	1-1734592-6
7.00	8.10	12.93	15	1-1734592-5
6.50	7.60	12.43	14	1-1734592-4
6.00	7.10	11.93	13	1-1734592-3
5.50	6.60	11.43	12	1-1734592-2
5.00	6.10	10.93	11	1-1734592-1
4.50	5.60	10.43	10	1-1734592-0
4.00	5.10	9.93	09	0-1734592-9
3.50	4.60	9.43	08	0-1734592-8
3.00	4.10	8.93	07	0-1734592-7
2.50	3.60	8.43	06	0-1734592-6
2.00	3.10	7.93	05	0-1734592-5
C	B	A	POS.	PART NUMBER
DIMENSIONS				

NOTE:

- MATERIAL: HOUSING: THERMOPLASTIC(LCP), UL 94V-0, COLOR: NATURE. ACTUATOR: THERMOPLASTIC, UL 94 V-0, COLOR: IVORY. HOLD DOWN: PHOSPHOR BRONZE. CONTACT: PHOSPHOR BRONZE.
- FINISH: CONTACT: GOLD FLASH OVER ALL, 50u" MIN. NICKEL UNDERPLATED ALL OVER. HOLD DOWN: 100u" MIN. BRIGHT TIN PLATING OVER, 50u" MIN. NICKEL UNDERPLATED ALL OVER. WITHOUT AMP LOGO FOR 12 POSITION UNDER

THIS DRAWING IS A CONTROLLED DOCUMENT.		DWN J. LAI 15APR2009	TE Connectivity	
		CHK S. CHIEN 15APR2009		
DIMENSIONS: MM		APVD W. KODAMA 15APR2009	NAME	
TOLERANCES UNLESS OTHERWISE SPECIFIED:		PRODUCT SPEC	FPC CONNECTOR, 0.5mm PITCH, BOTTOM CONTACT, SMT TYPE.	
0 PLC ± -		108-57523	QUALIFICATION TEST REPORT	
1 PLC ± 0.35		501-57598	SIZE CAGE CODE DRAWING NO RESTRICTED TO	
2 PLC ± 0.25		WEIGHT - GRAMS	A3 00779 C=1734592	
3 PLC ± -		CUSTOMER DRAWING	SCALE SHEET 1 OF 3 REV C	
4 PLC ± -				
ANGLES ± 3'				
MATERIAL SEE NOTE	FINISH SEE NOTE			

4

3

2

1

THIS DRAWING IS UNPUBLISHED.

RELEASED FOR PUBLICATION

AUG ,2006.

© COPYRIGHT BY TYCO ELECTRONICS CORPORATION.

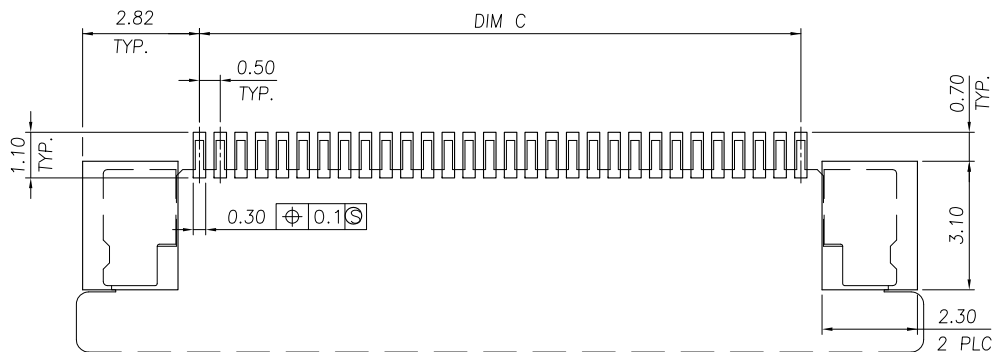
ALL RIGHTS RESERVED.

LOC DW

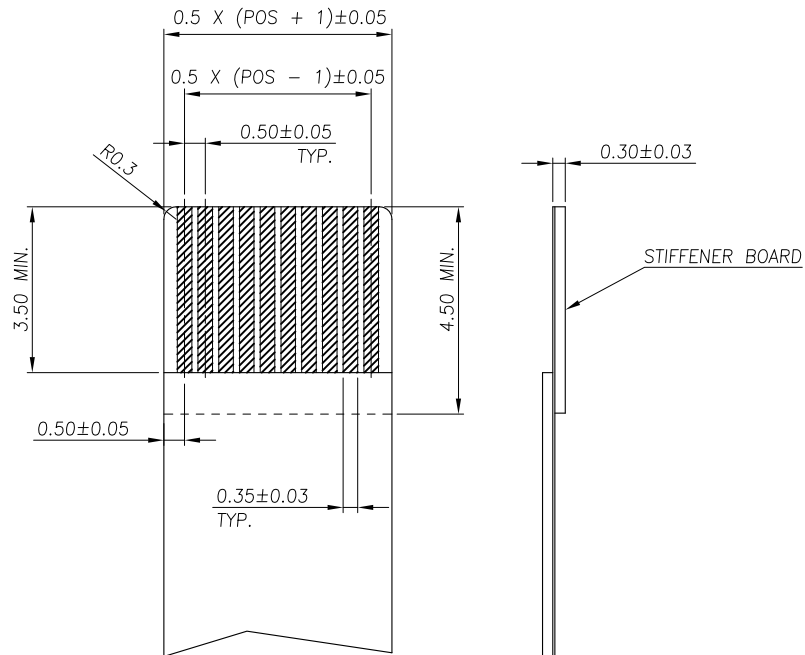
DIST

REVISIONS

P	LTR	DESCRIPTION	DATE	DWN	APVD
		SEE SHEET 1.			



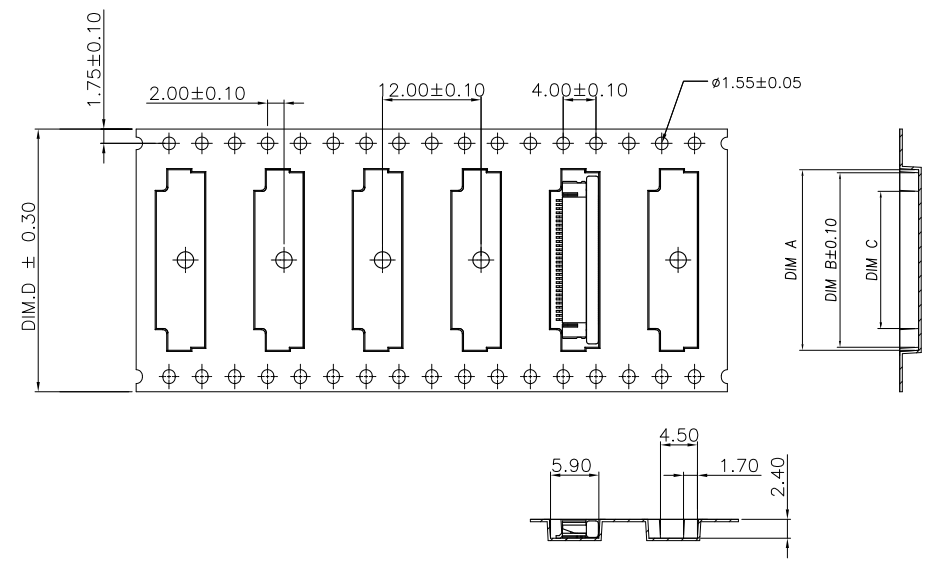
RECOMMENDED PCB DIMENSIONS DIAGRAM
TOLERANCE ± 0.05



RECOMMENDED FPC DIMENSIONS DIAGRAM
TOLERANCE ± 0.05

THIS DRAWING IS A CONTROLLED DOCUMENT.		DWN	STE TE Connectivity	
		CHK		
DIMENSIONS: MM	TOLERANCES UNLESS OTHERWISE SPECIFIED:	APVD	NAME	
	0 PLC ± - 1 PLC ± 0.35 2 PLC ± 0.25 3 PLC ± - 4 PLC ± - ANGLES ± 3'	PRODUCT SPEC	FPC CONNECTOR, 0.5mm PITCH, BOTTOM CONTACT, SMT TYPE.	
MATERIAL	FINISH	APPLICATION SPEC	SIZE	RESTRICTED TO
		WEIGHT	A3 00779 C=1734592	
CUSTOMER DRAWING			SCALE	SHEET 2 OF 3
			REV	C

LOC	DIST	REVISIONS			
P	LTR	DESCRIPTION	DATE	DWN	APVD
SEE SHEET 1.					



NOTE :

1. TAPE REEL:
DIAMETER: 13", THICKNESS : 0.35±0.05mm.
2. CARTON:
SIZE: 350mm(L)X 350mm(W)X 340mm(H).

APQ (PCS/CARTON)	PPQ (PCS/REEL)	D	C	B	A	POS.
12000	2000	44.00	26.70	30.55	31.50	50
		44.00	26.20	30.05	31.00	49
		44.00	25.70	29.55	30.50	48
		44.00	25.20	29.05	30.00	47
		44.00	24.70	28.55	29.50	46
		44.00	24.20	28.05	29.00	45
		44.00	23.70	27.55	28.50	44
		44.00	23.20	27.05	28.00	43
		44.00	22.70	26.55	27.50	42
		44.00	22.20	26.05	27.00	41
		44.00	21.70	25.55	26.50	40
		44.00	21.20	25.05	26.00	39
16000	2000	44.00	20.70	24.55	25.50	38
		44.00	20.20	24.05	25.00	37
		44.00	19.70	23.55	24.50	36
		44.00	19.20	23.05	24.00	35
		44.00	18.70	22.55	23.50	34
		44.00	18.20	22.05	23.00	33
		44.00	17.70	21.55	22.50	32
		44.00	17.20	21.05	22.00	31
		32.00	16.70	20.55	21.50	30
		32.00	16.20	20.05	21.00	29
		32.00	15.70	19.55	20.50	28
		20000	2000	32.00	15.20	19.05
32.00	14.70			18.55	19.50	26
32.00	14.20			18.05	19.00	25
32.00	13.70			17.55	18.50	24
32.00	13.20			17.05	18.00	23
32.00	12.70			16.55	17.50	22
32.00	12.20			16.05	17.00	21
24.00	11.70			15.55	16.50	20
24.00	11.20			15.05	16.00	19
24.00	10.70			14.55	15.50	18
24.00	10.20			14.05	15.00	17
24.00	9.70			13.55	14.50	16
24.00	9.20	13.05	14.00	15		
24.00	8.70	12.55	13.50	14		
24.00	8.20	12.05	13.00	13		
24.00	7.70	11.55	12.50	12		
24.00	7.20	11.05	12.00	11		
24.00	6.70	10.55	11.50	10		
24.00	6.20	10.05	11.00	09		
24.00	5.70	9.55	10.50	08		
24.00	5.20	9.05	10.00	07		
24.00	4.70	8.55	9.50	06		
24.00	4.20	8.05	9.00	05		

THIS DRAWING IS A CONTROLLED DOCUMENT.

DIMENSIONS: MM	TOLERANCES UNLESS OTHERWISE SPECIFIED:	DWN	CHK	APVD	NAME
	0 PLC ± - 1 PLC ± - 2 PLC ± - 3 PLC ± - 4 PLC ± - ANGLES ± -	PRODUCT SPEC	APPLICATION SPEC	WEIGHT	FPC CONNECTOR, 0.5mm PITCH, BOTTOM CONTACT, SMT TYPE.
MATERIAL	FINISH	CUSTOMER DRAWING	SCALE	SHEET 3 OF 3	REV C

STE TE Connectivity

SIZE: A3 CAGE CODE: 00779 DRAWING NO: C=1734592 RESTRICTED TO

单击下面可查看定价，库存，交付和生命周期等信息

[>>TE Connectivity\(泰科\)](#)