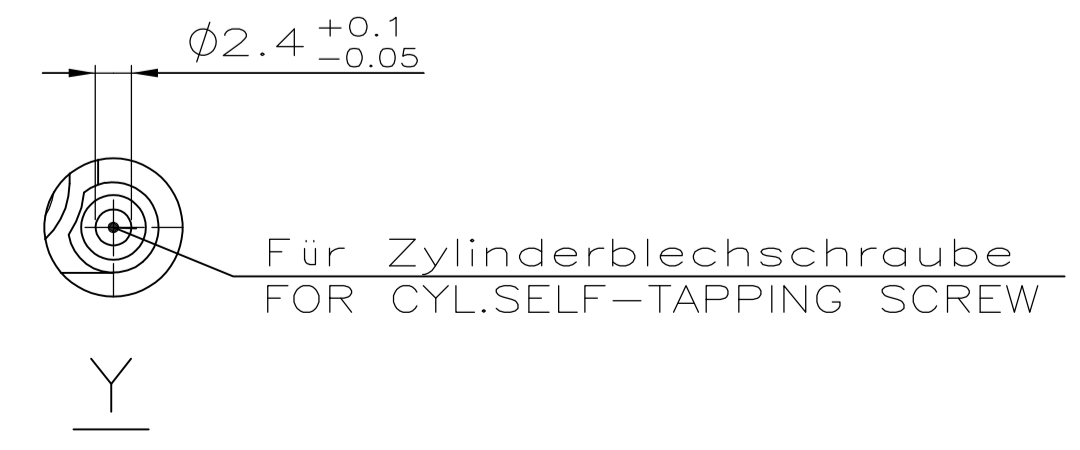
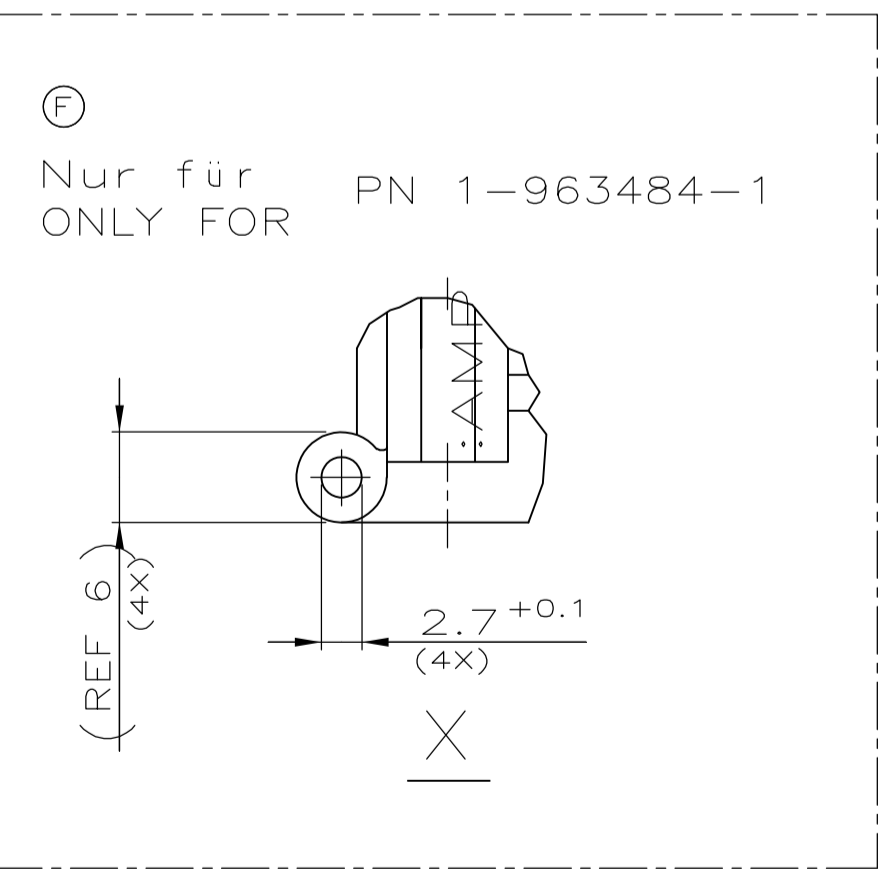
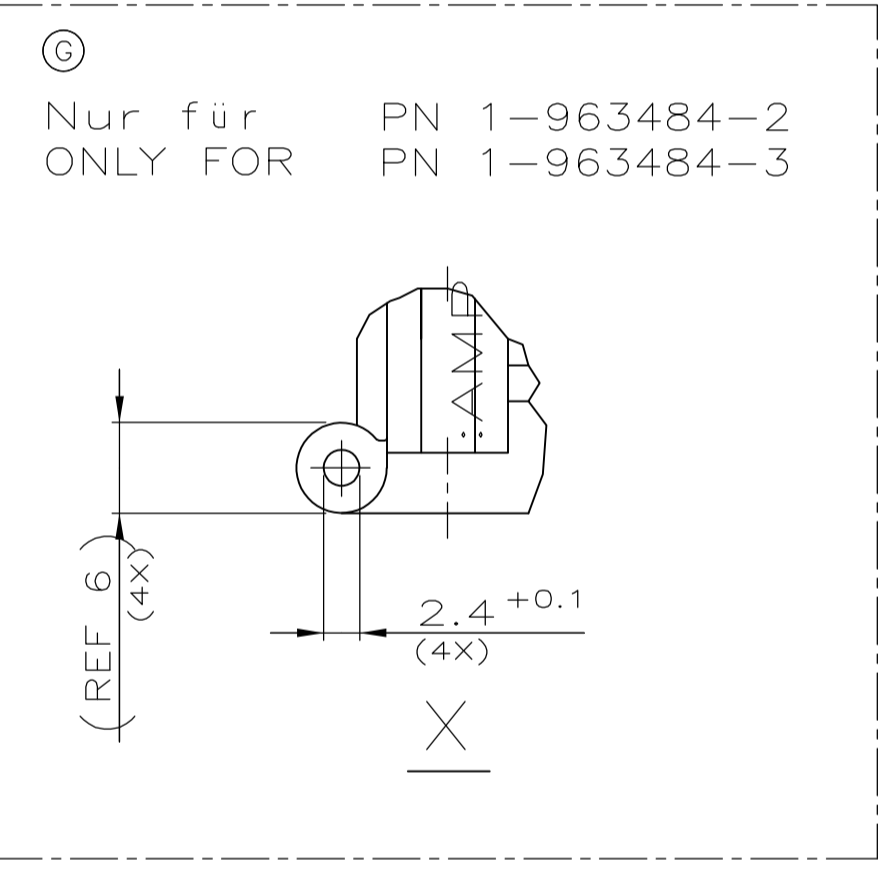
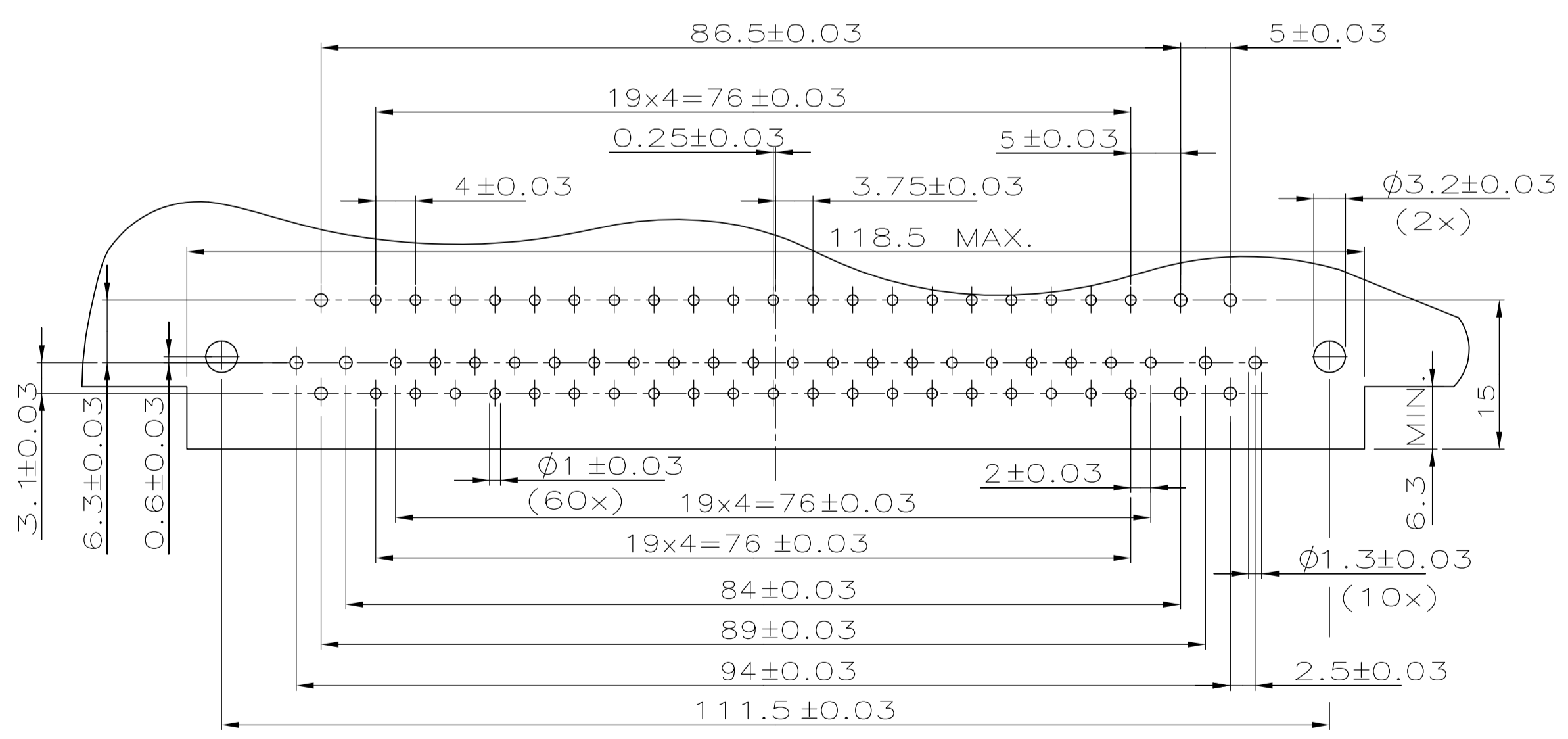


Leiterplattenlochbild für 90° + 270° Version
PCB-LAYOUT FOR 90° + 270° VERSION

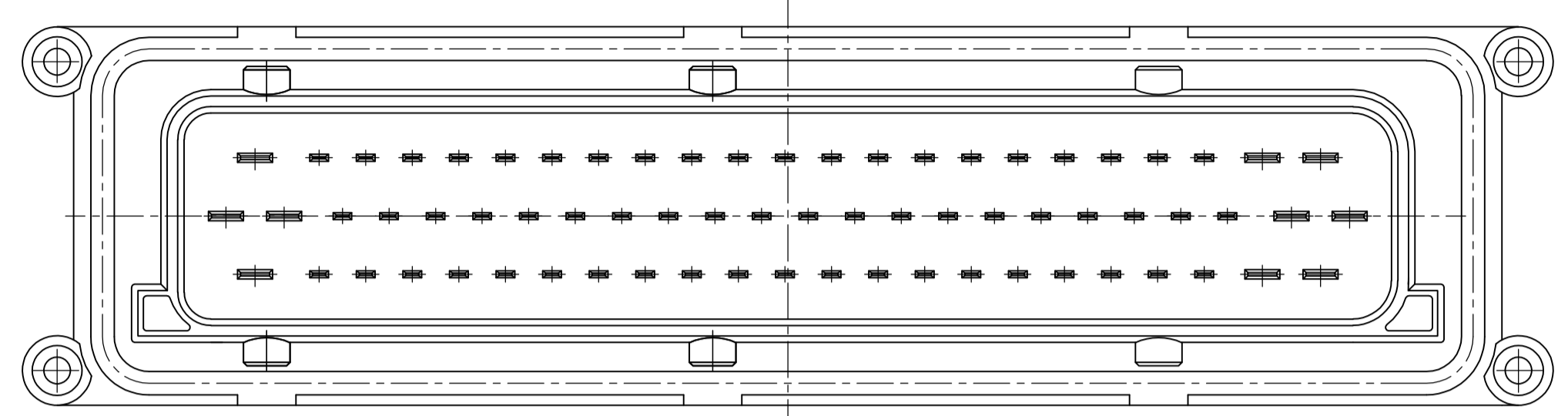


PARTS LIST SEE SHEET 2

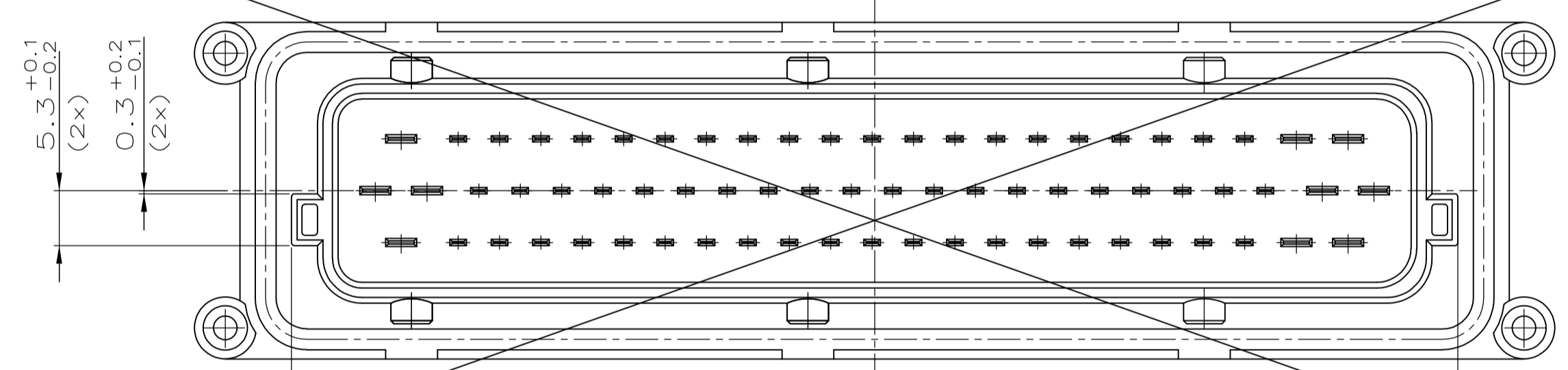
ZEICHNUNG GÜLTIG AB

THIS DRAWING IS A CONTROLLED DOCUMENT. DIESE ZEICHNUNG IST EIN KONTROLLIERTES DOKUMENT.						DIN M.Kressmann 02.11.93 GJK H.Bouda 05.11.93		STE TE Connectivity	
DIMENSIONS: MASSENHEITEN: mm						TOLERANCES UNLESS OTHERWISE SPECIFIED: ALLIGERINTOLERANZEN		NAME	
0 PLC ±						1 PLC ± 0.3 mm		PRODUCT SPEC PRODUKTSPEZ	
2 PLC ±						3 PLC ±		APPLICATION SPEC VERARBEITUNGSSPEZ	
4 PLC ±						ANGLES / WINKEL		SIZE CASE CODE DRAWING NO. ZEICHNUNGS-NR.	
MATERIAL FINISH / OBERFLÄCHE / FARBE						WEIGHT GEWICHT		A1 00779 963484	
BESTELL-NR. REV. POS. STÜCK BENENNUNG EINZELTEIL WERKSTOFF OBERFLÄCHE FARBE						CUSTOMER DRAWING / KUNDENZEICHNUNG SCALE MASSSTAB 2:1		SHEET BLATT 1 OF VON 2 REV G2	

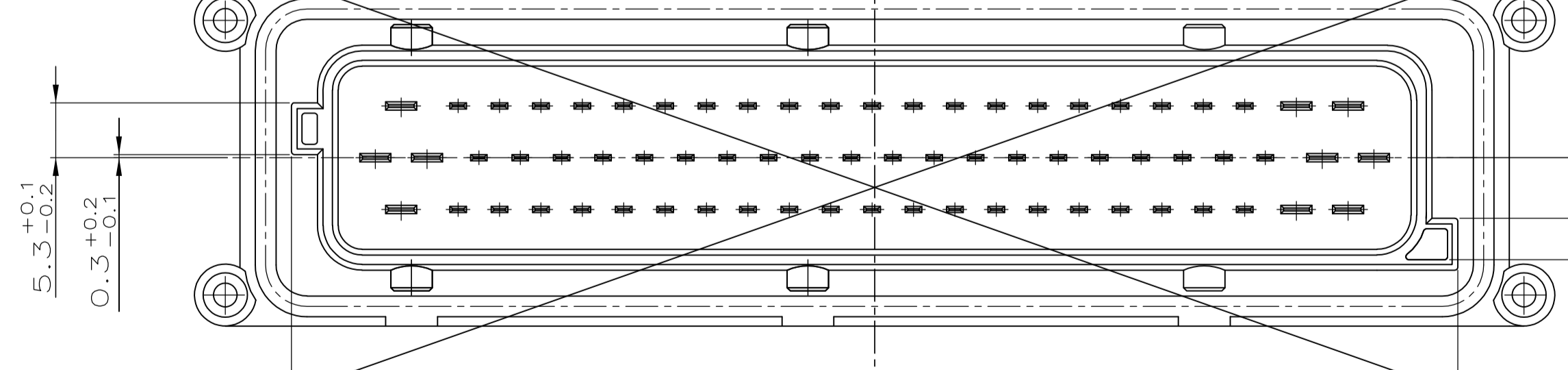
8 CODING A1



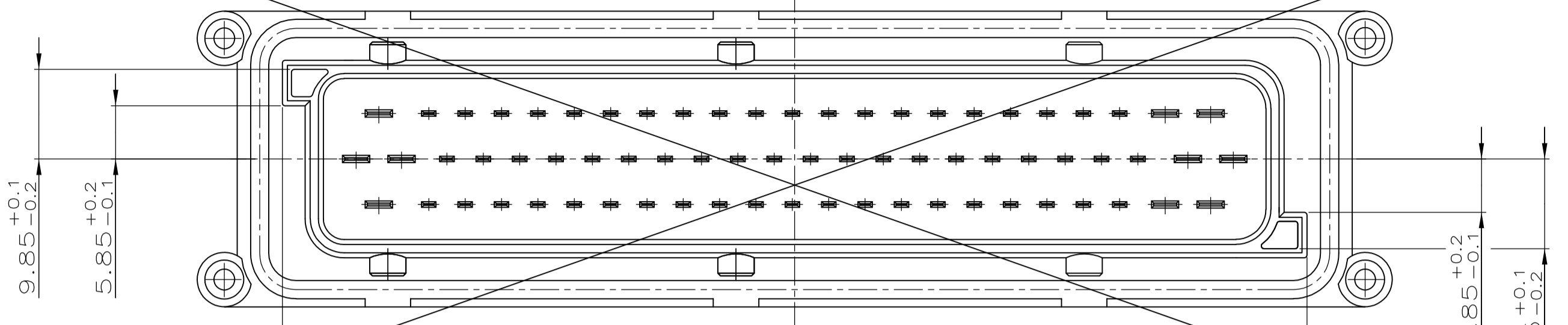
9 CODING B1



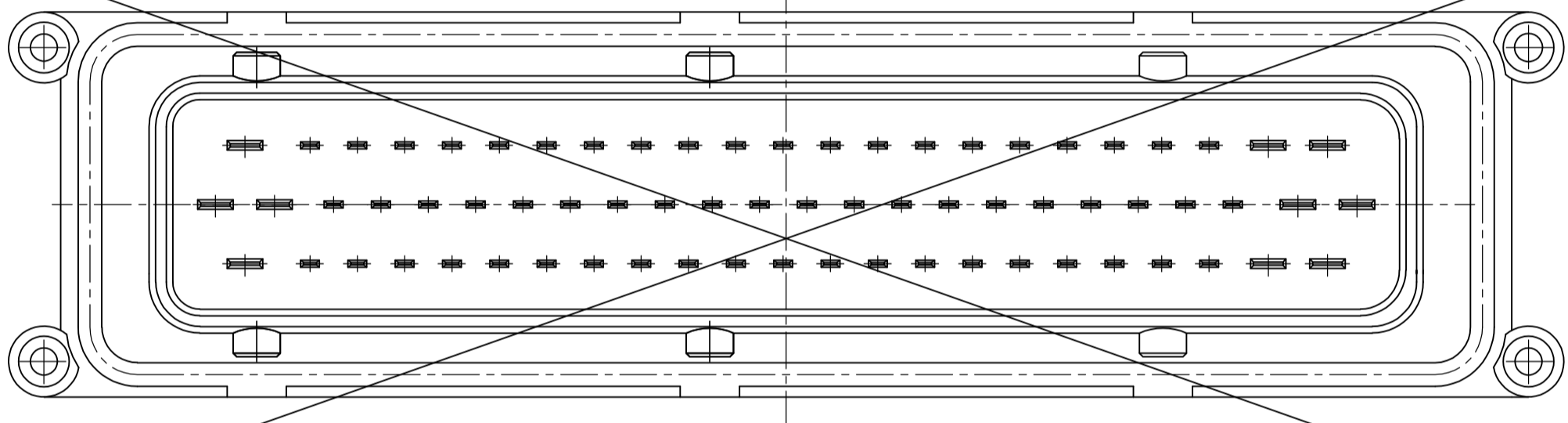
10 CODING C1



11 CODING D1



12 CODING N



5-963484-1	D	12	1	TAB HEADER CODE N	PBT GF30	WHITE
		COMPONENTS 1-7, EQUIVALENT TO COMPONENTS OF PN 1-963484-1				
4-963484-1	D	11	1	TAB HEADER CODE D1	PBT GF30	BROWN
		COMPONENTS 1-7, EQUIVALENT TO COMPONENTS OF PN 1-963484-1				
3-963484-1	D	10	1	TAB HEADER CODE C1	PBT GF30	BLUE
		COMPONENTS 1-7, EQUIVALENT TO COMPONENTS OF PN 1-963484-1				
2-963484-1	D	9	1	TAB HEADER CODE B1	PBT GF30	GREY
		COMPONENTS 1-7, EQUIVALENT TO COMPONENTS OF PN 1-963484-1				
1-963484-3	A	8	1	TAB HEADER CODE A1	PBT GF30	BLACK
		7	1	CENTERING-PLATE	PBT GF30	BLACK
		6	3	TAB 3mm	CuSn4	PRE-TIN PLATED
		5	4	TAB 3mm	CuSn4	PRE-TIN PLATED
		4	3	TAB 3mm	CuSn4	PRE-TIN PLATED
		3	20	TAB 1.6mm	CuSn4	PRE-TIN PLATED
		2	20	TAB 1.6mm	CuSn4	PRE-TIN PLATED
		1	20	TAB 1.6mm	CuSn4	PRE-TIN PLATED
1-963484-2	F	8	1	TAB HEADER CODE A1	PBT GF30	BLACK
		7	1	CENTERING-PLATE	PBT GF30	BLACK
		6	3	TAB 3mm	CuSn4	PRE-TIN PLATED
		5	4	TAB 3mm	CuSn4	PRE-TIN PLATED
		4	3	TAB 3mm	CuSn4	PRE-TIN PLATED
		3	20	TAB 1.6mm	CuSn4	PRE-TIN PLATED
		2	20	TAB 1.6mm	CuSn4	PRE-TIN PLATED
		1	20	TAB 1.6mm	CuSn4	PRE-TIN PLATED
1-963484-1	F	8	1	TAB HEADER CODE A1	PBT GF30	BLACK
		7	1	CENTERING-PLATE	PBT GF30	BLACK
		6	3	TAB 3mm	CuSn4	PRE-TIN PLATED
		5	4	TAB 3mm	CuSn4	PRE-TIN PLATED
		4	3	TAB 3mm	CuSn4	PRE-TIN PLATED
		3	20	TAB 1.6mm	CuSn4	PRE-TIN PLATED
		2	20	TAB 1.6mm	CuSn4	PRE-TIN PLATED
		1	20	TAB 1.6mm	CuSn4	PRE-TIN PLATED

THIS DRAWING IS A CONTROLLED DOCUMENT. DIESE ZEICHNUNG IST EIN KONTROLLIERTES DOKUMENT.

DIMENSIONS: MASSEINHEITEN: mm. TOLERANCES UNLESS OTHERWISE SPECIFIED: ALL DIMENSIONS: 0 PLC ±, 1 PLC ± 0.3 mm, 2 PLC ±, 3 PLC ±, 4 PLC ±.

MATERIAL: PBT GF30. FINISH/OBERFLÄCHE/FARBE: -.

WEIGHT/GEWICHT: -. SCALE: 2:1. SHEET: 2 von 2. REV: G2.

STE TE Connectivity. TAB HEADER, 70 POS. DRAWING NO: 00779. ZEICHNUNGS-NR: 963484. DATE: 17-JUL-95. 17-JUL-95.

单击下面可查看定价，库存，交付和生命周期等信息

[>>TE Connectivity\(泰科\)](#)