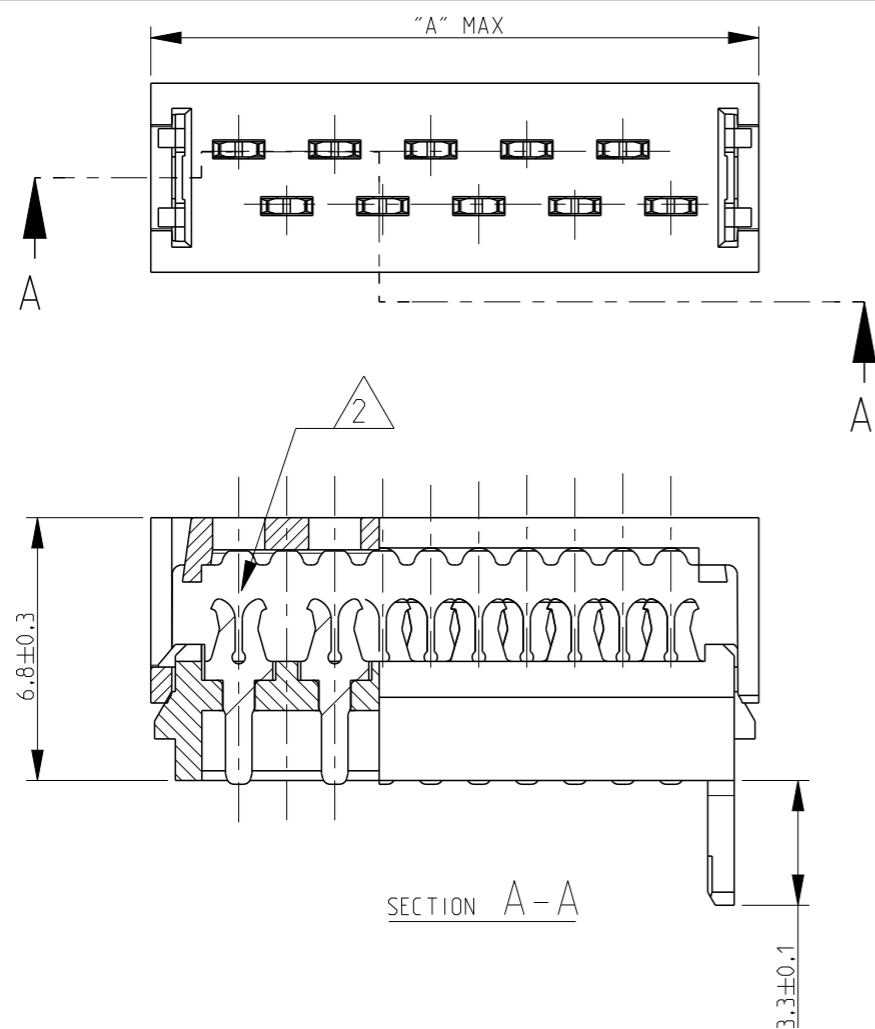
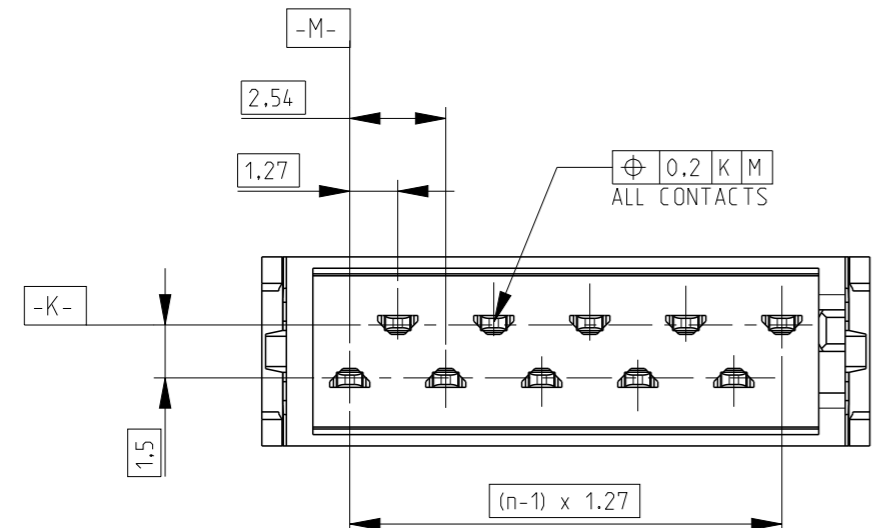
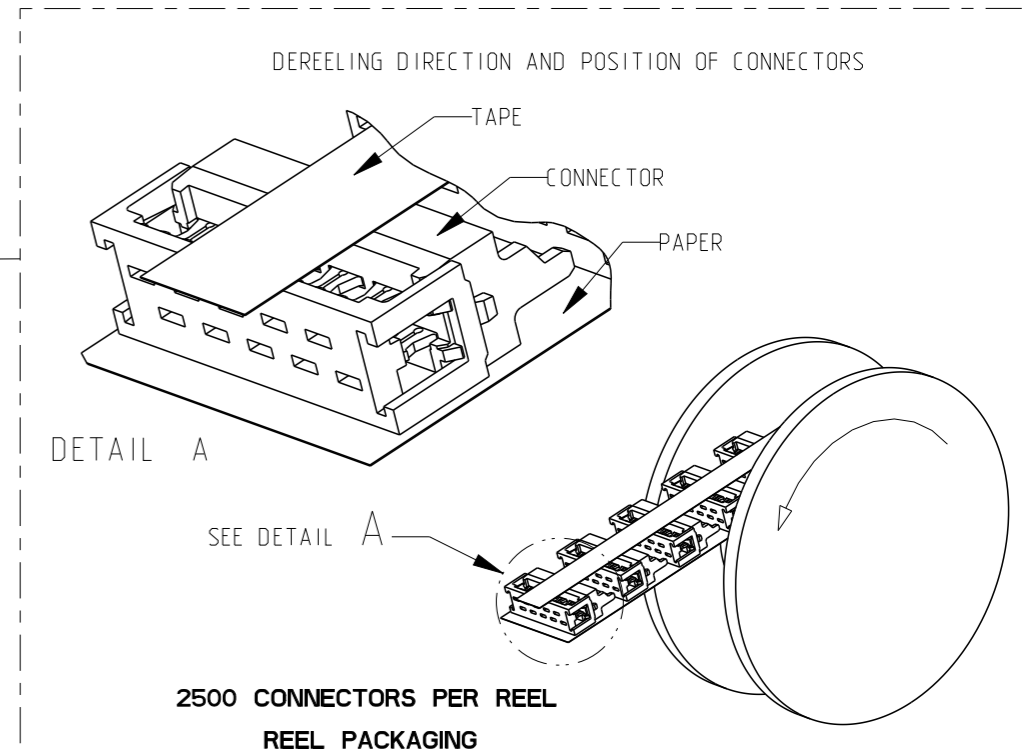


THIS DRAWING IS UNPUBLISHED. RELEASED FOR PUBLICATION
 © COPYRIGHT - BY - ALL RIGHTS RESERVED.

LOC	DIST	REVISIONS			
P	LTR	DESCRIPTION	DATE	DWN	APVD
H	-	V2	REFERENCE FOR OVERALL PITCH DIMENSION CORRECTED	09MAR2017	SS PS



PART NUMBER BOX PACKAGING	PART NUMBER REEL PACKAGING	NO OF POS "n"	DIMENSION "A" MAX
7-215083-4	215083-4	4	8.6
7-215083-6	215083-6	6	11.1
7-215083-8	215083-8	8	13.6
8-215083-0	1-215083-0	10	16.2
8-215083-2	1-215083-2	12	18.7
8-215083-4	1-215083-4	14	21.3
8-215083-6	1-215083-6	16	23.8
8-215083-8	1-215083-8	18	26.3
9-215083-0	2-215083-0	20	28.9
9-215083-4	2-215083-4	24	34.0



- NOTES:
- 1. SHOWN IS A 10 POSITION CONNECTOR
 - 2. FOR FLAT RIBBON CABLE REQUIREMENTS. SEE APPLICATION SPEC 114-19016.
 - 3. CONNECTOR-HEIGHT AFTER CABLE TERMINATION 5.1 mm AVERAGE. DEPENDING ON PROCESSING. SEE APPLICATION SPEC 114-19016.

FINISH	MATERIAL	DESCRIPTION	ITEM
--	GLASS FILLED POLYESTER (RED)	HOUSING	3
TIN OVER NICKEL PLATING	PHOSPHOR BRONZE	MALE CONTACT	2
--	GLASS FILLED POLYESTER (RED)	COVER	1

THIS DRAWING IS A CONTROLLED DOCUMENT.

DIMENSIONS: mm	TOLERANCES UNLESS OTHERWISE SPECIFIED:	DWN P.V.Tongerren	TE Connectivity
	0 PLC ±	CHK H SPELDE 24-08-01	STE Micro-MaTch MALE-ON-WIRE CONNECTOR
	1 PLC ±	APVD H SPELDE 24-08-01	
	2 PLC ±	PRODUCT SPEC 108-19052	
	3 PLC ±	APPLICATION SPEC 114-19016	
MATERIAL SEE TABLE	4 PLC ±	WEIGHT -	SIZE A3
	ANGLES ±	Customer Drawing	CAGE CODE 00779
	FINISH SEE TABLE	SCALE 5:1	DRAWING NO C-215083
		SHEET 1 OF 1	RESTRICTED TO -
		REV V2	

单击下面可查看定价，库存，交付和生命周期等信息

[>>TE Connectivity\(泰科\)](#)