THIS DRAWING IS UNPUBLISHED. RELEASED FOR PUBLICATION 20
© COPYRIGHT 20 BY TYCO ELECTRONICS CORPORATION. ALL RIGHTS RESERVED.

LOC	DIST
CM	00

REVISIONS

P	LTR	DESCRIPTION	DATE	DWN	APVD
	B	REV PER ECR 10-018921	16SEP10	JR	TM

1. NOTE DELETED.
2. NOTE DELETED.
3. RECOMMENDED PANEL THICKNESS TO BE 0.8-2.0 [.031-.079].
4. HOUSING INSERTION INTO THE PANEL CUT OUT MUST BE IN THE SAME DIRECTION AS THE PUNCH.)
5. FLAMMABILITY V-2 FOR THICKNESS 0.38mm, 0.75mm, 1.5mm AND 3.0mm PER IEC 60695-11-10.
6. GLOW-WIRE FLAMMABILITY (GWFI) 800°C FOR THICKNESS 0.38mm AND 0.75mm PER IEC 60695-2-12.
7. GLOW-WIRE FLAMMABILITY (GWFI) 960°C FOR THICKNESS 1.5mm AND 3.0mm PER IEC 60695-2-12.
8. GLOW-WIRE IGNITION (GWIT) 825°C FOR THICKNESS 0.38mm 0.75mm, 1.5mm, AND 3.0mm PER IEC 60695-2-13.

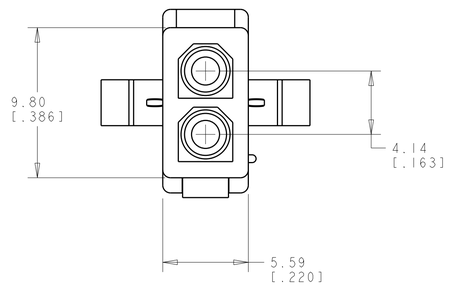

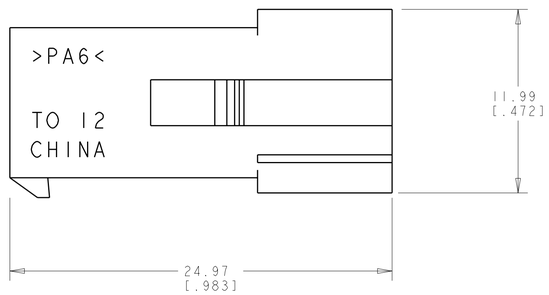

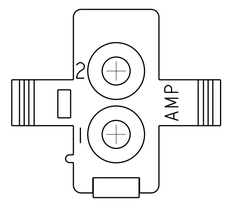

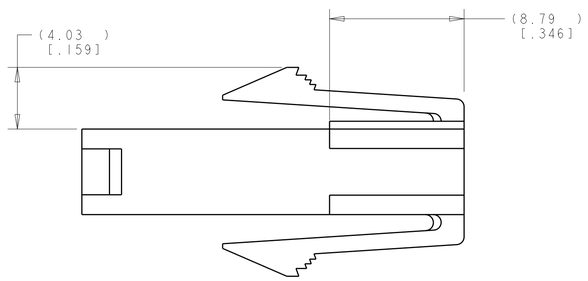

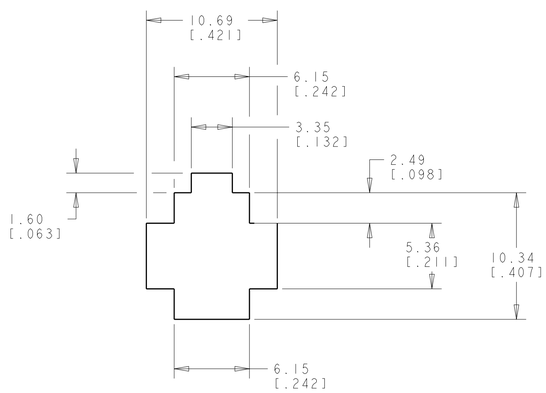

REECOMMENDED PANEL CUT OUT 3
SCALE 4:1

0.065 IN³	1586945-1
VOLUME	PART NUMBER

THIS DRAWING IS A CONTROLLED DOCUMENT FOR TYCO ELECTRONICS CORPORATION. IT IS SUBJECT TO CHANGE AND THE CONTROLLING ENGINEERING ORGANIZATION SHOULD BE CONTACTED FOR THE LATEST REVISION.

DIMENSIONS: mm[INCHES]

TOLERANCES UNLESS OTHERWISE SPECIFIED:
0 PLC ±-
1 PLC ±-
2 PLC ±0.13 [.015]
3 PLC ±.005
4 PLC ±-
ANGLES ±0°30'

MATERIAL: NYLON,UL94V-2 NATURAL
FINISH: - -

METRIC

DWN K. WHITAKER 04DEC2007
CHK C. JONES 04DEC2007
APVD C. JONES 04DEC2007

Tyco Electronics
Tyco Electronics
Harrisburg, PA 17105-3608

NAME: CAP, 2 CIRCUIT, SEALED APPLICATION, MINI UNIVERSAL MATE-N-LOK(TM)

PRODUCT SPEC -
APPLICATION SPEC -
WEIGHT -

SIZE	CAGE CODE	DRAWING NO	RESTRICTED TO
A1	00779	C-1586945	-

CUSTOMER DRAWING | SCALE 5:1 | SHEET 1 OF 1 | REV B

AMP 4805 REV 31MAR2000

Downloaded From Oneyac.com

Pro/ENGINEER DRAWING

单击下面可查看定价，库存，交付和生命周期等信息

>>TE Connectivity(泰科)

Downloaded From Oneyac.com