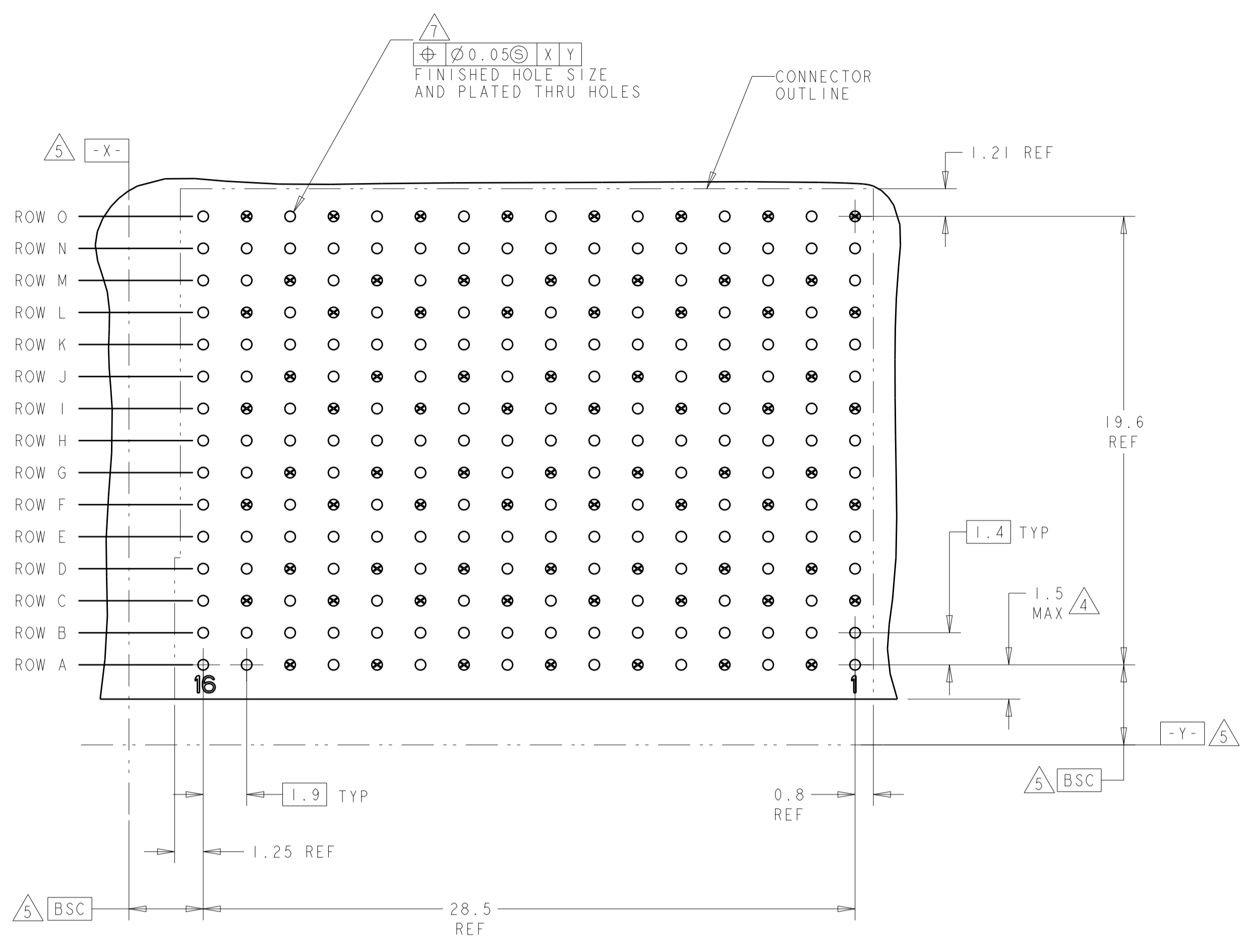
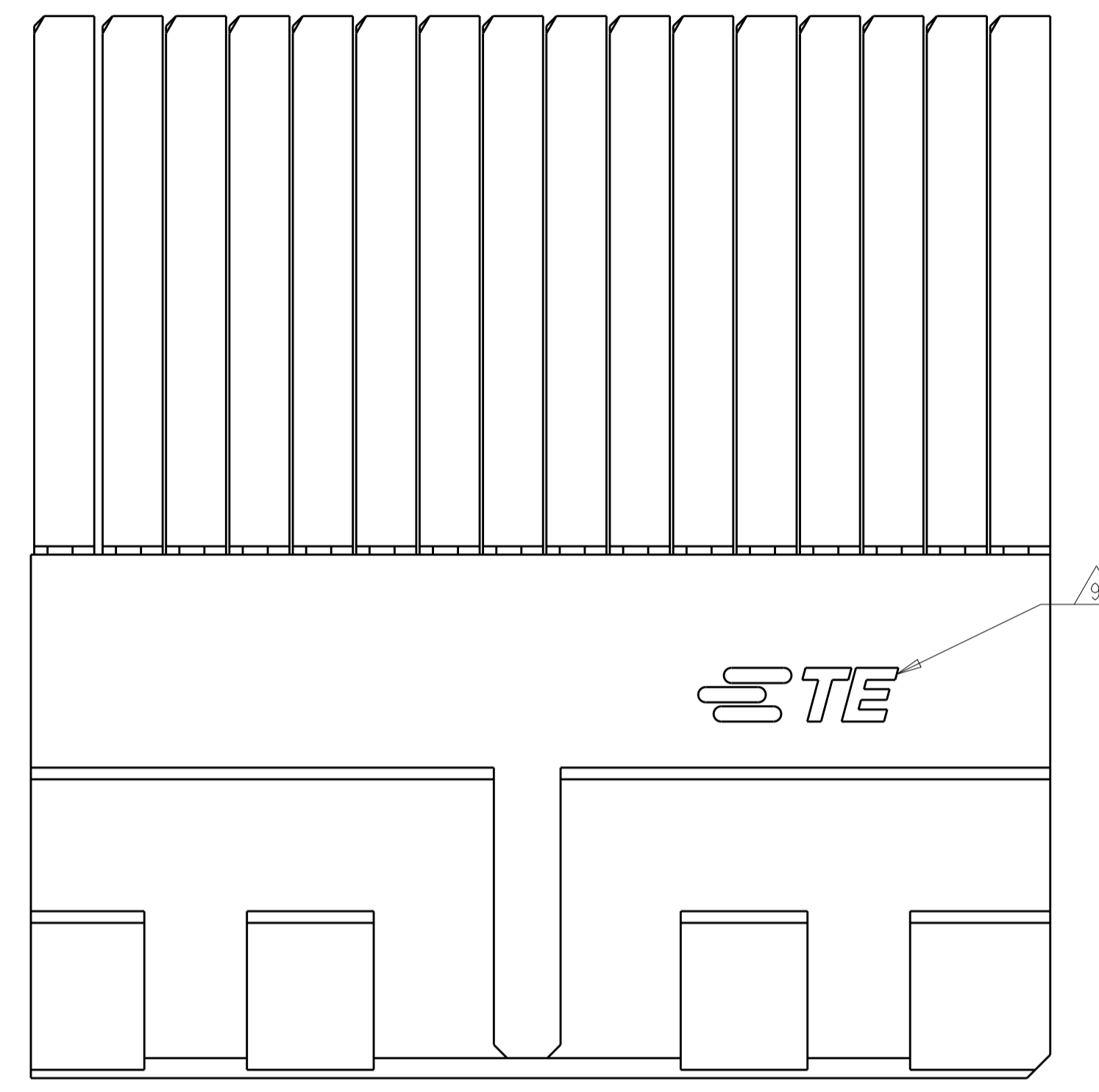


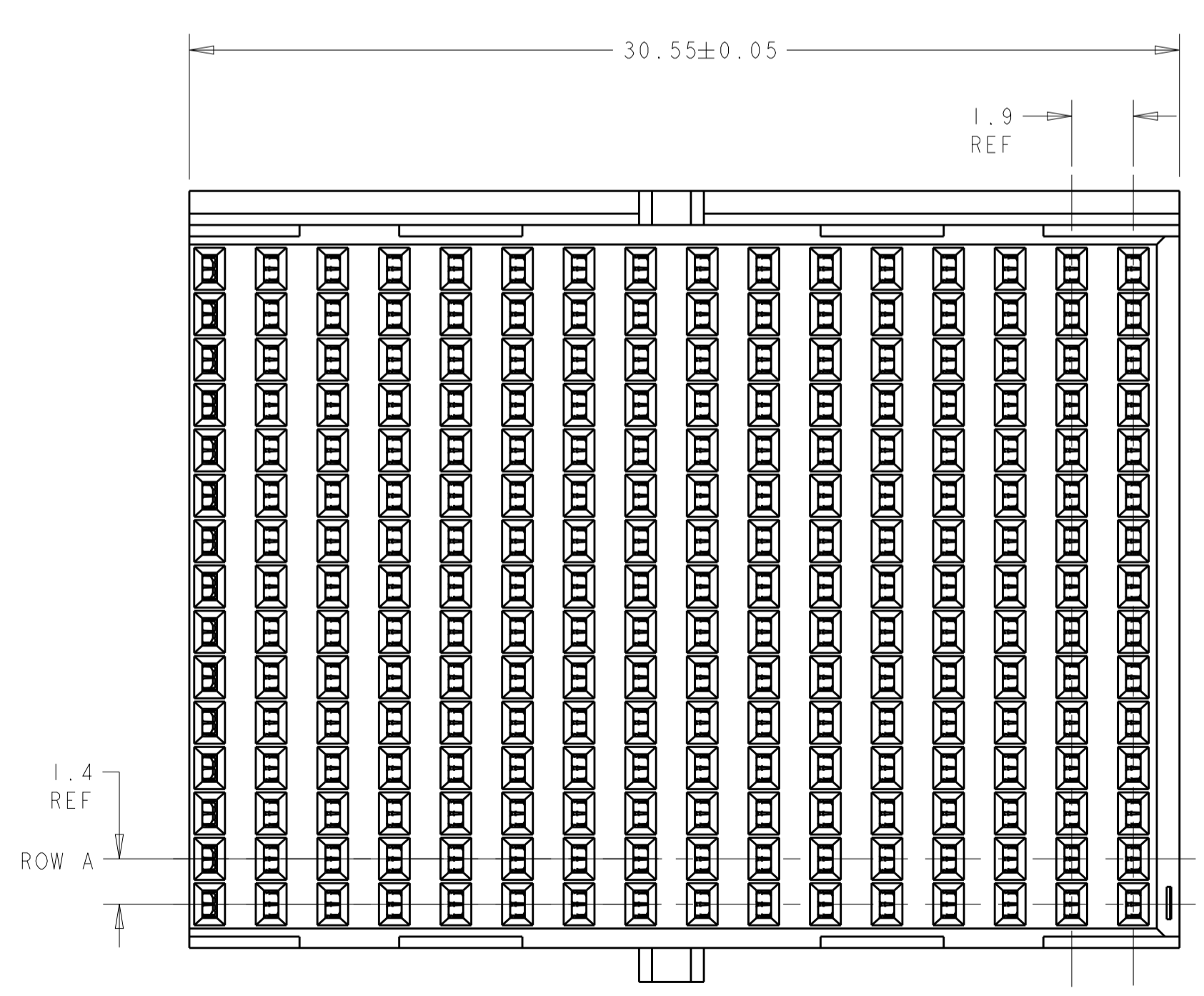
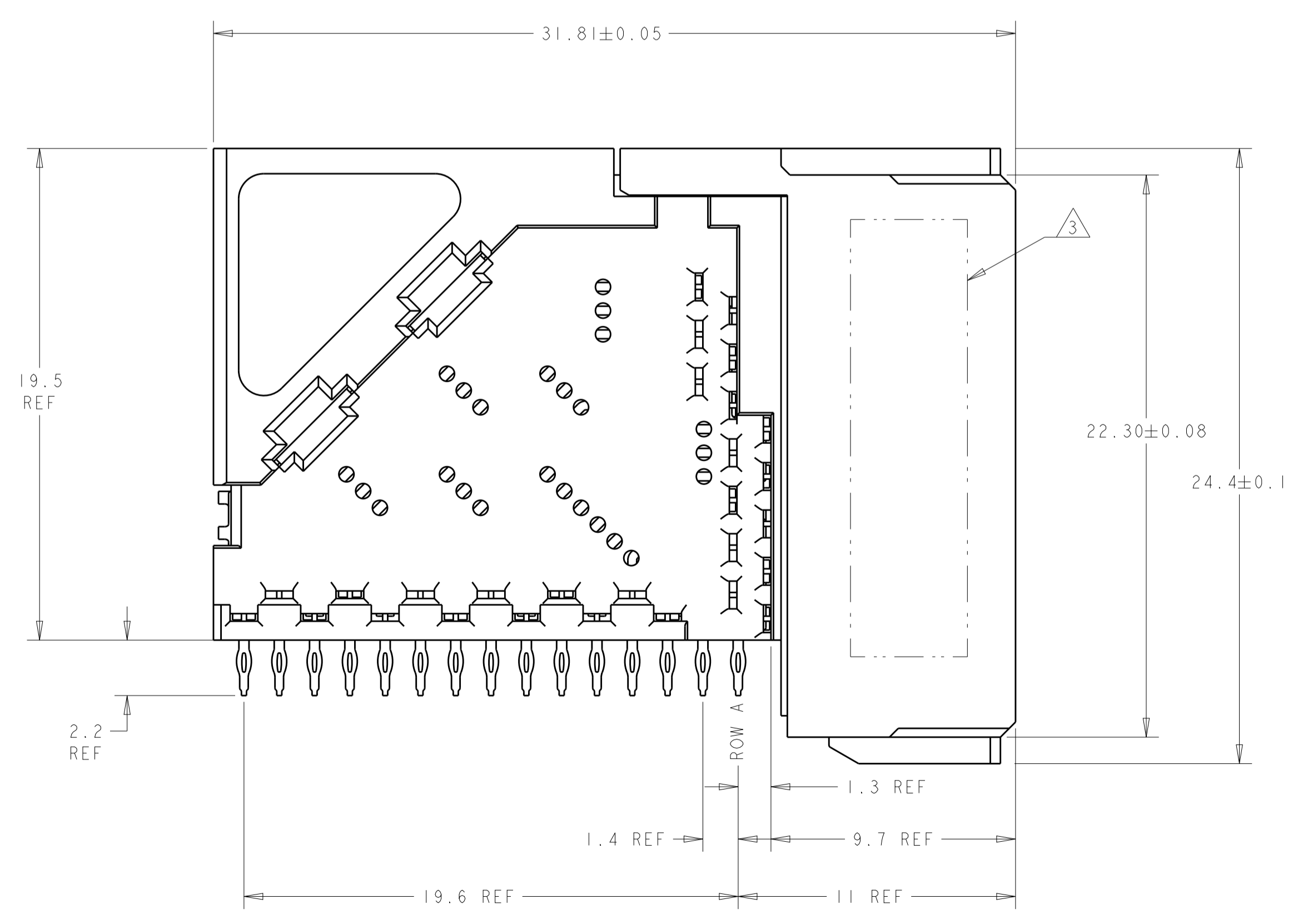
LOC	DIST	REVISIONS			
P	LTN	DESCRIPTION	DATE	DWN	APVD
C		REVISED PER ECO-13-002771	04MAR2013	KH	RP
D		REVISED PER ECO-19-009248	10JUL2019	AP	SY



○ = SIGNAL  
 ⊗ = GROUND  
 RECOMMENDED PC BOARD LAYOUT  
 DAUGHTER BOARD  
 COMPONENT SIDE SHOWN  
 SCALE 6:1



- △ MATERIAL:  
CONTACT AND SHIELD - PHOS BRONZE  
HOUSING AND CHICKLET - LCP, UL 94V-0, COLOR - BLACK
- △ FINISH:  
CONTACT AREA FINISH CONFORMS TO THE REQUIREMENTS OF TE PRODUCT SPECIFICATION 108-2303; BASED ON TELCORDIA GR-1217-CORE FOR SYSTEM QUALITY LEVEL III APPLICATIONS IN CONTROLLED ENVIRONMENTS (CENTRAL OFFICE).  
COMPLIANT PIN AREA - 0.5µm MIN MATTE TIN OVER 1.27µm MIN NICKEL.  
SHIELD 1.27µm MIN NICKEL.
- △ CONNECTOR MARKED ON EITHER SIDE OF HOUSING WITH PART NUMBER, DATE CODE AND STANDARD IN APPROXIMATE AREA SHOWN.
- △ DIMENSION APPLIES TO CENTERLINE OF THRU HOLE.
- △ DATUMS AND BASIC DIMENSIONS ESTABLISHED BY CUSTOMER.
- 6. CONTACT AREA LUBRICATED WITH BELLCORE APPROVED LUBRICANT. TECHNICAL REFERENCE: GR-1217-CORE, ISSUE 1, NOVEMBER 1995.
- △ REFERENCE APPLICATION SPEC 114-13202 FOR RECOMMENDED PLATED THRU HOLE DIAMETER AND PLATING THICKNESSES.
- △ THE GROUNDS IN COLUMNS 1-15 ARE COMMONED.
- △ SHOWN LOGO OR OTHER TE OWNED LOGOS IN APPROXIMATE AREA.



2065634-1  
 PART NUMBER

THIS DRAWING IS A CONTROLLED DOCUMENT.		DWN: D. HUMBERT 23MAR2009	TE Connectivity RECEPTACLE ASSEMBLY, 5 PAIR, 16 COLUMN
DIMENSIONS:		CHK: R. PATTERSON 23MAR2009	
mm	0 PLC ±	APVD: R. PATTERSON 23MAR2009	NAME
	1 PLC ±	PRODUCT SPEC	SIZE
	2 PLC ±	APPLICATION SPEC	CAGE CODE
	3 PLC ±	WEIGHT	DRAWING NO
	4 PLC ±	CUSTOMER DRAWING	RESTRICTED TO
	ANGLES ±		
MATERIAL	FINISH		
		A100779C=2065634	SCALE 6:1 SHEET 1 OF 1 REV D

单击下面可查看定价，库存，交付和生命周期等信息

[>>TE Connectivity\(泰科\)](#)