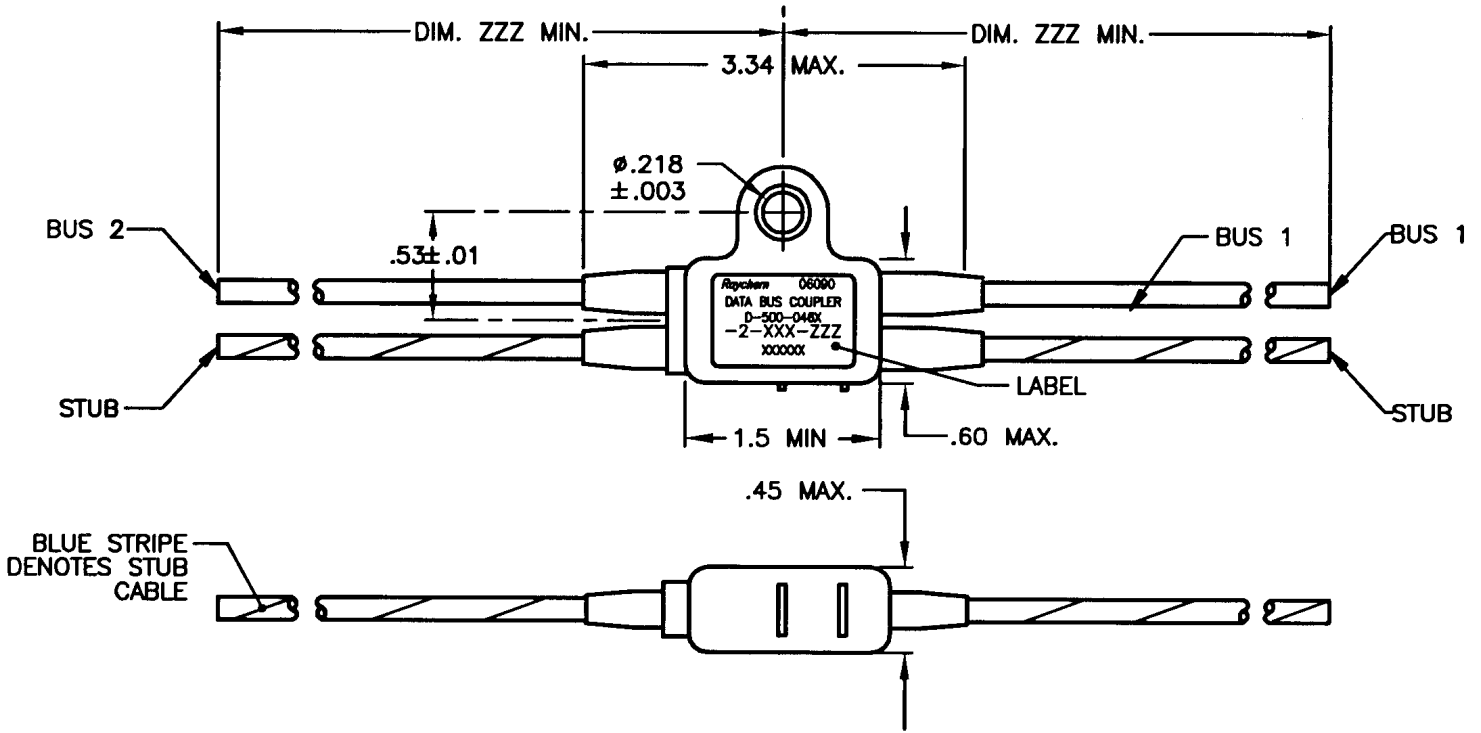
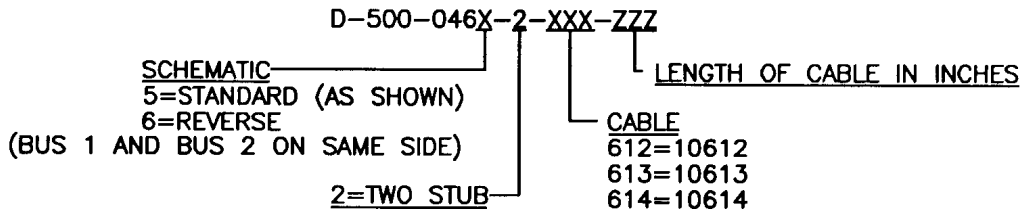


REVISIONS			
LTR	DESCRIPTION	DATE	APPROVED
N/C	RELEASED PER ECN T-20344	95Sep14	3CG



COMPONENT NUMBER	BUS CABLE	STUB CABLE
D-500-046X-2-612-ZZZ	10612-24-9	10612-24-96
D-500-046X-2-613-ZZZ	10613-24-9	10613-24-96
D-500-046X-2-614-ZZZ	10614-24-9	10614-24-96



COMPONENT NUMBER

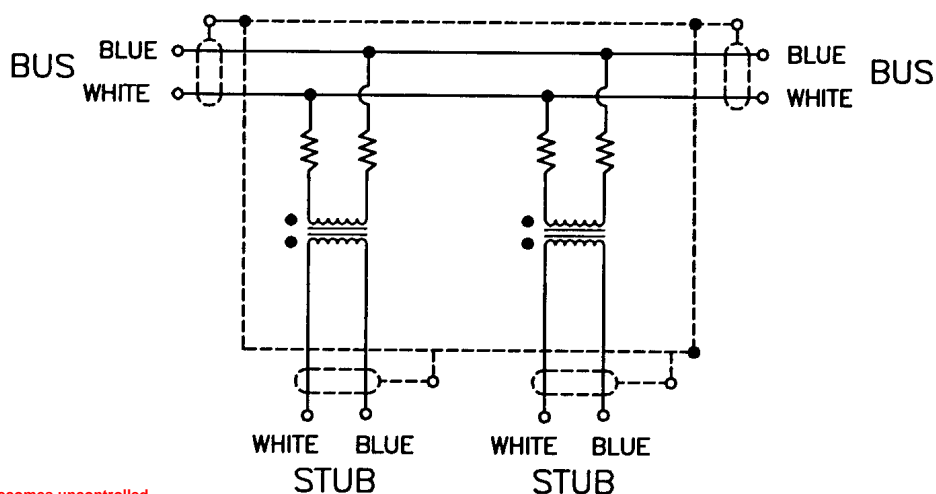
SPECIFICATION CONTROL DRAWING

If this document is printed it becomes uncontrolled.
Check for the latest revision.

UNLESS OTHERWISE SPECIFIED DIMENSIONS ARE IN INCHES. METRIC DIMENSIONS ARE IN BRACKETS. DECIMALS .XXX ± — { — mm } .XX ± — { — mm } ANGLES .X — ± — WEIGHT — g { — lbs }	DRAWN D.PIQUE 95JUL31	Tyco Electronics Corporation 300 Constitutional Drive Menlo Park, CA 94025 USA 	TITLE TWO STUB IN-LINE DATA BUS MICRO COUPLER 04 SERIES				
	CHECKED			SIZE A	CODE IDENT. NO. 06090	DWG. NO. D-500-046X-2-XXX-ZZZ	REV N/C
	APPROVED			DO NOT SCALE THIS DRAWING			SHEET 1 OF 2
	APPROVED						
CAD NAME 001823-1.DWG		THIRD ANGLE PROJECTION 					

1. MATERIAL AND FINISHES:
 - 1.1 INTERNAL COMPONENTS:
 - TRANSFORMER TO MIL-T-21038 AND MIL-STD-1553/B
 - RESISTORS TO MIL-R-39007/9, 57.6 OHMS
 - 1.2 SHIELDED CASE: ALUMINUM PER ASTM B 618, ALLOY A03560 COND. F. OR ASTM B211, ALLOY A92017
 - 1.3 SEALED STRAIN RELIEF COVER: MODIFIED CROSS-LINKED ELASTOMER, BLACK, TO RAYCHEM SPECIFICATION RK-6713.
 - 1.4 SCREW INSERT: STAINLESS STEEL PER ASTM 276 UNS S32100.
 - 1.5 CABLE (SEE CABLE TABULATION, SHEET 1). TO RAYCHEM SPECIFICATION 1200.
2. APPLICATION:
 - 2.1 THIS COUPLER IS DESIGNED TO BE INSTALLED INTO A DIGITAL MULTIPLEX ASSEMBLY MEETING THE REQUIREMENTS OF MIL-STD-1553B.
 - 2.1.1 FOR CABLE SPLICING USE FLEXIBLE SPLICE KIT D-150-9133.
 - 2.2 FOR NETWORK LAYOUT ASSISTANCE CONSULT RAYCHEM TECHNICAL SERVICES.
 - 2.3 CABLE BEND RADIUS PER MIL-W-5088 STATIC BEND: 5 x CABLE O.D. MIN.
DYNAMIC BEND: 10 x CABLE O.D. MIN.
3. TEMPERATURE:
 - 3.1 OPERATING TEMPERATURE: -65°C TO +150°C
4. PERFORMANCE SPECIFICATIONS:
 - 4.1 TRANSFORMER MEETS THE PERFORMANCE REQUIREMENTS OF MIL-STD-1553B.
 - 4.2
5. WEIGHT:
 - 5.1 MAXIMUM WEIGHT WITHOUT CABLE: 18 GRAMS MAX.
6. ORDERING INFORMATION:

ORDER PER COMPONENT NUMBER. (SEE SHEET 1) AND DESIRED "ZZZ" CABLE LENGTH. SPLICE KITS TO BE ORDERED SEPARATELY.
SPECIFY CERTIFICATION OF CONFORMANCE REQUIREMENTS AS SEPARATE LINE ITEM.

TWO STUB COUPLER SCHEMATIC

If this document is printed it becomes uncontrolled.
Check for the latest revision.

CAD NAME: 001823-2.DWG

DRAWN

DCP

95JUL31

SIZE

CODE IDENT. NO.

DWG. NO.

A

06090

D-500-046X-2-XXX-ZZZ

ISSUED

DO NOT SCALE THIS DRAWING

SHEET 2 OF 2

单击下面可查看定价，库存，交付和生命周期等信息

[>>TE Connectivity\(泰科\)](#)