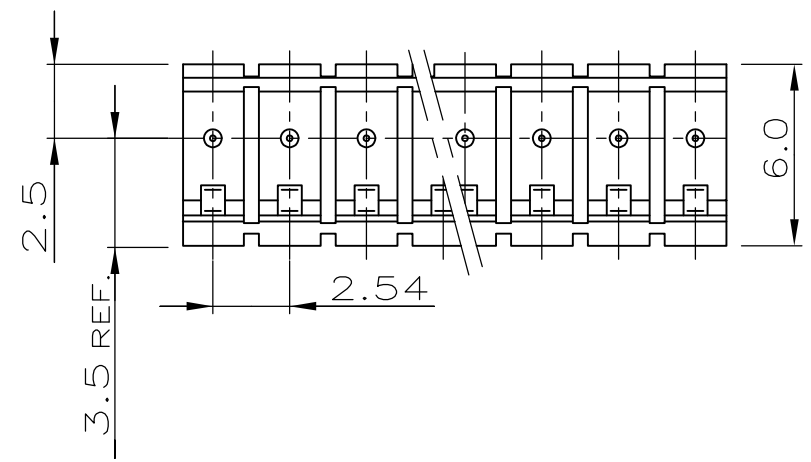
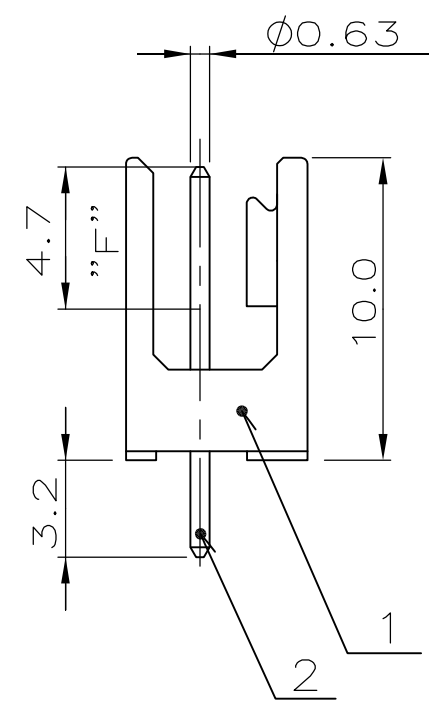
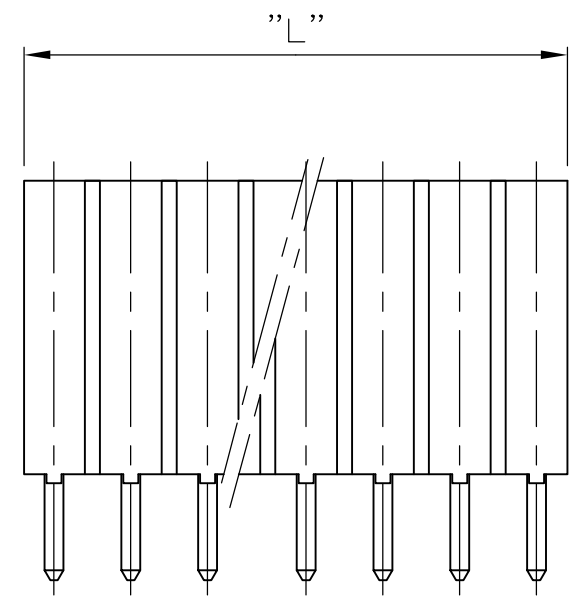


THIS DRAWING IS UNPUBLISHED. RELEASED FOR PUBLICATION
 © COPYRIGHT - By - ALL RIGHTS RESERVED.

LOC	DIST	REVISIONS			
P	LTR	DESCRIPTION	DATE	DWN	APVD
	F	PLATING CHANGE TO PdNi + Au FLASH AT AREA F	15MAY2014	KJK	JK

POS. "n"	L±0.4	PART NO.
2	4.58	829 539 -2
3	7.12	829 539 -3
4	9.66	829 539 -4
5	12.20	829 539 -5
6	14.74	829 539 -6
8	19.82	829 539 -8



NOTES:

- △ MATING SIDE AT AREA "F"
 MIN. 0.7µm PdNi + 0.1µm GOLD FLASH OVER 1.27µm NICKEL
- SOLDER SIDE: MIN. 3.0µm TIN OVER 1.27µm NICKEL

2	CONTACT PIN KONTAKTSTIFT	Cu Zn	△
1	PIN HOUSING STIFTGEHÄUSE	PA 4/6	BLACK SCHWARZ
POS.	BENENNUNG EINZELTEIL	WERKSTOFF	OBERFLÄCHE
[ITEM NO.]	[DESCRIPTION]	[MATERIAL]	FARBE
			[FINISH]

THIS DRAWING IS A CONTROLLED DOCUMENT.	
DIMENSIONS: mm	TOLERANCES UNLESS OTHERWISE SPECIFIED: ±0.2mm
	0 PLC ± - 1 PLC ± - 2 PLC ± - 3 PLC ± - 4 PLC ± - ANGLES ± -
MATERIAL SEE TABLE	FINISH SEE TABLE

DWN MULLER 09.02.90	STE TE Connectivity			
CHK SCHAARSCHMIDT 12.02.90				
APVD -	NAME AMPMODU II PIN HEADER, SINGLE ROW			
PRODUCT SPEC 108-18012	SIZE A3	CAGE CODE 00779	DRAWING NO C-829539	RESTRICTED TO -
APPLICATION SPEC -	SCALE 4:1	SHEET 1 OF 1	REV F	
WEIGHT -	CUSTOMER DRAWING			

单击下面可查看定价，库存，交付和生命周期等信息

[>>TE Connectivity\(泰科\)](#)