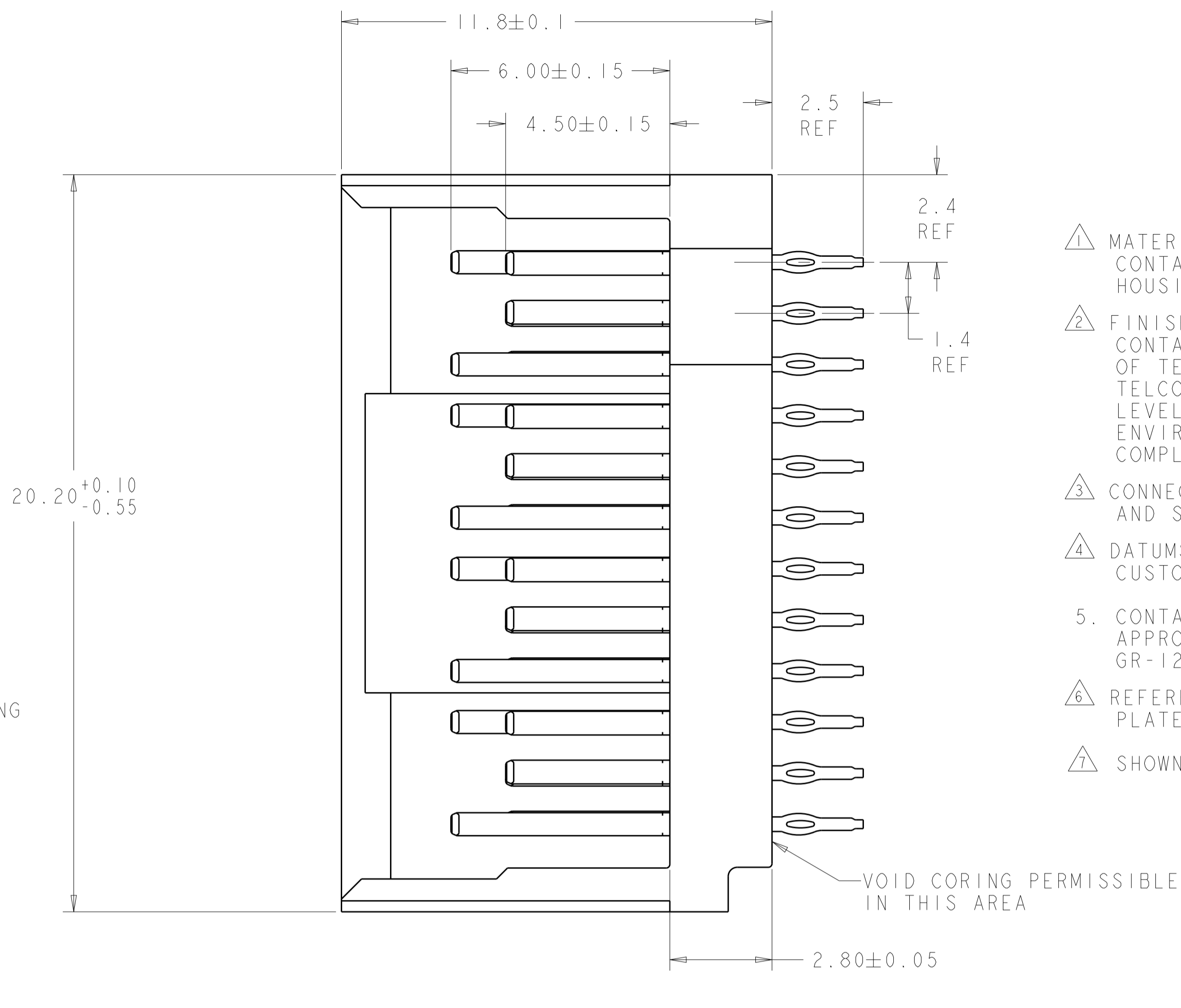
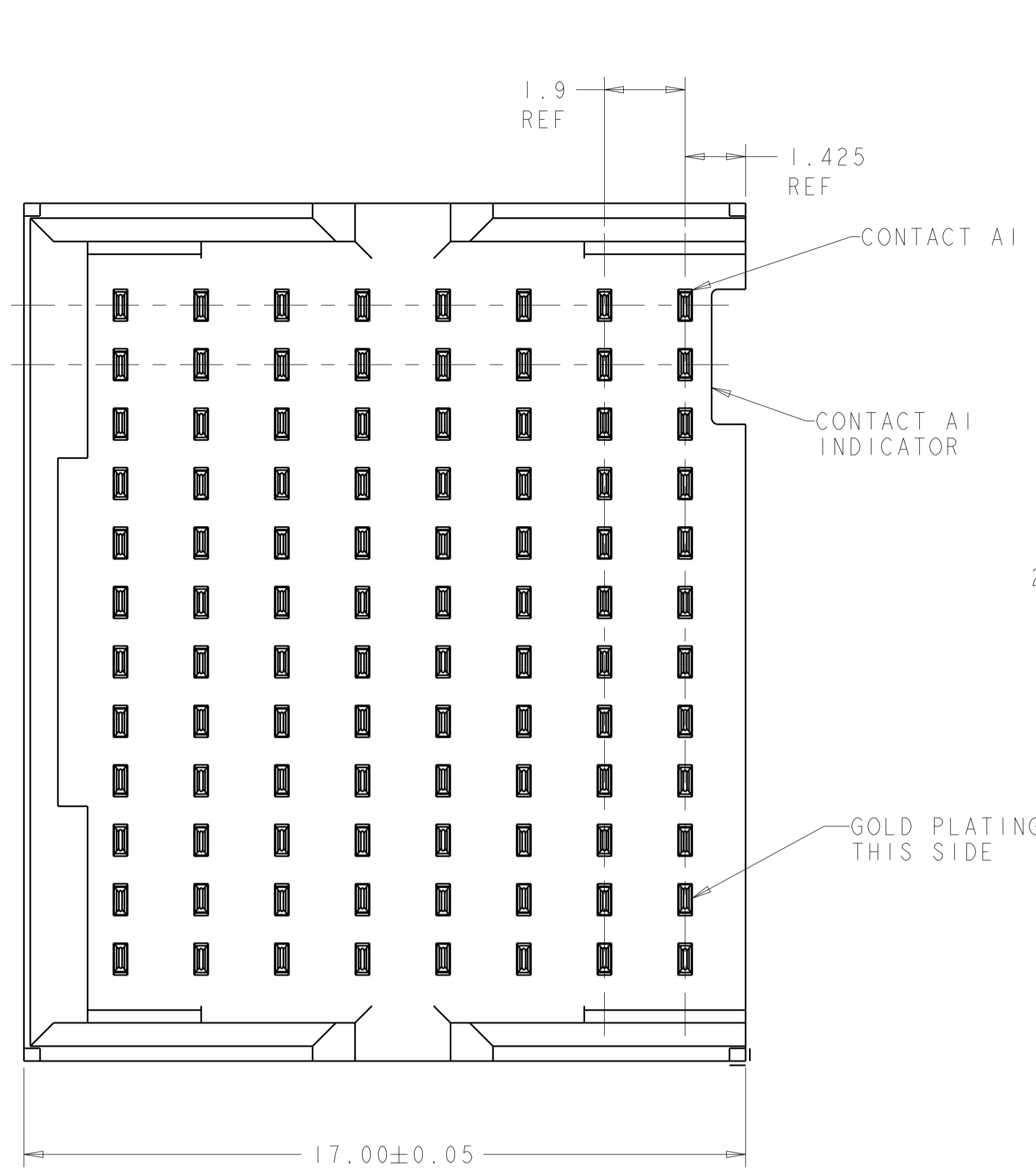
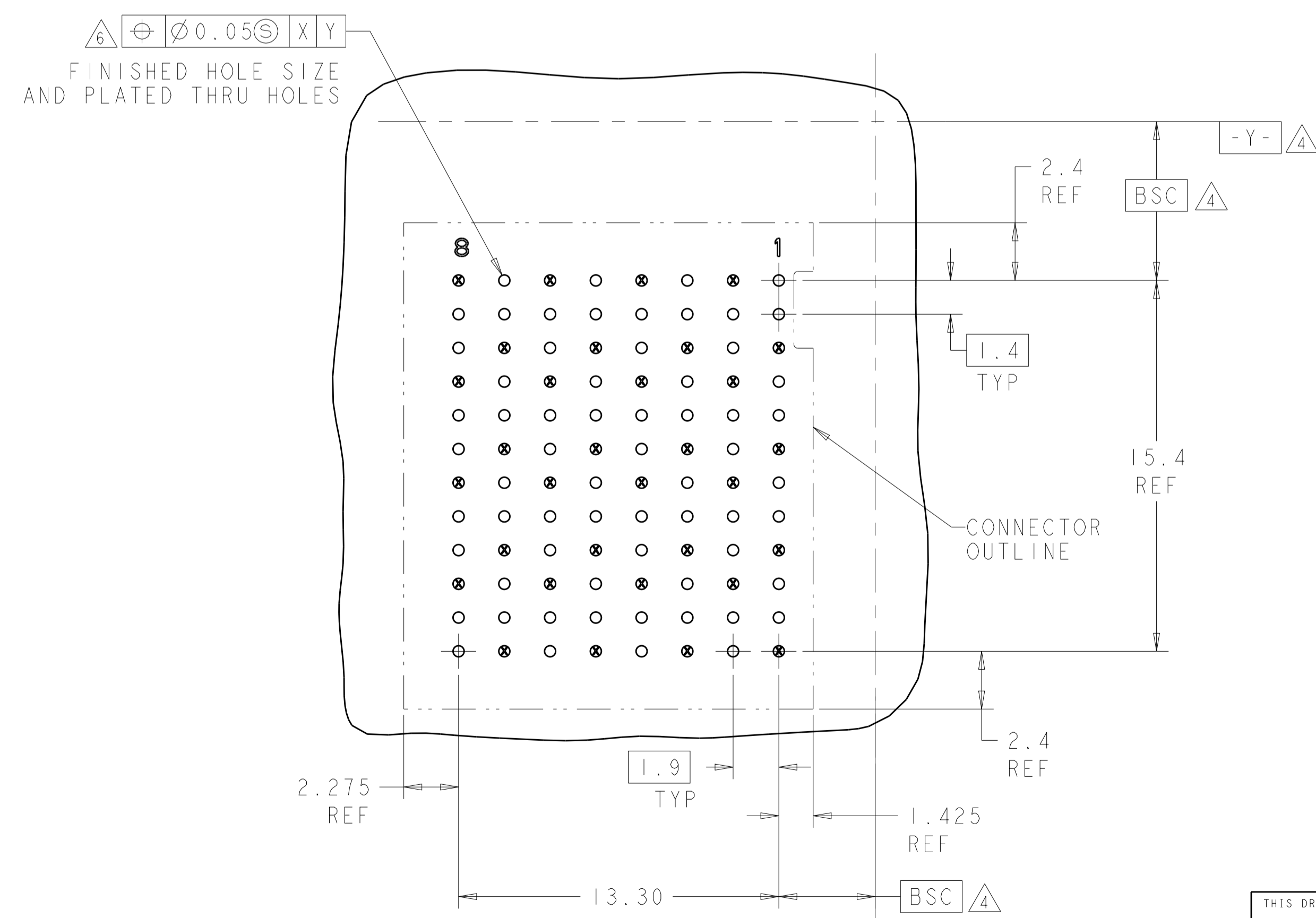
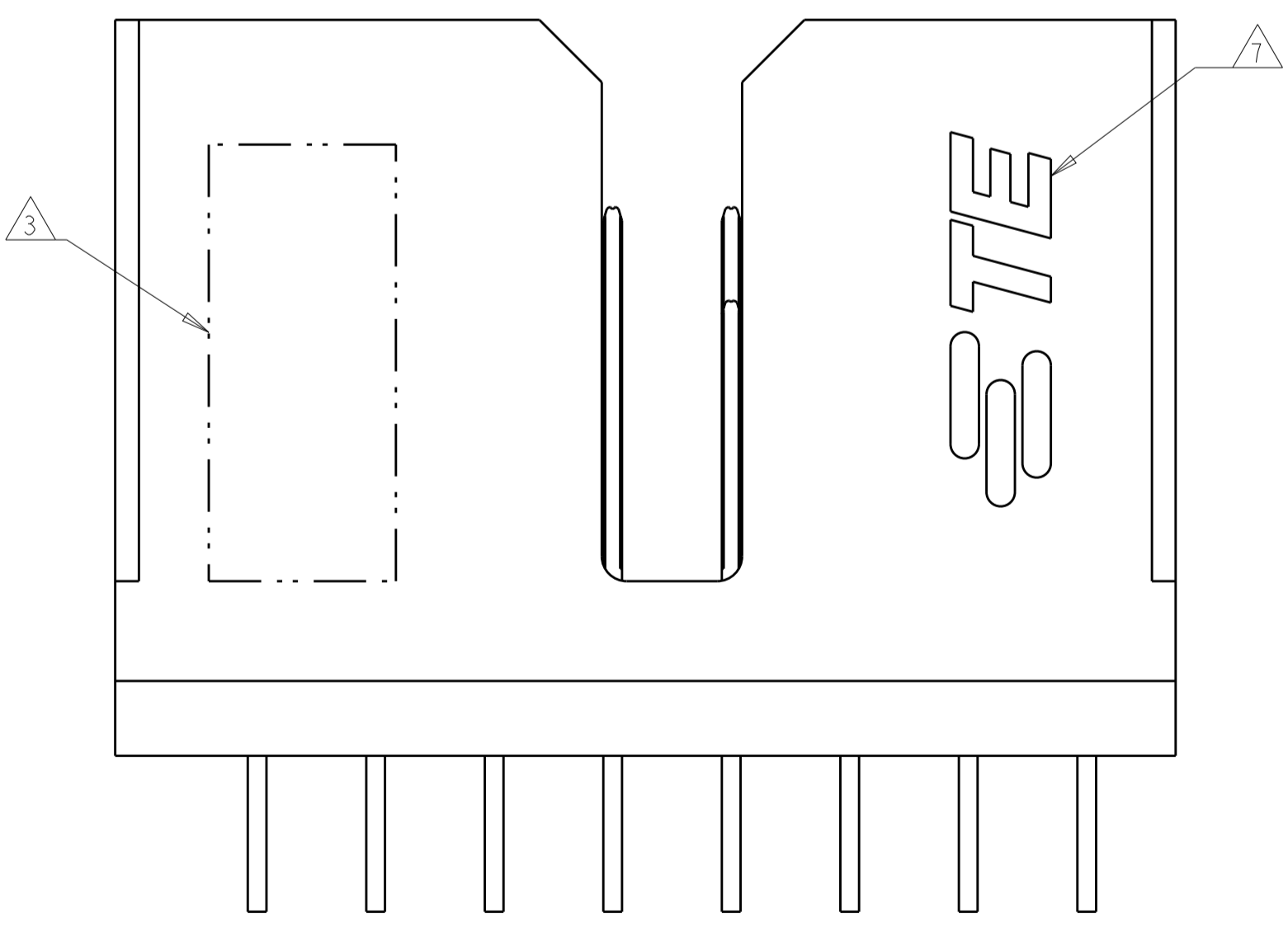


LOC	DIST	REVISIONS					
GP	00	P	LTH	DESCRIPTION	DATE	DWN	APVD
		F		REVISED PER ECO-13-010626	31JUL2013	KH	RP
		G		REVISED PER ECO-19-009248	28JUN2019	AP	SY



- 1 MATERIAL:
CONTACT - PHOS BRONZE
HOUSING - LCP, UL 94V-0, COLOR - BLACK
- 2 FINISH:
CONTACT AREA FINISH CONFORMS TO THE REQUIREMENTS OF TE PRODUCT SPECIFICATION 108-2303; BASED ON TELCORDIA GR-1217-CORE FOR SYSTEM QUALITY LEVEL III APPLICATIONS IN CONTROLLED ENVIRONMENTS (CENTRAL OFFICE).
COMPLIANT PIN AREA- 0.5µm MIN MATTE TIN OVER 1.27µm MIN NICKEL.
- 3 CONNECTOR MARKED WITH PART NUMBER, DATE CODE AND STANDARD IN APPROXIMATE AREA SHOWN
- 4 DATUMS AND BASIC DIMENSIONS ESTABLISHED BY CUSTOMER.
- 5 CONTACT AREA LUBRICATED WITH BELLCORE APPROVED LUBRICANT. TECHNICAL REFERENCE GR-1217-CORE, ISSUE 1, NOVEMBER 1995.
- 6 REFERENCE APPLICATION SPEC 114-13202 FOR RECOMMENDED PLATED THRU HOLE DIAMETER AND PLATING THICKNESSES.
- 7 SHOWN LOGO OR OTHER TE OWNED LOGOS IN APPROXIMATE AREA.



○ = SIGNAL
 ⊗ = GROUND
 RECOMMENDED PC BOARD LAYOUT BACKPLANE, COMPONENT SIDE SHOWN
 SCALE 6:1

1934304-1
 PART NUMBER

THIS DRAWING IS A CONTROLLED DOCUMENT.		OWN: B. MCMASTER 13JUN2007	TE Connectivity
DIMENSIONS: mm		CHK: W. DAVIS 13JUN2007	
TOLERANCES UNLESS OTHERWISE SPECIFIED:		APVD: W. DAVIS 13JUN2007	NAME: HEADER ASSEMBLY, RIGHT WALL, 4 PAIR 8 COLUMN
0 PLC ±	1 PLC ±	PRODUCT SPEC	TinMan
2 PLC ±	3 PLC ±	APPLICATION SPEC	SIZE: CAGE CODE DRAWING NO
4 PLC ±	ANGLES ±	FINISH	RESTRICTED TO
MATERIAL	FINISH	WEIGHT	A100779C=1934304
CUSTOMER DRAWING		SCALE 10:1	SHEET 1 OF 1 REV G

单击下面可查看定价，库存，交付和生命周期等信息

[>>TE Connectivity\(泰科\)](#)