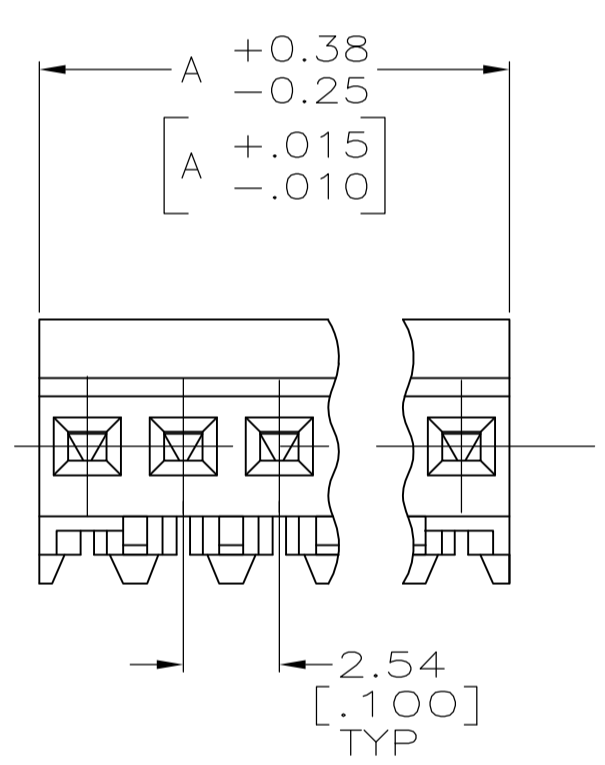
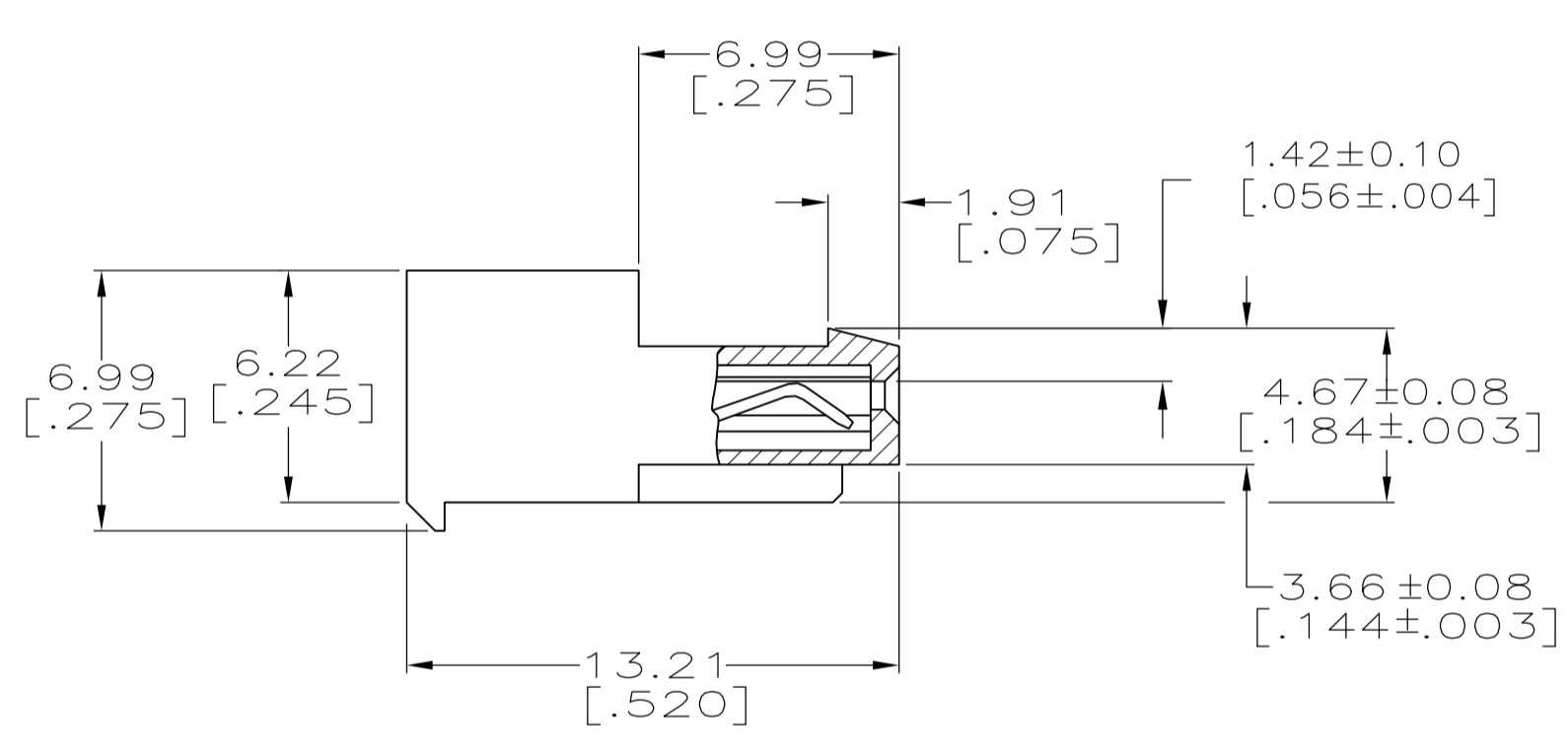
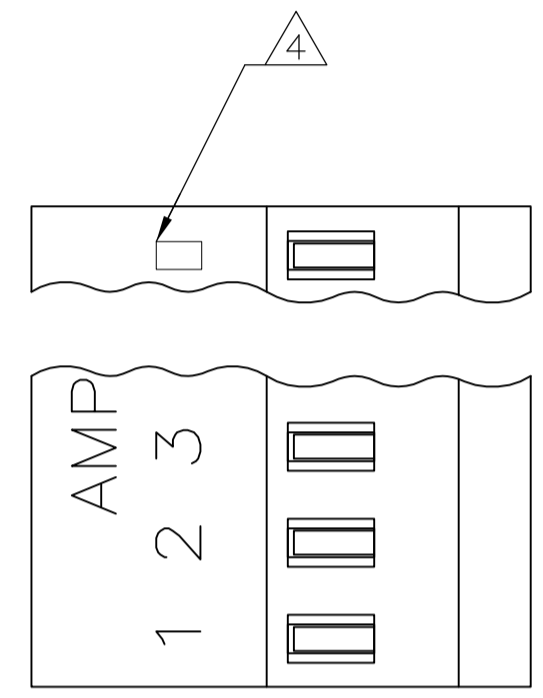


- 1 MATERIAL: CONNECTOR-NYLON UL94V-2 (RED).
CONTACTS-0.30 [.012] THICK COPPER ALLOY
0.00038 [.000015] GOLD OR 0.00038 [.000015]
TOTAL GOLD FLASH OVER PALLADIUM NICKEL,
PER TE CONNECTIVITY'S DISCRETION, IN CONTACT
AREA WITH MATTE TIN FOR 641190-2 THRU
2-641190-8, MATTE WHISKER MITIGATED TIN
FOR 3-641190-2 THRU 5-641190-8 OVER
NICKEL UNDERPLATE.
- 2 CONTACTS ACCEPT 22 AWG WIRE WITH 1.52 [.060] MAX INSULATION DIAMETER.
- 3 CONTACTS MUST ACCEPT 0.64±0.03 [.025±.001] SQUARE POST AND REMAIN LOCKED IN POSITION.
- 4 IDENTIFICATION NUMBER FOR LAST CIRCUIT MAY NOT APPEAR ON ALL ASSEMBLIES.
- 5 DIMENSIONS IN BRACKETS ARE IN INCHES.
- 6 HOUSING FEATURES ARE: CLOSED END WITH LOCKING RAMP.
- 7 OBSOLETE PARTS: OBSOLETE CIS STREAMLINING PER D.RENAUD/D.SINISI
- 8 OBSOLETE PART NUMBER



LEAD FREE	71.12 [2.800]	28	5-641190-8
	66.04 [2.600]	27	5-641190-7
	63.50 [2.500]	26	5-641190-6
	63.50 [2.500]	25	5-641190-5
	60.96 [2.400]	24	5-641190-4
	58.42 [2.300]	23	5-641190-3
	55.88 [2.200]	22	5-641190-2
	53.34 [2.100]	21	5-641190-1
	50.80 [2.000]	20	5-641190-0
	48.26 [1.900]	19	4-641190-9
	45.72 [1.800]	18	4-641190-8
	43.18 [1.700]	17	4-641190-7
	40.64 [1.600]	16	4-641190-6
	38.10 [1.500]	15	4-641190-5
	35.56 [1.400]	14	4-641190-4
	33.02 [1.300]	13	4-641190-3
	30.48 [1.200]	12	4-641190-2
	27.94 [1.100]	11	4-641190-1
	25.40 [1.000]	10	4-641190-0
	22.86 [.900]	9	3-641190-9
20.32 [.800]	8	3-641190-8	
17.78 [.700]	7	3-641190-7	
15.24 [.600]	6	3-641190-6	
12.70 [.500]	5	3-641190-5	
10.16 [.400]	4	3-641190-4	
7.62 [.300]	3	3-641190-3	
5.08 [.200]	2	3-641190-2	
DIM A	NO.OF POSN	ASSEMBLY	

CONTAINS LEAD	71.12 [2.800]	28	2-641190-8
	66.04 [2.600]	27	2-641190-7
	63.50 [2.500]	26	2-641190-6
	63.50 [2.500]	25	2-641190-5
	60.96 [2.400]	24	2-641190-4
	58.42 [2.300]	23	2-641190-3
	55.88 [2.200]	22	2-641190-2
	53.34 [2.100]	21	2-641190-1
	50.80 [2.000]	20	2-641190-0
	48.26 [1.900]	19	1-641190-9
	45.72 [1.800]	18	1-641190-8
	43.18 [1.700]	17	1-641190-7
	40.64 [1.600]	16	1-641190-6
	38.10 [1.500]	15	1-641190-5
	35.56 [1.400]	14	1-641190-4
	33.02 [1.300]	13	1-641190-3
	30.48 [1.200]	12	1-641190-2
	27.94 [1.100]	11	1-641190-1
	25.40 [1.000]	10	1-641190-0
	22.86 [.900]	9	—641190-9
20.32 [.800]	8	—641190-8	
17.78 [.700]	7	—641190-7	
15.24 [.600]	6	—641190-6	
12.70 [.500]	5	—641190-5	
10.16 [.400]	4	—641190-4	
7.62 [.300]	3	—641190-3	
5.08 [.200]	2	—641190-2	
DIM A	NO.OF POSN	ASSEMBLY	

THIS DRAWING IS A CONTROLLED DOCUMENT.

DIMENSIONS: mm [INCHES]	TOLERANCES UNLESS OTHERWISE SPECIFIED:	DIN S. HOOVER 20-DEC-2004	TE Connectivity
0 PLC ±	±	CIK D. ROSSI 20-DEC-2004	APVO D. ROSSI 20-DEC-2004
1 PLC ±	±	NAME MTA .100 CONNECTOR ASSEMBLY	
2 PLC ±	±	PRODUCT SPEC 108-1050	
3 PLC ±	± 0.13 [.005]	APPLICATION SPEC 114-1019	
4 PLC ±	±	SIZE A1	CAGE CODE 00779
ANGLES ±	±	DRAWING NO. 641190	RESTRICTED TO
MATERIAL 1	FINISH 1	WEIGHT	SCALE 5:1
CUSTOMER DRAWING		SHEET 1 OF 1	REV. N2

单击下面可查看定价，库存，交付和生命周期等信息

[>>TE Connectivity\(泰科\)](#)