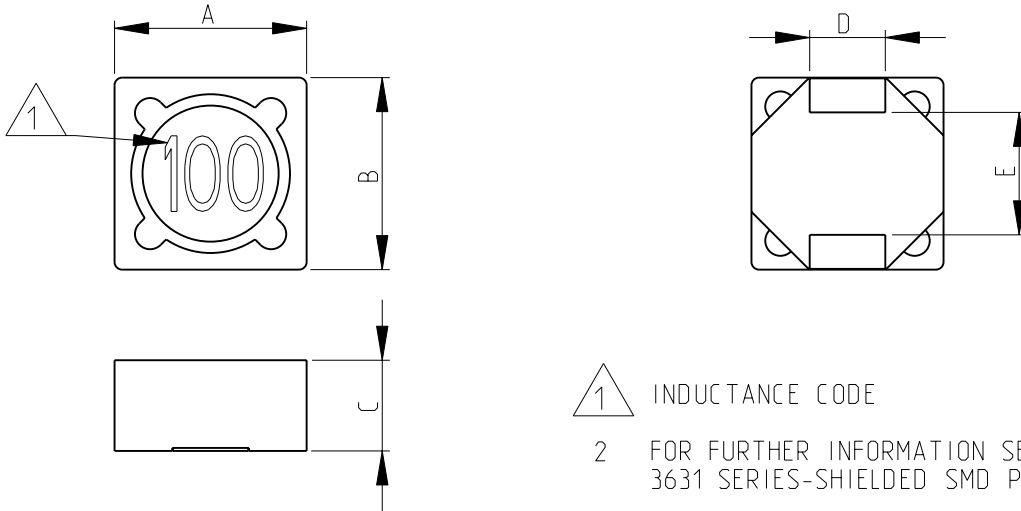
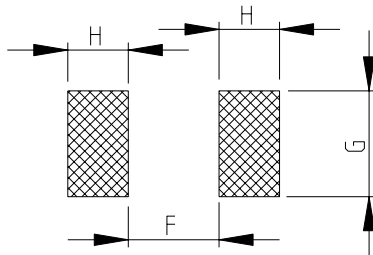


LOC	DIST	REVISIONS					
E	B	P	LTR	DESCRIPTION	DATE	DWN	APVD
			BC1	REVISED PER ECO-11-005150	28MAR2011	RK	HMR

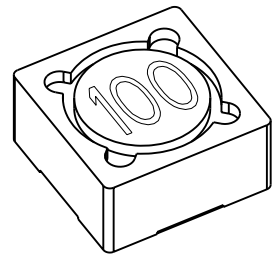


RECOMMENDED LAND PATTERN FOR 3631B, 3631C SERIES

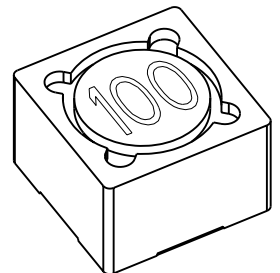


RoHS Compliant

SERIES 3631B AS SHOWN



SERIES 3631C AS SHOWN



DESCRIPTION AND DETAIL OF CHANGE	EPOXY METHOD CHANGED	
	BEFORE CHANGE	AFTER CHANGE
	EPOXY ALL AROUND TERMINALS (MARKED BLACK AREA)	EPOXY ON FOUR SPOTS (MARKED BLACK AREA)
	3631B-3631C SERIES	3631B-3631C SERIES

3631C	12.7	12.7	8.0	5.0	8.1	6.0	7.0	4.0
3631B	12.7	12.7	6.0	5.0	8.1	6.0	7.0	4.0
SERIES	A±0.3	B±0.3	C±0.5	D±0.2	E (typ)	F (ref)	G (ref)	H (ref)

2008

RELEASED FOR PUBLICATION

THIS DRAWING IS UNPUBLISHED.

ALL RIGHTS RESERVED.

BY -

© COPYRIGHT 2008

DIMENSIONS: mm	DWN SUBHASH.M 02-Sep-08	MATERIAL	FINISH
TOLERANCES UNLESS OTHERWISE SPECIFIED:	CHK PRAKASH.S 02-Sep-08	TE Connectivity	
0 PLC ±0.5 1 PLC ±0.2 2 PLC ±0.1 3 PLC ± 4 PLC ± ANGLES ±5°	APVD STEPHEN.P 02-Sep-08		
	PRODUCT SPEC	NAME SHIELDED SMD POWER INDUCTORS SERIES 3631	
	APPLICATION SPEC	SIZE A 4	CAGE CODE 00779
	WEIGHT	DRAWING NO C-1625812	RESTRICTED TO -
	CUSTOMER DRAWING	SCALE 2:1	SHEET 1 OF 1
			REV BC1

单击下面可查看定价，库存，交付和生命周期等信息

[>>TE Connectivity\(泰科\)](#)