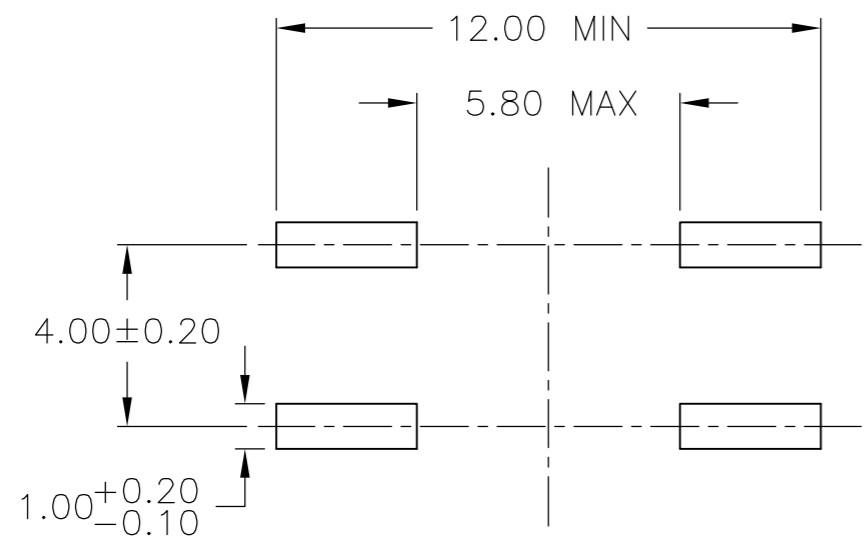
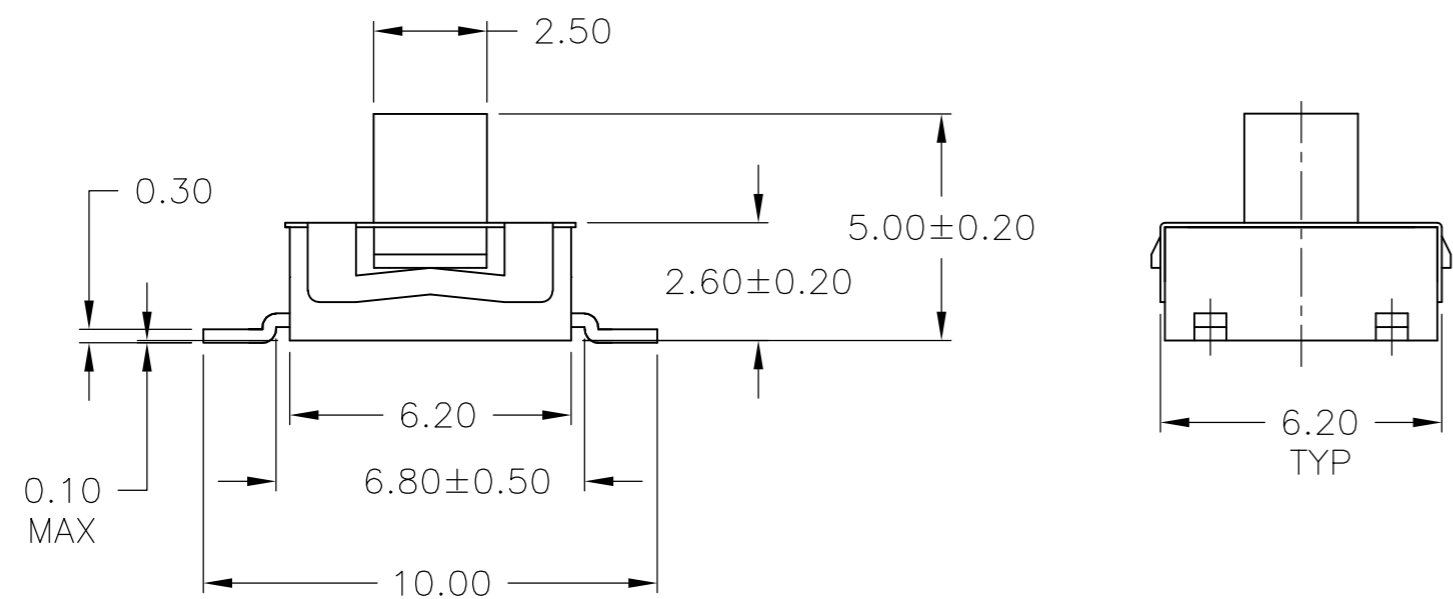
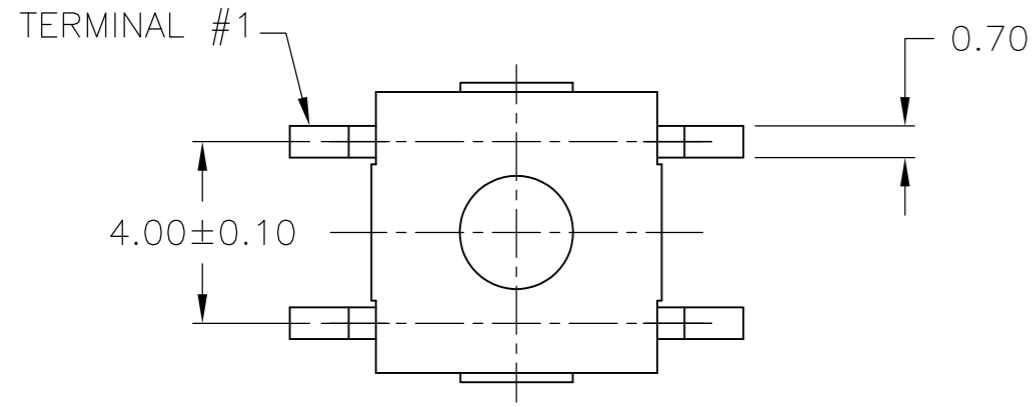


THIS DRAWING IS UNPUBLISHED. RELEASED FOR PUBLICATION  
 © COPYRIGHT - By - ALL RIGHTS RESERVED.

LOC		DIST		REVISIONS			
P	LTR	DESCRIPTION		DATE	DWN	APVD	
AD	00	F3	REVISED PER ECO-15-016663	23NOV2015	NK	RH	



RECOMMENDED PC BOARD LAYOUT

SPECIFICATIONS:

MATERIALS:

CASE, PPS, UL94V-0, BROWN  
 COVER, STAINLESS STEEL  
 ACTUATOR, SILICON RUBBER- WHITE/NATURAL  
 MOVING CONTACT, STAINLESS STEEL, PLATE-SILVER CLAD/NICKEL  
 FIXED CONTACT/TERMINAL, COPPER ALLOY, PLATE-SILVER/NICKEL

ELECTRICAL:

MAX CONTACT RATING: 50MILLIAMPS@24V DC  
 MIN CONTACT RATING: 10MICROAMPS@1V DC  
 INITIAL CONTACT RESISTANCE, 100 MILLIOHMS MAX, PER EIA-364-23B, EACH POSITION  
 INSULATION RESISTANCE, 100 MEGOHM MIN. PER EIA-364-21C EACH POSITION  
 DIELECTRIC STRENGTH, 250 V AC FOR 1 MINUTE, PER EIA-364-20B, CONDITION 1, EACH POSITION.  
 CONTACT BOUNCE, 10 MILLISECOND MAX, PER EIA 448-1B, METHOD 15

MECHANICAL:

ACTUATION FORCE, SEE TABLE  
 ACTUATION TRAVEL, .015"±.005", .050" MAX OVER TRAVEL  
 LIFE EXPECTANCY, SEE TABLE, VALUES GIVEN ARE MINIMUM, (2 CYCLES PER SECOND AND 150% ACTUATION FORCE), PER EIA-448 METHODS 8 AND 9  
 VIBRATION, PER EIA 364-28D, CONDITION VII, LEVEL E, DURATION 1.5 HOURS  
 MECHANICAL SHOCK, PER EIA-364-27C, CONDITION A

ENVIRONMENTAL:

OPERATING TEMPERATURE, -35 TO +85 DEGREES C  
 STORAGE TEMPERATURE, -35 TO +85 DEGREES C  
 HUMIDITY AND TEMPERATURE CYCLING PER EIA-364-31B, METHOD III  
 THERMAL SHOCK, PER EIA-364-32C, -35 TO +85 DEGREES C  
 SOLDERABILITY, PER EIA-364-52, CLASS 2, CATEGORY 1, TEMP, 245 DEGREES C MAX, TIME, 2.5 SECONDS MAX, 95% MINIMUM COVERAGE  
 RESISTANCE TO SOLDER HEAT, PER 109-201 COND B  
 NO CHANGE IN INITIAL ELECTRICAL AND MECHANICAL CHARACTERISTICS  
 SEALED PER EIA RS-448-2, METHOD 16, FLUXING- METHOD B,  
 SOLDERING TIME- METHOD 3, CLEANING- METHOD 3, SOLUTION 4  
 SWITCH WILL PASS EXTENDED LIFE COMPRESSION TEST (SIMULATING 10 YEARS COMPRESSED AT MAX TRAVEL), REFERENCE TE 109-1098 SPECIFICATION.  
 1 SECOND MAX RELEASE AFTER TEST

- ALL MATERIALS AND FINISHES SHALL COMPLY WITH EU DIRECTIVE 2002/95/EC OF 27JAN2003 (ROHS):

()-INDICATES MOMENTARY POSITION		
CIRCUIT CHARACTERISTICS		
CONTACT POSITION		CIRCUIT DIAGRAM
	(ON)	
OFF	1-3 2-4	

TAPE & REEL	5,000,000	160±50g	1571634-2
-	5,000,000	160±50g	1571634-1
PACKAGING	CYCLE LIFE	FORCE	PART NUMBER

THIS DRAWING IS A CONTROLLED DOCUMENT.		DWN R.BROWN 28JUL03		
DIMENSIONS: mm		CHK M.SERVER 28JUL03		
TOLERANCES UNLESS OTHERWISE SPECIFIED:		APVD M.SERVER -	NAME TACTICLE SWITCH 6X6 mm	
0 PLC ± -		PRODUCT SPEC -	LOW PROFILE, SURFACE MOUNT W/SOFT BUTTON	
1 PLC ± -		APPLICATION SPEC -	SIZE A2	CAGE CODE 00779
2 PLC ± 0.30		WEIGHT -	DRAWING NO C=1571634	RESTRICTED TO -
3 PLC ± -		CUSTOMER DRAWING	SCALE 6:1	SHEET 1 of 1
4 PLC ± -			REV F3	
ANGLES ± -				
FINISH SEE SPECIFICATIONS				

单击下面可查看定价，库存，交付和生命周期等信息

[>>TE Connectivity\(泰科\)](#)