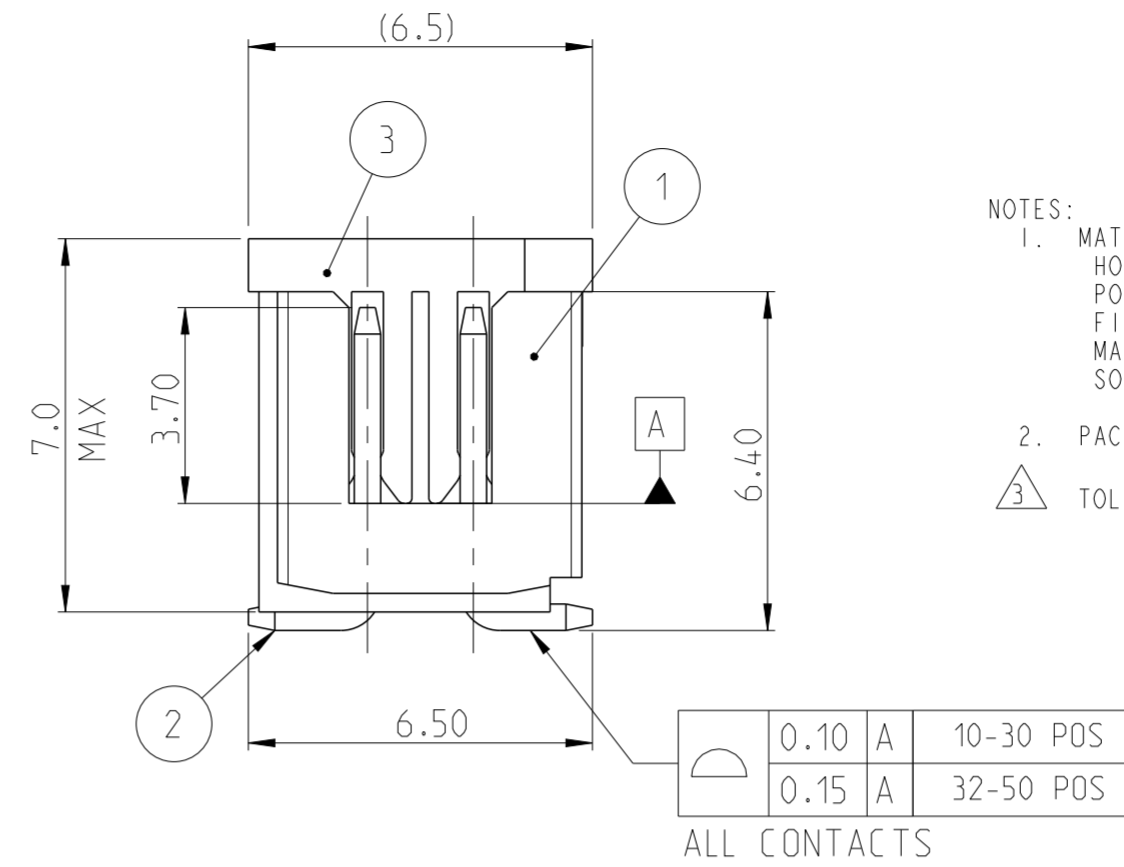
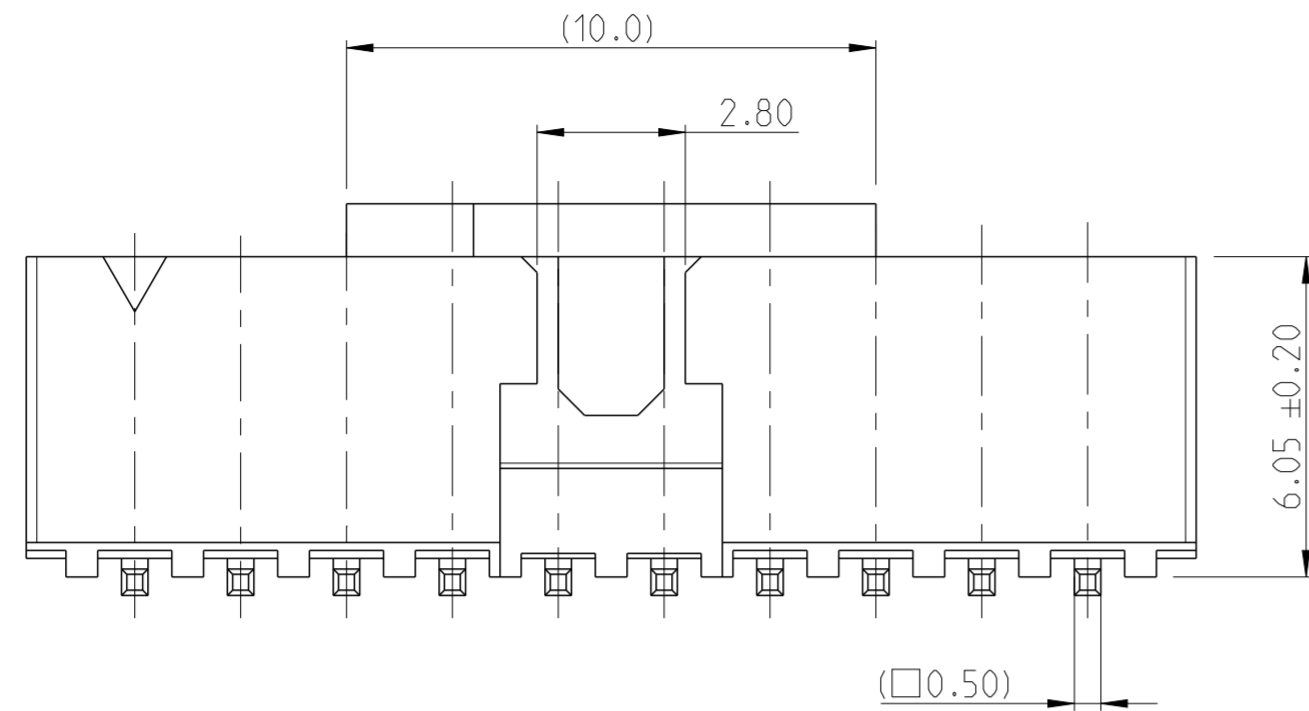
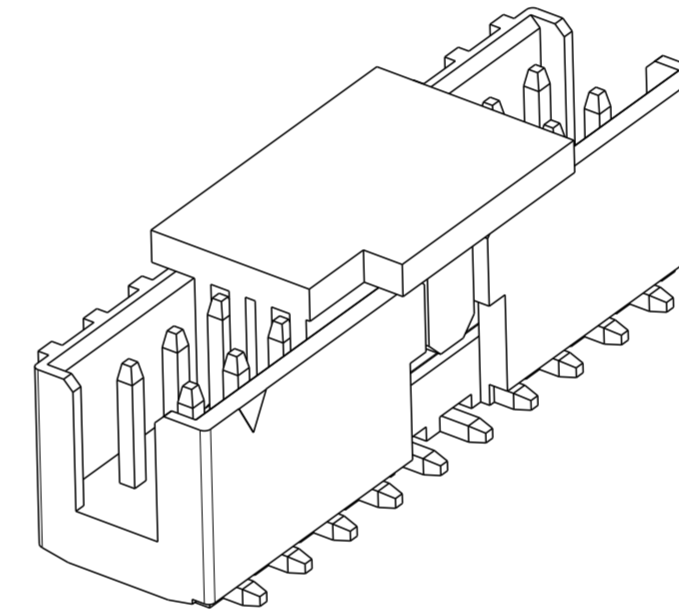
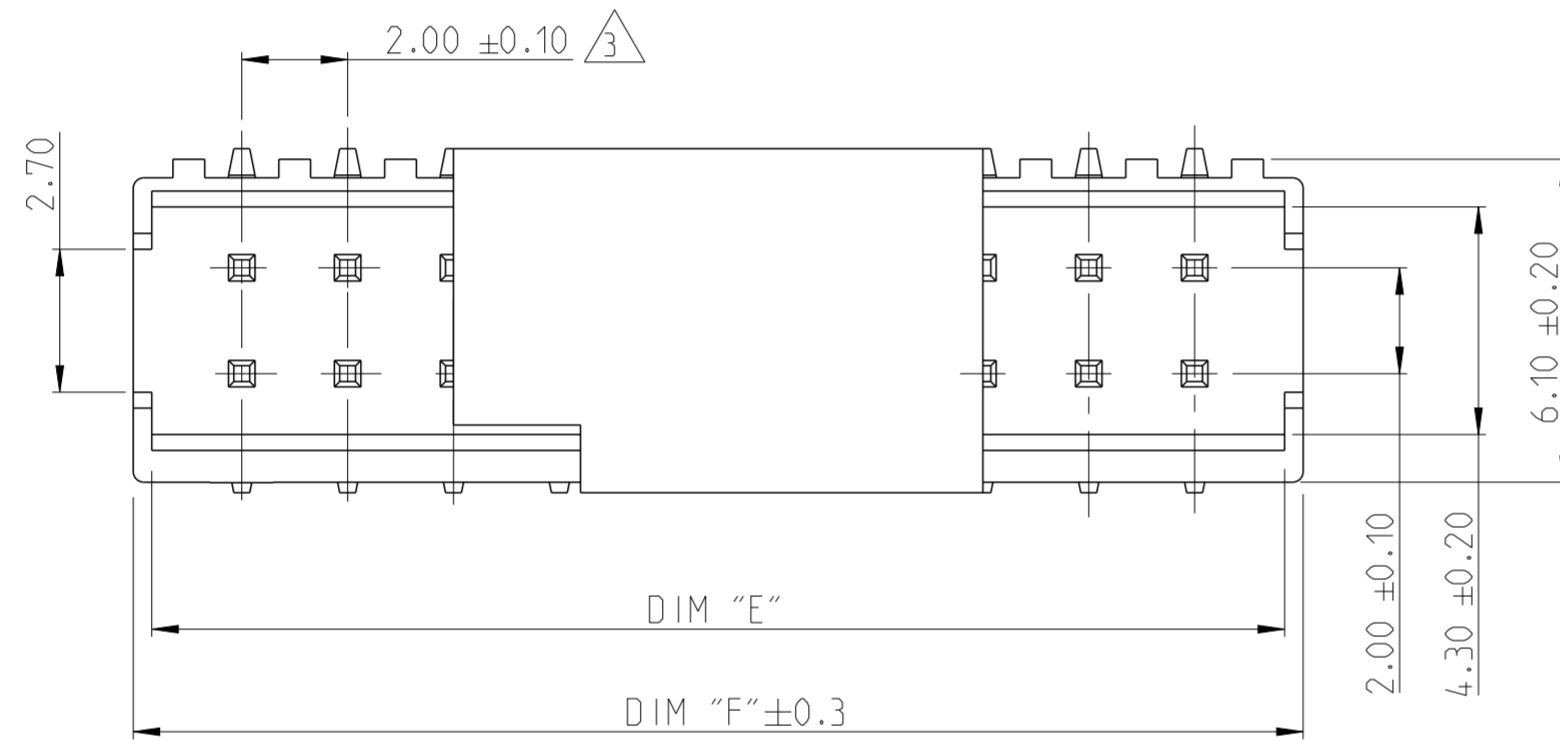


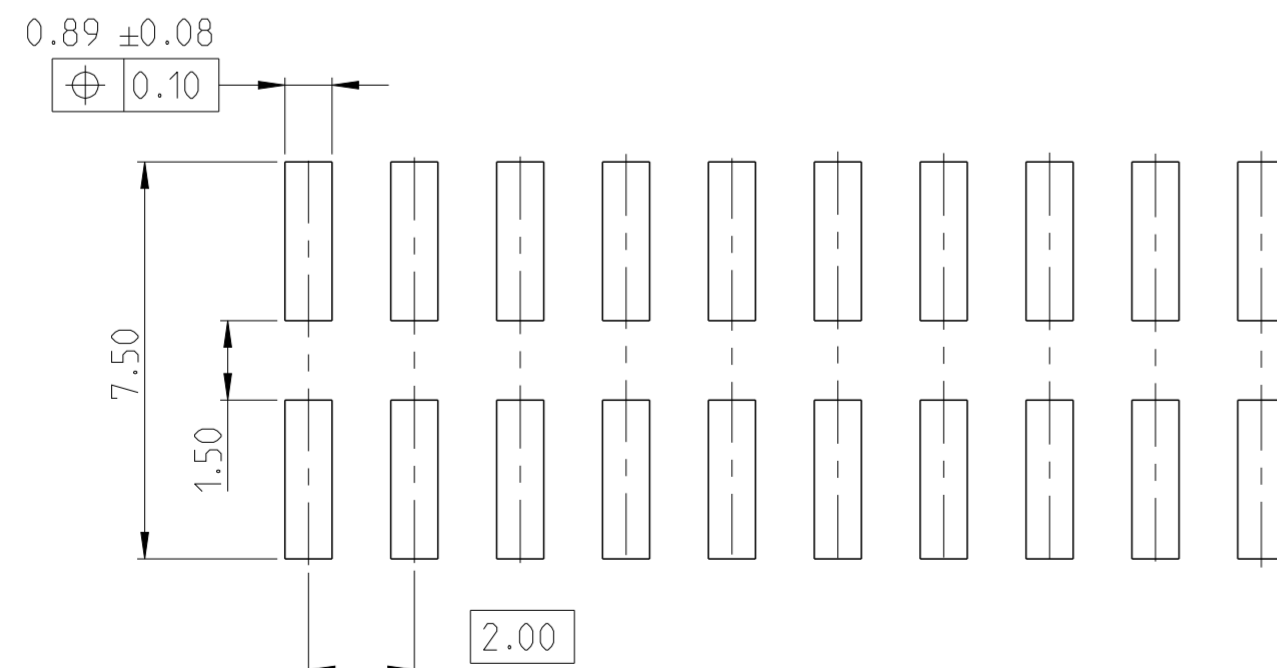
P	LTR	DESCRIPTION	DATE	DWN	APVD
A		RELEASE TO PRODUCTION	28NOV2019	AY	PS
A1		REMOVE POSITION 4, 6 AND 8	04JUN2020	AY	PS



- NOTES:
- MATERIAL
HOUSING & P&P CAP : HIGH TEMPERATURE THERMOPLASTIC, UL94-V0; COLOR- BLACK
POST : COPPER ALLOY
FINISH :
MATING SIDE: MIN. 0.38 μ m GOLD OVER NICKEL UNDER PLATING.
SOLDER SIDE: MIN. 2.0 μ m TIN OVER NICKEL UNDER PLATING.
 - PACKAGING: TAPE AND REEL (WITH PICK AND PLACE CAP)
- \triangle 3 TOLERANCE NOT CUMULATIVE.



2-2842279-0 AS SHOWN



RECOMMENDED PCB PATTERN

52.10	51.40	50	5-2842279-0
50.10	49.40	48	4-2842279-8
48.10	47.40	46	4-2842279-6
46.10	45.40	44	4-2842279-4
44.10	43.40	42	4-2842279-2
42.10	41.40	40	4-2842279-0
40.10	39.40	38	3-2842279-8
38.10	37.40	36	3-2842279-6
36.10	35.40	34	3-2842279-4
34.10	33.40	32	3-2842279-2
32.10	31.40	30	3-2842279-0
30.10	29.40	28	2-2842279-8
28.10	27.40	26	2-2842279-6
26.10	25.40	24	2-2842279-4
24.10	23.40	22	2-2842279-2
22.10	21.40	20	2-2842279-0
20.10	19.40	18	1-2842279-8
18.10	17.40	16	1-2842279-6
16.10	15.40	14	1-2842279-4
14.10	13.40	12	1-2842279-2
12.10	11.40	10	1-2842279-0
DIM "F"	DIM "E"	POS.	TE PN.

PICK AND PLACE CAP	3
CONTACT PIN	2
HOUSING	1
DESCRIPTION	ITEM NO.

THIS DRAWING IS A CONTROLLED DOCUMENT.		DWN 11NOV2019 ANKIT YADAV
DIMENSIONS: mm		CHK 25NOV2019 KARTHIK JK
TOLERANCES UNLESS OTHERWISE SPECIFIED:		APVD 27NOV2019 PRASHANTH S.
0 PLC ±	1 PLC ±	PRODUCT SPEC
2 PLC ±0.25	3 PLC ±	108-64040
4 PLC ±	ANGLES ±2°	APPLICATION SPEC
MATERIAL SEE NOTES	FINISH SEE NOTES	114-32259
		WEIGHT -
CUSTOMER DRAWING		SCALE 5:1

TE Connectivity		NAME	
		AMPMODU 2mm SHROUDED HEADER DUAL ROW, VERTICAL SMD, 0.38 Au,T/R, WITH PICK AND PLACE CAP	
SIZE	CAGE CODE	DRAWING NO	RESTRICTED TO
A2	00779	C-2842279	-
SHEET 1 OF 1		REV A1	

单击下面可查看定价，库存，交付和生命周期等信息

[>>TE Connectivity\(泰科\)](#)