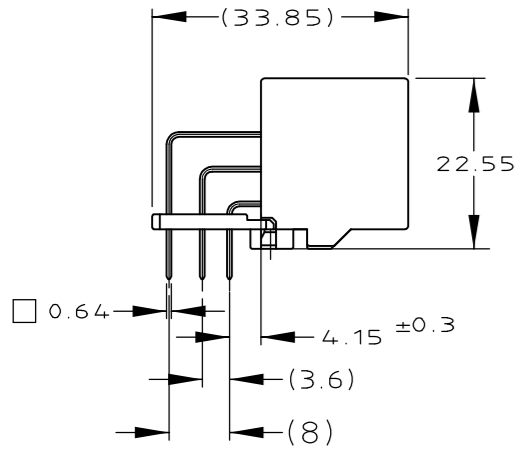
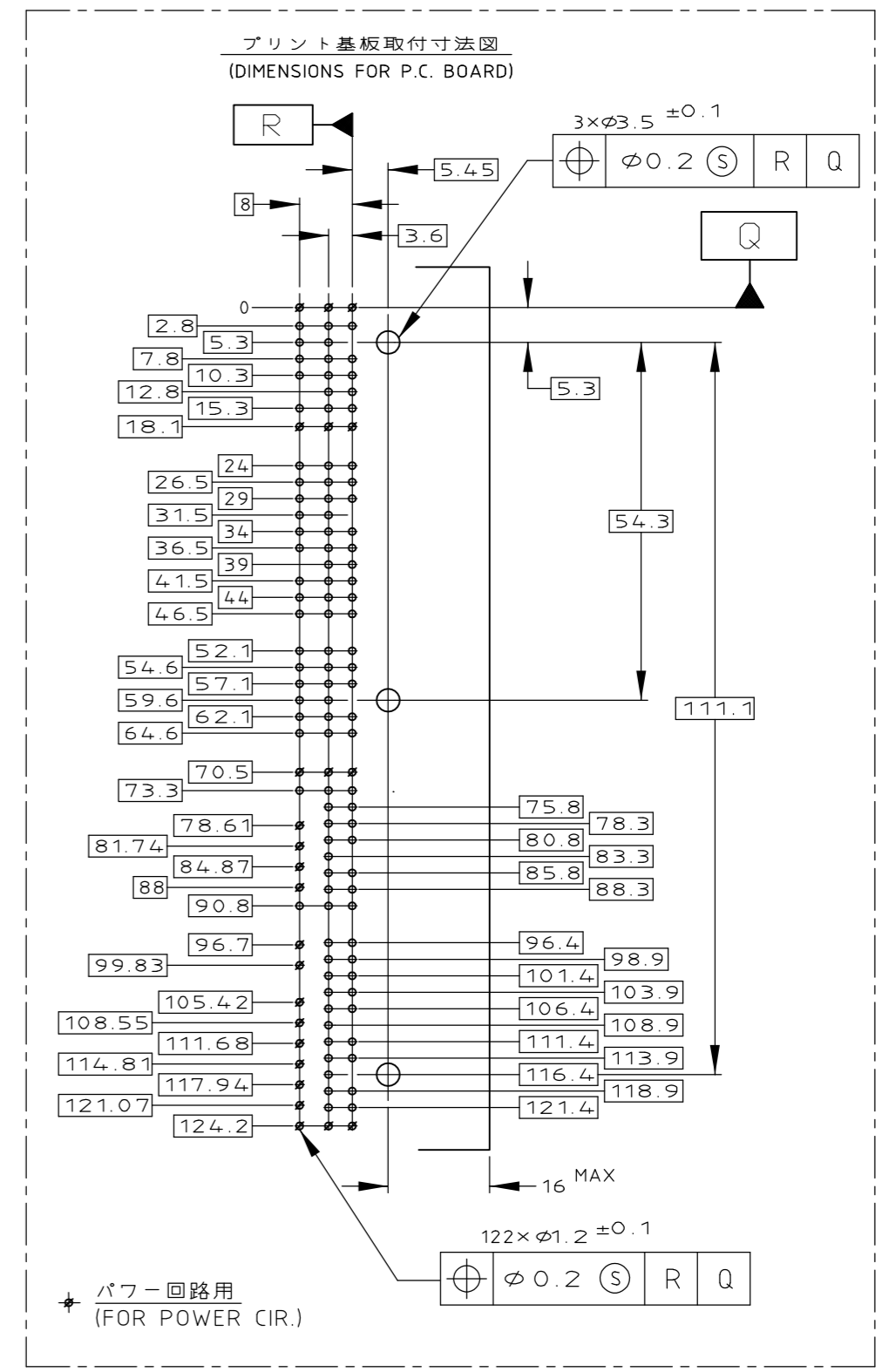
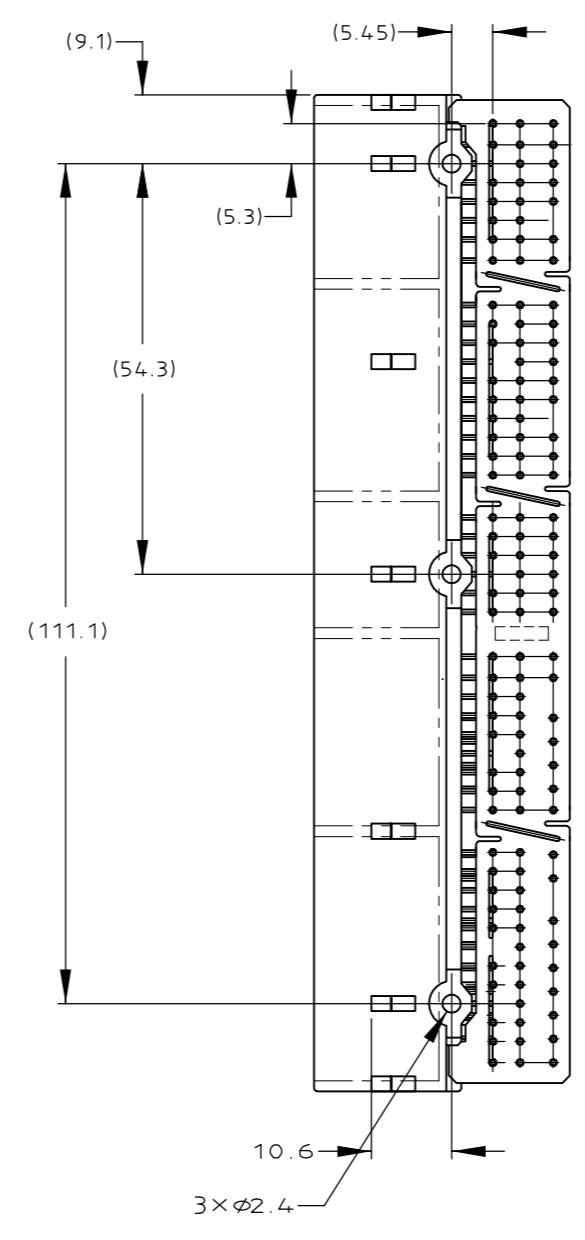
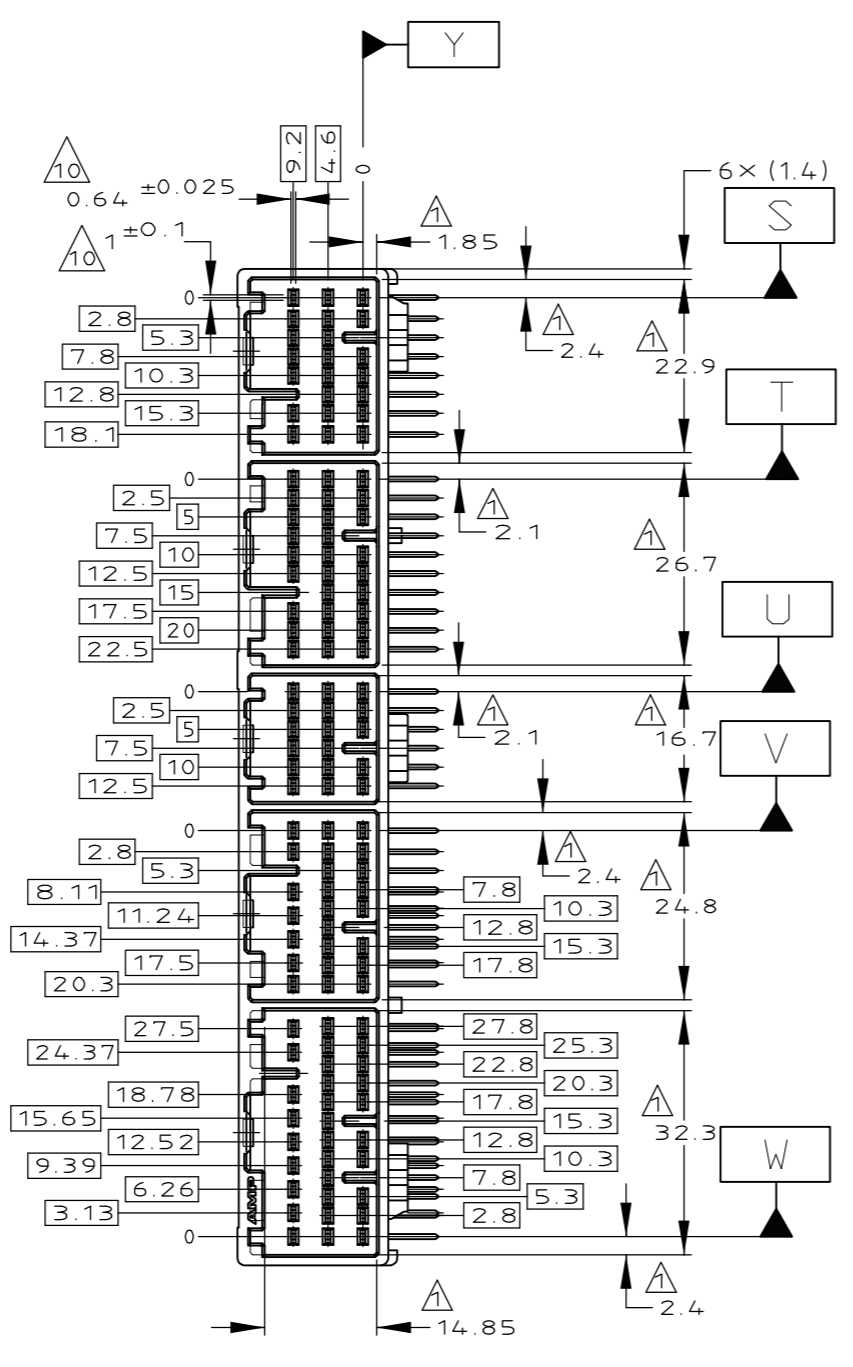
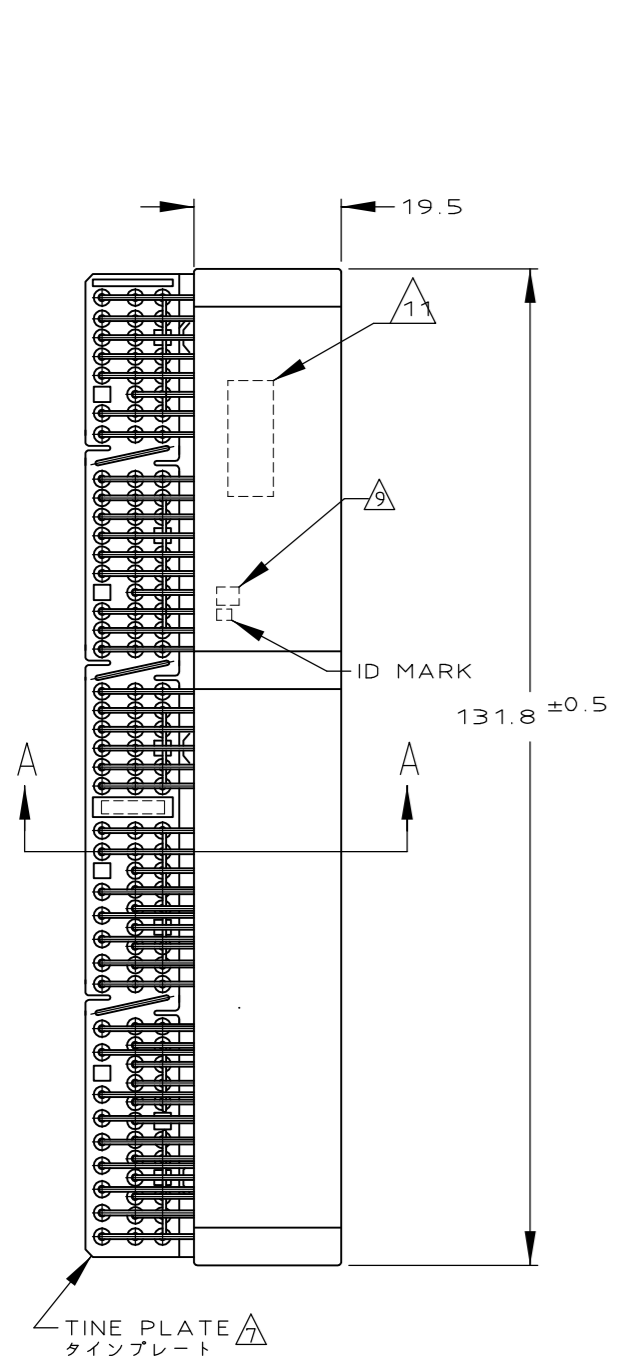
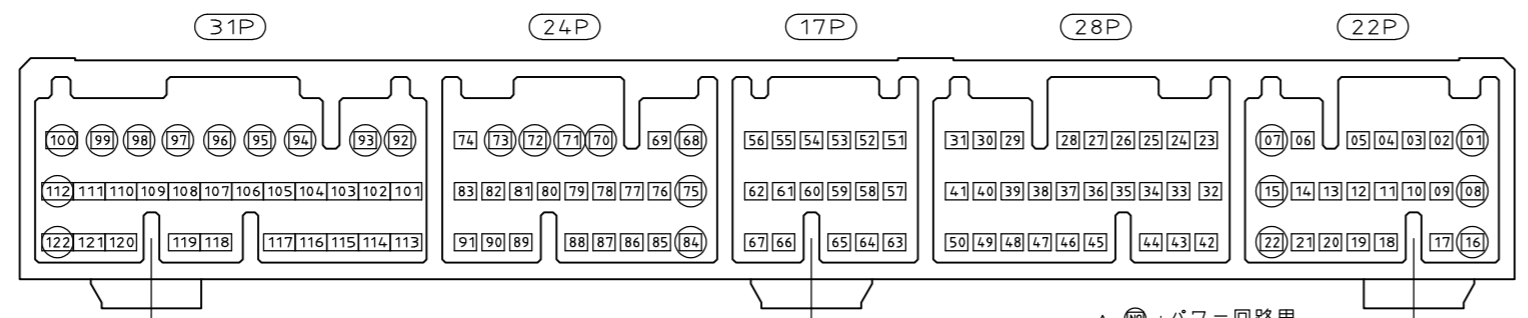
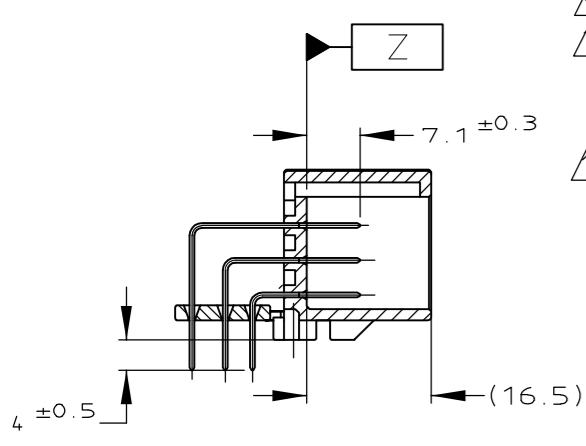


REVISIONS					
P	LTR	DESCRIPTION	DATE	DWN	APVD
K	REVISED	変更 ECR-19-004335	01APR2019	KF	TK



△ Z面より7.5mmの位置で測定
 △ パワ-回路 (24極); FIG 1参照
 △ 回路番号; FIG 1参照
 4. 嵌合相手ハウジング型番
 17P; 353027, 22P;353028, 24P;353029
 28P; 353030, 31P; 353031
 5. 推奨取付ねじ: JIS B1115、B1122タッピング
 ねじ、なべ2種、呼び径3、長さ6以下
 6. ねじ締付トルク: 0.392N・m MAX
 △ タインプレートの色は、自然色
 △ 外箱は段ボール箱仕様
 △ コンタクト仕上識別用マーク; 表参照
 △ 0.4φZ|Y|DTM、ただし、
 TOP OF POST
 3次DTMについては、[S]、[T]、[U]、[V]、[W]
 を各々のブロック毎に適用する
 △ 製造DATE CODEが印字される可能性がある。

△ MEASURED AT THE SECTION 7.5mm FROM Z.
 △ POWER CIRCUITS (24); SEE FIG 1
 △ CIRCUIT NUMBERS; SEE FIG 1
 4. PART NO OF PLUG HOUSINGS TO BE MATED
 17P; 353027, 22P;353028, 24P;353029
 28P; 353030, 31P; 353031
 5. RECOMMENDED SCREW: PAN-HEADED,
 TYPE 2 TAPPING SCREW
 OF 3DIA X 6LEN(MAX) (JIS B1115, B1122).
 6. FASTENING TORQUE FOR SCREW: 0.392N・m MAX.
 △ TINE PLATE COLOR; NATURAL
 △ OUTER PACKING; CARTON BOX
 △ MARKING FOR DISCERNMENT OF THE CONTACTS FINISH;
 SEE TABLE
 △ 0.4φZ|Y|DTM
 TOP OF POST
 TERTIARY DATUM, [S]、[T]、[U]、[V]、[W] OF EACH BLOCK
 TO BE POSSIBLE TO MARK MANUFACTURING DATE
 CODE LOCATED APPROXIMATELY AS SHOWN.



△ FIG 1 CIRCUIT NUMBERS △ パワ-回路用 (FOR POWER CIRCUIT)

108-5529	58	WHITE	SELECTIVE-TIN (MATTE)	SELECTIVE GOLD × 122	1~122	BLACK	5353015-2
SEE 2-5353015-1 (2-5353015-1参照)							9-5353015-1
108-5529	58	(無色) COLORLESS	SELECTIVE-TIN (MATTE)	SELECTIVE GOLD × 122	1~122	NATURAL	8-5353015-1
108-5529	52	BLACK	SELECTIVE-TIN (MATTE)	SELECTIVE GOLD × 62 SELECTIVE TIN(BRIGHT) × 60	4-6,10-14,17-21,30,32,36,40,41, 43-45,47,49,50,54,55,60,61,65,67 69,76-83,85-91,101-109,113-119	NATURAL	2-5353015-1
108-5673	10	(無色) COLORLESS	SELECTIVE-TIN (MATTE)	SELECTIVE GOLD × 122	1~122	BLACK	353015-4
108-5673	11	(無色) COLORLESS	SELECTIVE-TIN (MATTE)	SELECTIVE TIN(BRIGHT) × 122	-	NATURAL	353015-3
PRODUCT SPEC	記号 SYM	色 COLOR	半田付け部 SOLDERING SIDE	接触部側 CONTACT SIDE	金めっき回路NO. AU CIRCUIT NO.		型番 (PART NO)
製品規格	△ マーキング MARKING		コンタクト仕上 FINISH OF TAB		△		

THIS DRAWING IS A CONTROLLED DOCUMENT.

DIMENSIONS: mm

TOLERANCES UNLESS OTHERWISE SPECIFIED: 一般公差 ±0.3

0 PLC ±
1 PLC ±
2 PLC ±
3 PLC ±
4 PLC ±

FINISH SEE TABLE

ANGLE ANGLES ± 3°

MATERIAL PBT,COPPER ALLOY

APV DWN N.YASUDA 25DECOO
CHK N.SAI 25DECOO
APVD N.SAI 25DECOO

NAME O40 III HIGH DENSITY CONNECTOR 122P CAP HOUSING ASSY

SIZE A2 CAGE CODE 00779 DRAWING NO C=353015

WEIGHT 40.91 g

RESTRICTED TO

SCALE 1:1 SHEET 1 OF 1 REV K

单击下面可查看定价，库存，交付和生命周期等信息

[>>TE Connectivity\(泰科\)](#)