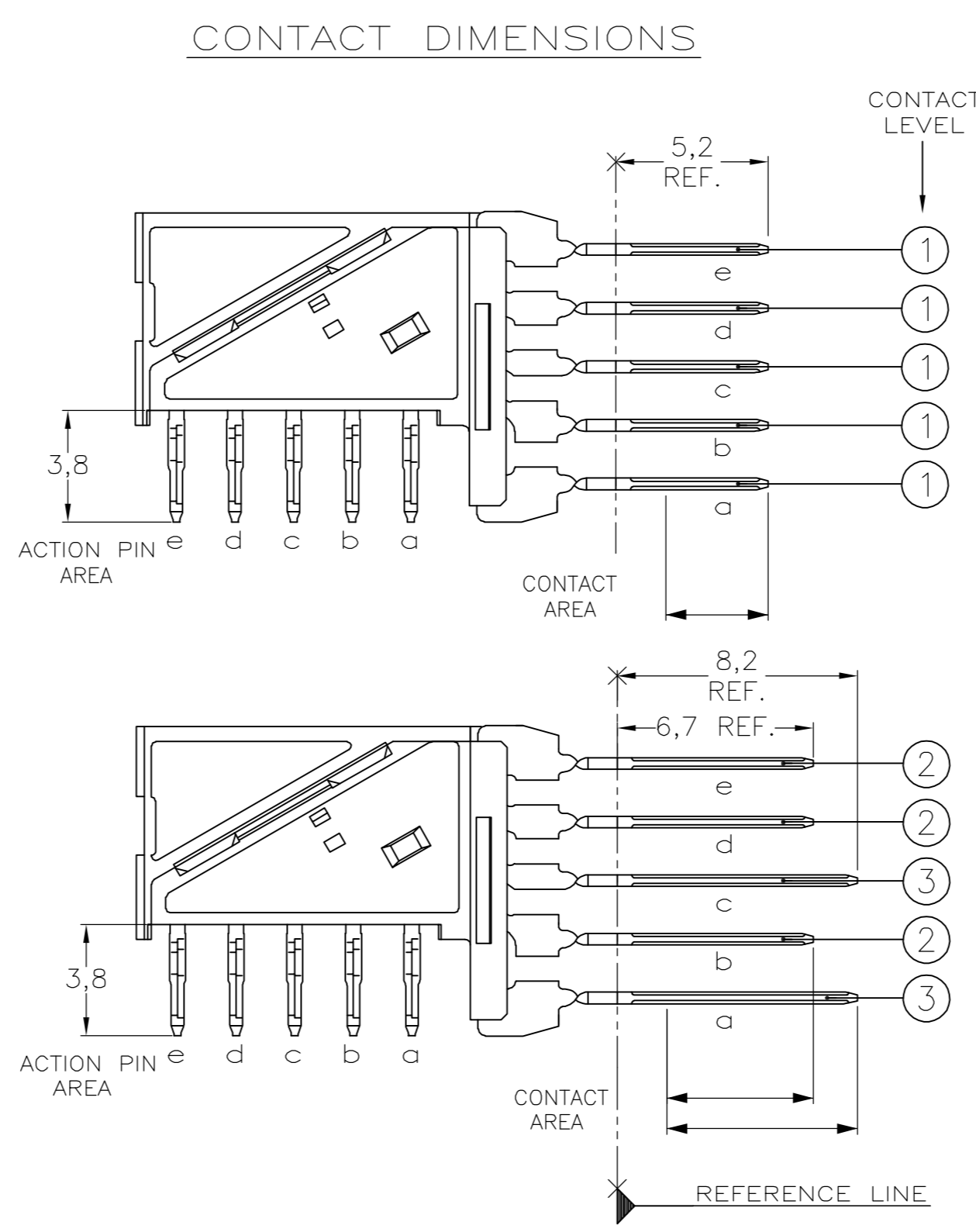
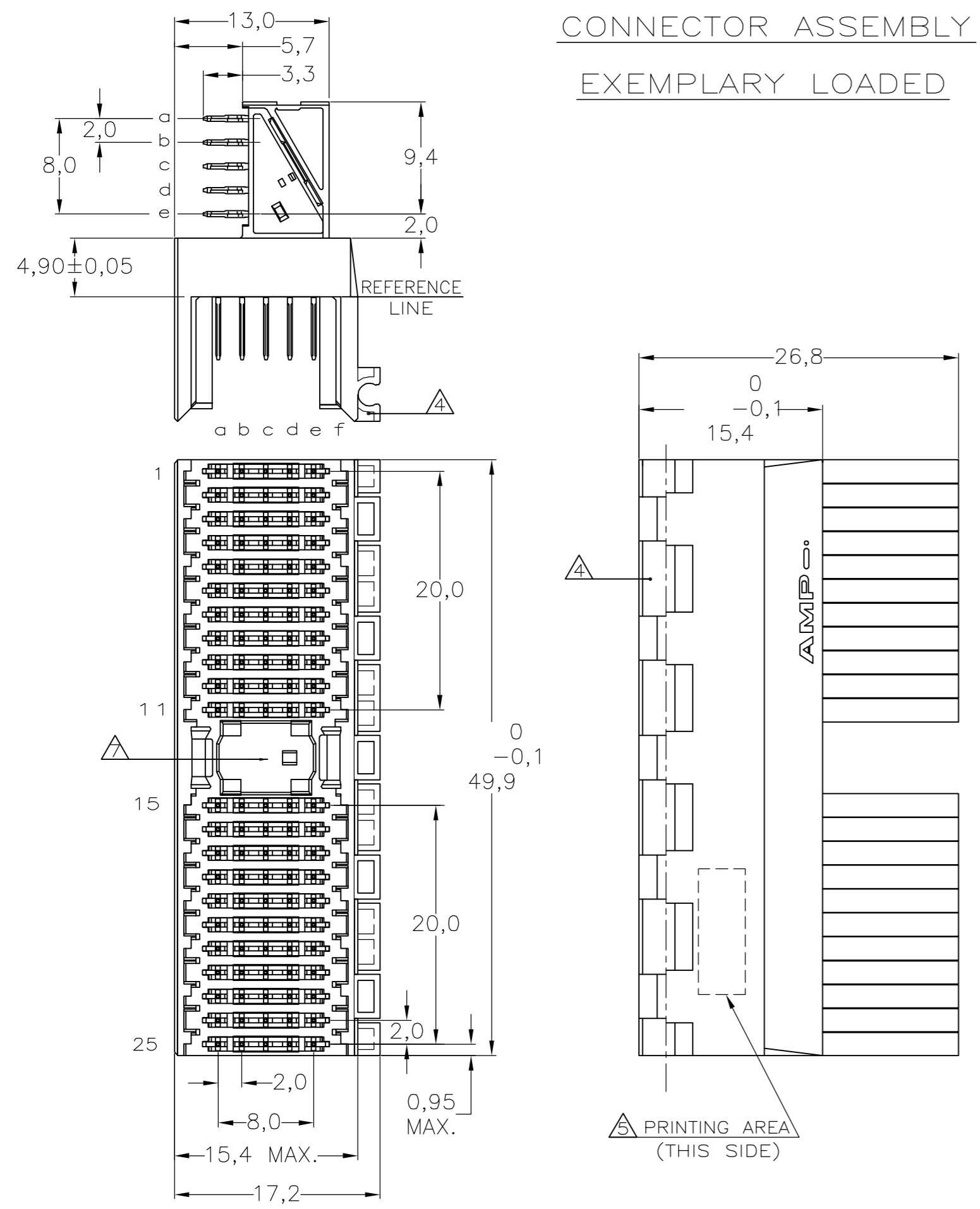
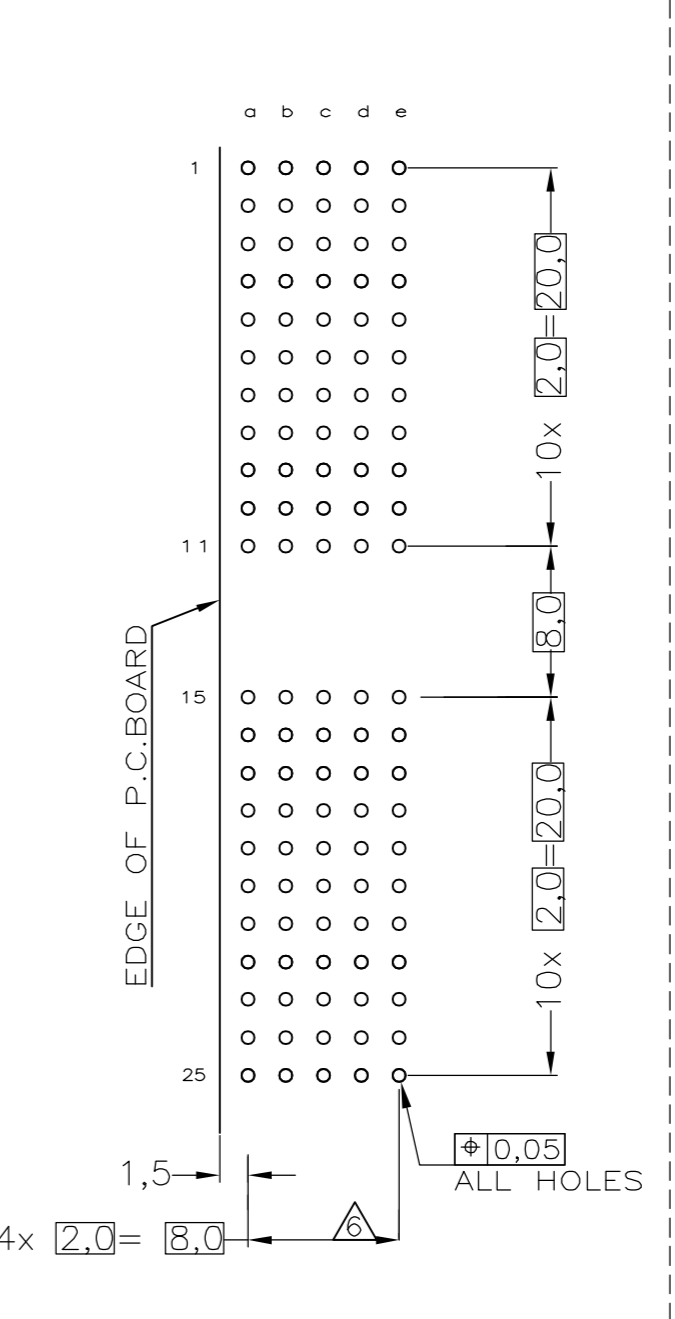


THIS DRAWING IS UNPUBLISHED. RELEASED FOR PUBLICATION
 © COPYRIGHT BY TYCO ELECTRONICS CORPORATION. ALL RIGHTS RESERVED.

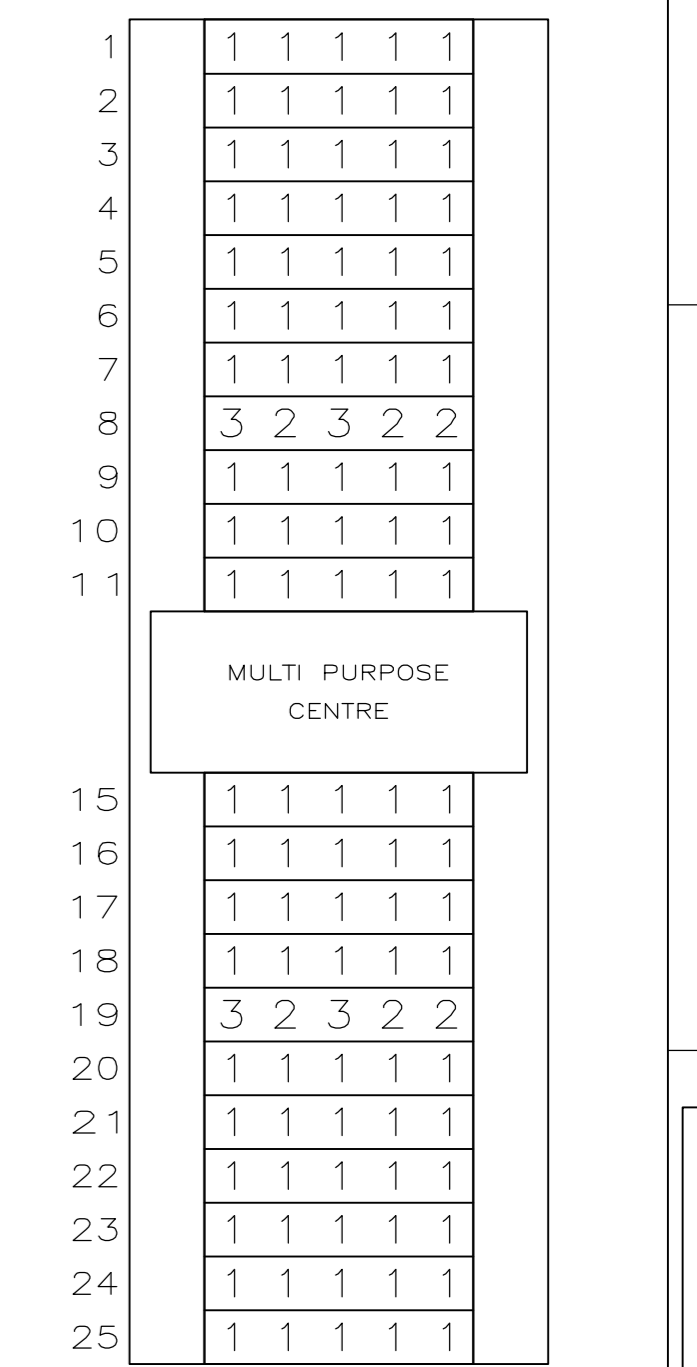


Loc	DIST	REVISIONS			
P	LTR	DESCRIPTION	DATE	DWN	APVD
J		EHC0-0195-04	06-07-04	DvdB	BM
K		EH10-0680-05	06-06-05	BSV	BM
K1		ECR-06-002635	07-02-06	BSV	BM

RECOMMENDED PCB-HOLE LAY-OUT
 COMPONENT SIDE SHOWN



CONTACT LAYOUT



P.C.B. HOLE DIM. ACTION PIN
 FOR DETAILS SEE APPLICATION SPECIFICATION

- NOTES:**
- 1 MATERIAL HOUSING : GREY GLASSFILLED POLYESTER
UL-RATING V0
 - 2 CONTACT : PHOSPHORBRONZE
 - 3 GENERAL PLATING SPECIFICATION: UNDERPLATING (ENTIRE CONTACT):
1,27µm NICKEL MIN. AND ACTION PIN: 0,5µm TIN-LEAD MIN.
FOR PLATING OF MATING SURFACES SEE APPLICABLE SPECIFICATION
REFERENCE FOR EACH DASH NUMBER.
 - 4 CONFORMS TO ALL TESTING ACCORDING IEC 61076-4-101
PERFORMANCE LEVEL 2.
 - 5 CONNECTOR ASSEMBLY WITH LATCH HINGE FOR CABLE CONNECTOR.
 - 6 CONNECTOR PRINTED WITH PARTNUMBER AND DATECODE
 - 7 PLATED-THROUGH HOLES AT 2x2mm SQUARE GRID.
 - 8 AREA FOR KEYING PART (BASIC PART NUMBER 100525).

2 3	1	1-106430-1	4
2 3	1	106430-1	
CONTACT FINISH	MATERIAL	PART NUMBER	

THIS DRAWING IS A CONTROLLED DOCUMENT.		DWN 15DEC97 L.V.D.HEIJDEN	Tyco Electronics Corporation s-Hertogenbosch, Netherlands,	
DIMENSIONS: MM		CHK 15DEC97 D.TRUREN	NAME	
TOLERANCES UNLESS OTHERWISE SPECIFIED:		APVD - F.v.KONINGSBRUGGE	PRODUCT SPEC	
0 PLC ± - 1 PLC ± - 2 PLC ± - 3 PLC ± - 4 PLC ± - ANGLES ± - FINISH -		APPLICATION SPEC 114-19029	Z-PACK 2MM HM TYPE A 110 POS. RIGHT ANGLE MALE CONNECTOR ASSEMBLY	
MATERIAL		WEIGHT -	SIZE A2	CAGE CODE 00779
		CUSTOMER DRAWING	DRAWING NO. C=106430	RESTRICTED TO -
		SCALE NTS	SHEET 1 OF 1	REV K1

单击下面可查看定价，库存，交付和生命周期等信息

[>>TE Connectivity\(泰科\)](#)