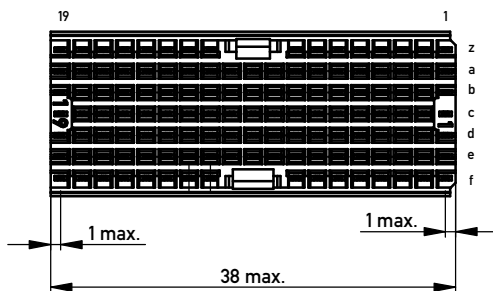
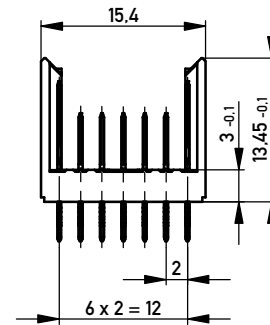
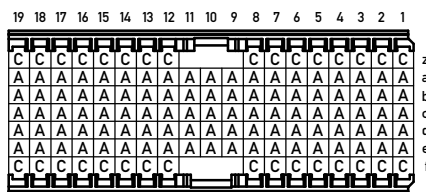


EN Zone für durchkontaktierte Löcher $\varnothing 0,6 \pm 0,05$
compliant zone for thru hole $\varnothing 0,6 \pm 0,05$

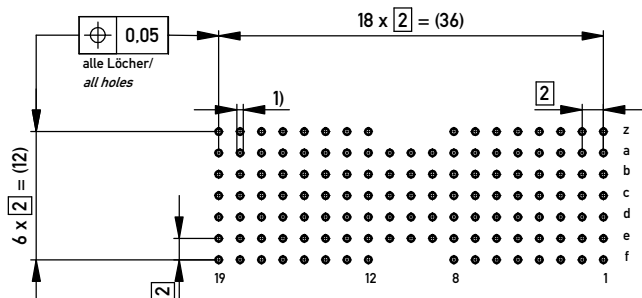
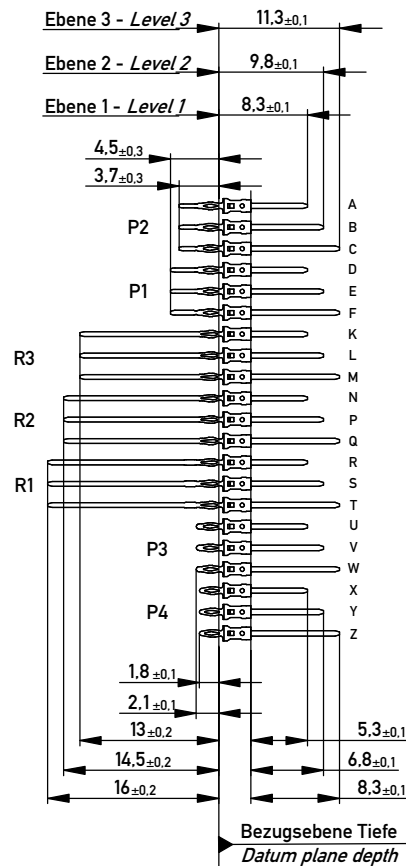


Bestückungsplan - contact layout



Lochbild für Leiterplatte (Bestückungsseite)

board hole pattern (component mounting side)



1) $\varnothing 0,6 \pm 0,05$ Durchmesser des metallisierten Loches
 $\varnothing 0,6 \pm 0,05$ Diameter of finished plated-through hole

Schichtaufbau im metallisierten Loch siehe Zeichnung 164062 Nr.1
Metal plating of plated-through hole according to 164062 No.1

Fehlende Maße und Angaben nach IEC 61076-4-101
Missing information and dimensions per IEC 61076-4-101

Copyright by ERNI Production GmbH & Co. KG Proprietary notice pursuant to ISO 16063 to be observed.	Information: P2 Level 1.3 siehe Bestückungsplan / see contact layout Anforderungsstufe 2 / class 2	Tolerances All Dimensions in mm	Scale 2:1
	All rights reserved. Only for Information. To ensure that this is the latest version of this drawing, please contact one of the ERNI companies before using.	Subject to modification without prior notice. Drawing will not be updated.	Designation ERmet Messerleiste AB 19 ERmet Male Wide Type AB 19
Index	www.ERNI.com	223208	
Class ERMAB19		I A3	

单击下面可查看定价，库存，交付和生命周期等信息

[>>TE Connectivity\(泰科\)](#)