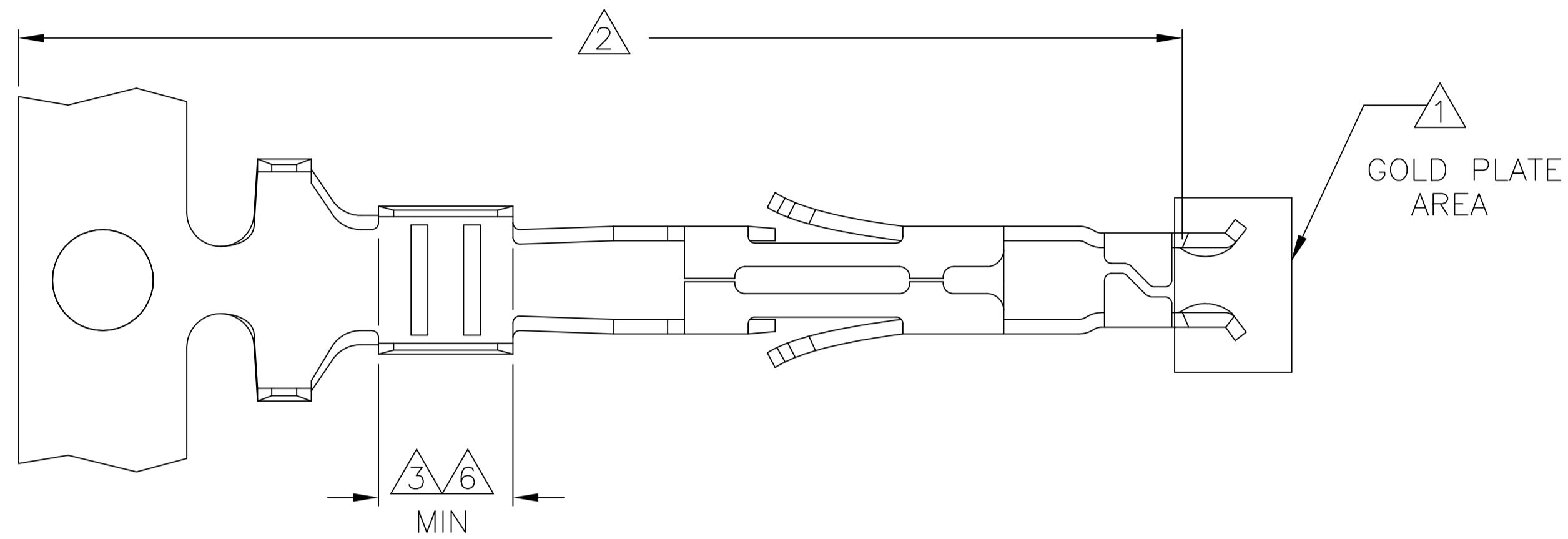
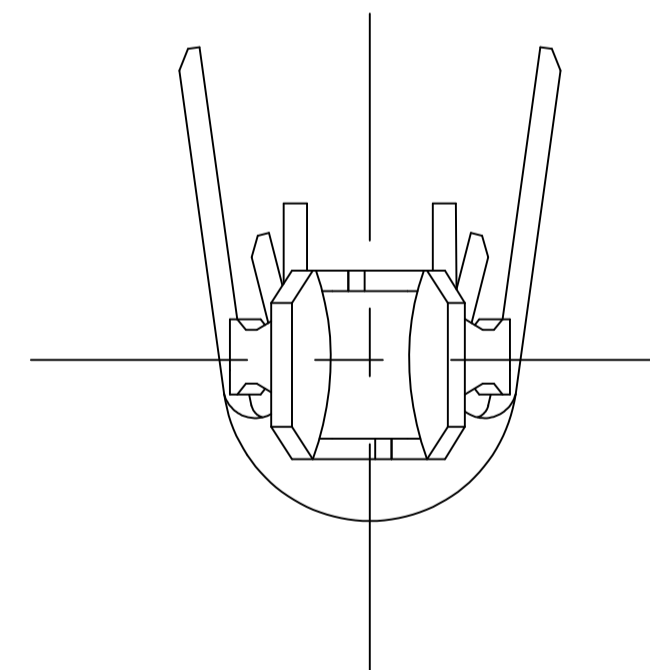
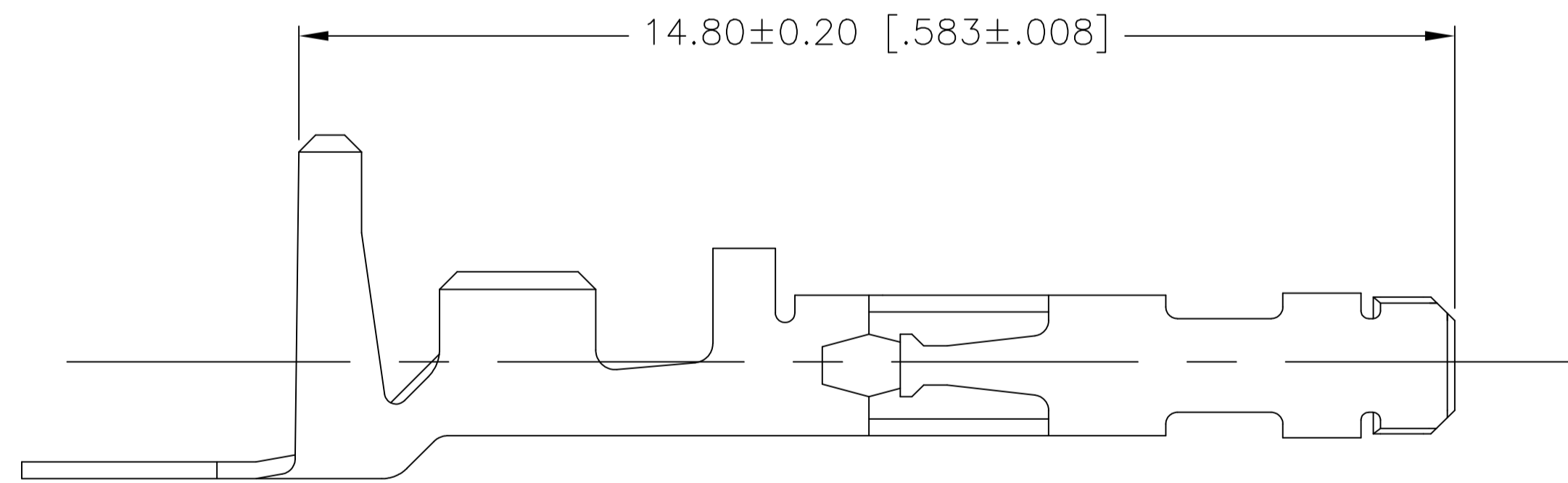


THIS DRAWING IS UNPUBLISHED. RELEASED FOR PUBLICATION
 © COPYRIGHT - TE Connectivity Ltd. ALL RIGHTS RESERVED.

REVISIONS					
P	LTR	DESCRIPTION	DATE	DWN	APVD
B		REVISED PER ECO-18-012589	13AUG2018	TZ	DZ



- ① FINISH: 0.76μm MIN GOLD OVER 1.27μm MIN NICKEL REQUIRED ON INNER SURFACE, PERMITTED ON OUTER SURFACE.
- ② FINISH: NICKEL BASE PLATE ON ALL SURFACES IN THIS AREA.
- ③ FINISH: 2.54μm MIN TIN-LEAD ON ALL SURFACES IN THIS AREA.
- 4. WIRE RANGE: 0.30-0.87mm² [.012-.034in²] (22-18 AWG).
- 5. INSULATION RANGE: ø1.50-2.40 [ø.059-.094]
- ⑥ FINISH: 2.54μm MIN TIN ON ALL SURFACES IN THIS AREA.



PRELIMINARY - NOT FOR PRODUCTION	LEAD-FREE	①②③⑥	0.22 [.009] PH BRZ	1586405-3
	TIN-LEAD	①②③⑥	0.22 [.009] PH BRZ	1586405-2
	FINISH		MATERIAL	PART NUMBER

THIS DRAWING IS A CONTROLLED DOCUMENT.		DWN K. WHITAKER 16MAR04	TE Connectivity Ltd.	
DIMENSIONS: mm [INCHES]		CHK D. COLEY 16MAR04		
TOLERANCES UNLESS OTHERWISE SPECIFIED:		APVD D. COLEY 16MAR04	NAME CONTACT, SOCKET, AMP-DUAC™ POWER CONNECTOR	
0 PLC ± 1 PLC ± 2 PLC ± 0.10 [.004] 3 PLC ± 4 PLC ± ANGLES ± 0° 30' FINISH SEE TABLE		PRODUCT SPEC 108-1646	SIZE A2	CAGE CODE 00779
MATERIAL SEE TABLE		APPLICATION SPEC 114-6067	DRAWING NO C=1586405	RESTRICTED TO -
		WEIGHT 0.000000	SCALE 10:1	SHEET 1 of 1
		CUSTOMER DRAWING	REV B	

1586405

单击下面可查看定价，库存，交付和生命周期等信息

[>>TE Connectivity\(泰科\)](#)