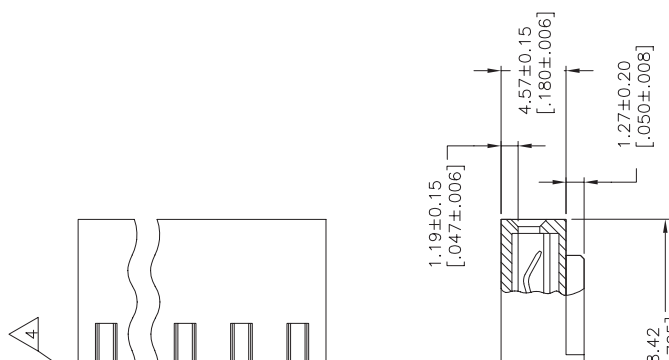
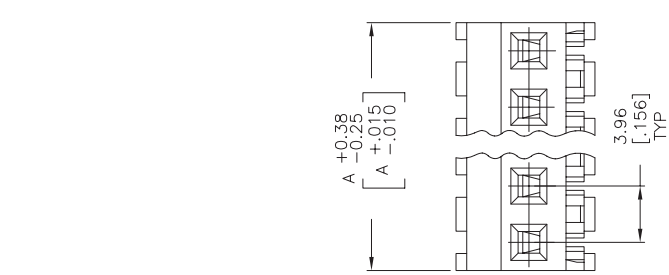


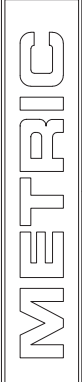
THIS DRAWING IS UNPUBLISHED.		RELEASED FOR PUBLICATION		REVISONS		DATE		DWG		APPD	
© COPYRIGHT		BY TYCO ELECTRONICS CORPORATION.		ALL RIGHTS RESERVED.		ECO-07-012876		J		15/JUN/07	
LOC	DIST	P	LINK	DESCRIPTION		DATE		DWG		APPD	
CM	00	J						KW		DB	

95.10	[3.744]	24	5-641236-4
91.14	[3.588]	23	5-641236-3
87.17	[3.432]	22	5-641236-2
83.21	[3.276]	21	5-641236-1
79.25	[3.120]	20	5-641236-0
75.29	[2.964]	19	4-641236-9
71.32	[2.808]	18	4-641236-8
67.36	[2.652]	17	4-641236-7
63.40	[2.496]	16	4-641236-6
59.44	[2.340]	15	4-641236-5
55.47	[2.184]	14	4-641236-4
51.51	[2.028]	13	4-641236-3
47.55	[1.872]	12	4-641236-2
43.59	[1.716]	11	4-641236-1
39.62	[1.560]	10	4-641236-0
35.66	[1.404]	9	3-641236-9
31.70	[1.248]	8	3-641236-8
27.74	[1.092]	7	3-641236-7
23.77	[.936]	6	3-641236-6
19.81	[.780]	5	3-641236-5
15.85	[.624]	4	3-641236-4
11.89	[.468]	3	3-641236-3
7.92	[.312]	2	3-641236-2
95.10	[3.744]	24	2-641236-4
91.14	[3.588]	23	2-641236-3
87.17	[3.432]	22	2-641236-2
83.21	[3.276]	21	2-641236-1
79.25	[3.120]	20	2-641236-0
75.29	[2.964]	19	1-641236-9
71.32	[2.808]	18	1-641236-8
67.36	[2.652]	17	1-641236-7
63.40	[2.496]	16	1-641236-6
59.44	[2.340]	15	1-641236-5
55.47	[2.184]	14	1-641236-4
51.51	[2.028]	13	1-641236-3
47.55	[1.872]	12	1-641236-2
43.59	[1.716]	11	1-641236-1
39.62	[1.560]	10	1-641236-0
35.66	[1.404]	9	641236-9
31.70	[1.248]	8	641236-8
27.74	[1.092]	7	641236-7
23.77	[.936]	6	641236-6
19.81	[.780]	5	641236-5
15.85	[.624]	4	641236-4
11.89	[.468]	3	641236-3
7.92	[.312]	2	641236-2

DIM A		NO OF CIRCUITS		PART NO	
B. LEWIS		12 MAR 96		Tyco Electronics Corporation	
C. SWING		12 MAR 96		Harrisburg, Pa 17105-3608	
D. CLARK		12 MAR 96		MTA-156 CONNECTOR ASSEMBLY,	
PRODUCT SPEC		108-1051		2.6 AWG, STANDARD	
APPLICATION SPEC		114-1020		RESTRICTED TO	
WEIGHT		-		A2 00779 641236	
CUSTOMER DRAWING		SCALE 4:1		SHEET 1 OF 1	



1. MATERIAL: CONNECTOR - NYLON UL94V-2 (BLUE).  
 CONTACTS - 0.30[.012] THICK COPPER ALLOY  
 0.00076 [.00030] GOLD IN CONTACT  
 AREA WITH BRIGHT TIN-LEAD FOR  
 641236-2 THRU 2-641236-4,  
 MATTE WHISKER MITIGATED TIN FOR  
 3-641236-2 THRU 5-641236-4 OVER  
 NICKEL UNDERPLATE
2. CONTACTS ACCEPT 26 AWG WIRE WITH 2.41[.095] MAX  
 INSULATION DIAMETER.
3. CONTACTS MUST ACCEPT 1.14±0.03[.045±.001] SQUARE  
 POST AND REMAIN LOCKED IN POSITION.
4. IDENTIFICATION NUMBER FOR LAST CIRCUIT MAY  
 NOT APPEAR ON ALL ASSEMBLIES.
5. DIMENSIONS IN BRACKETS ARE IN INCHES.
6. HOUSING FEATURES ARE: FEED-THRU WITHOUT  
 LOCKING RAMP.



单击下面可查看定价，库存，交付和生命周期等信息

[>>TE Connectivity\(泰科\)](#)