THIS DRAWING IS UNPUBLISHED. RELEASED FOR PUBLICATION -,- .
© COPYRIGHT - By - ALL RIGHTS RESERVED.

LOC	DIST
AD	47

REVISIONS

P	LTR	DESCRIPTION	DATE	DWN	APVD
	C	REVISED PER ECR-15-011717	16MAR2016	FL	SY

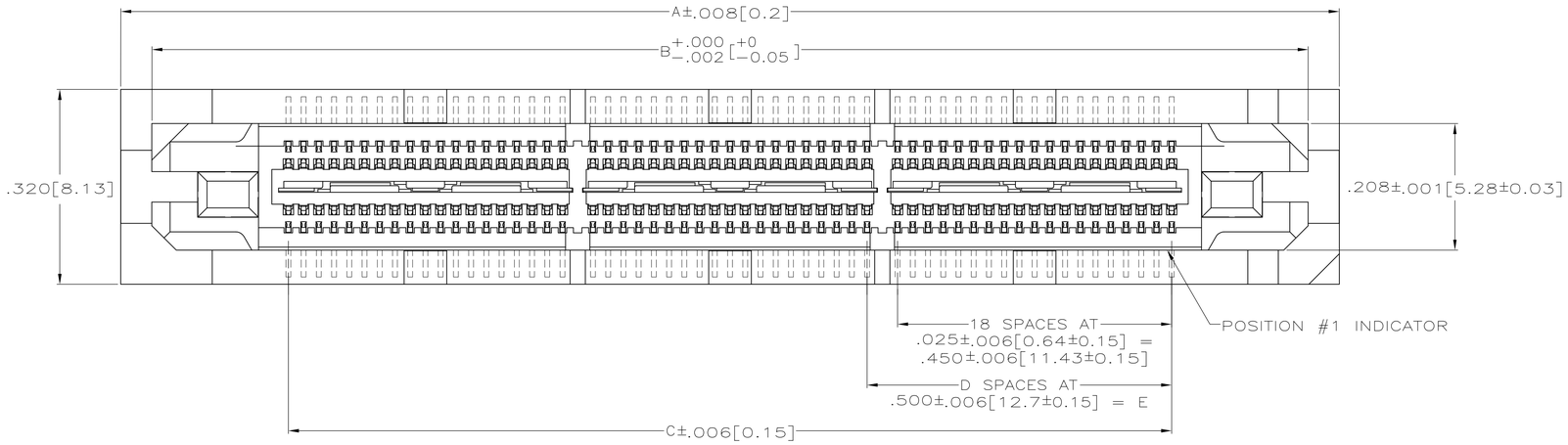

1. HOUSINGS: LIQUID CRYSTAL POLYMER, COLOR BLACK. CONTACTS: HIGH RELIABILITY COPPER ALLOY. GROUND BUSSES: BRASS,UNS C26000
2. CONTACTS & GROUND BUSES: NICKEL UNDERPLATE ALL OVER, MATING SURFACE PLATED TO MEET LEVEL 1 PERFORMANCE REQUIREMENTS OF TE CONNECTIVITY PRODUCT SPECIFICATION 108-1422, SOLDER TAILS PLATED MATTE TIN.
3. DATE CODE MARKED IN AREA INDICATED ON SAME SIDE AS POSITION #1.
4. ONE GROUND BUS WITH 5 TAILS PER EACH MODULE.
5. THIS ASSEMBLY HAS A VACUUM PICK-UP COVER PLACED ON CENTER OF HOUSING AND IS PACKAGED IN EXTRUDED TUBES.

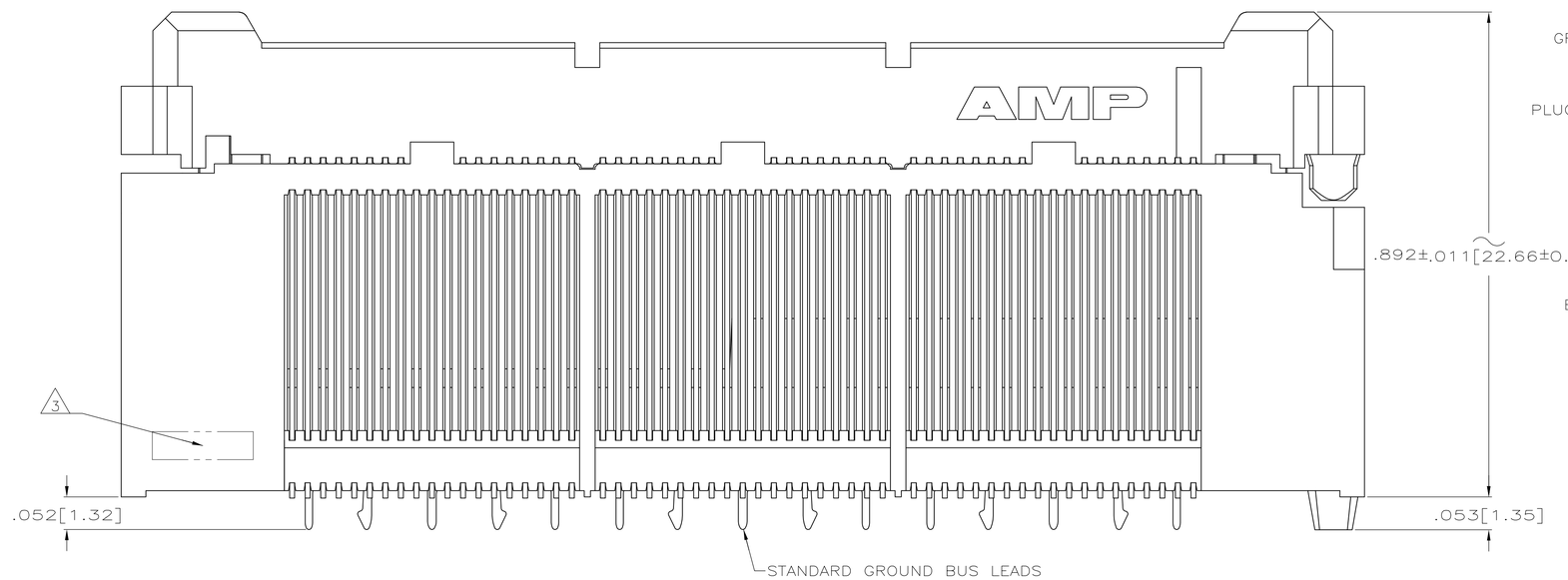

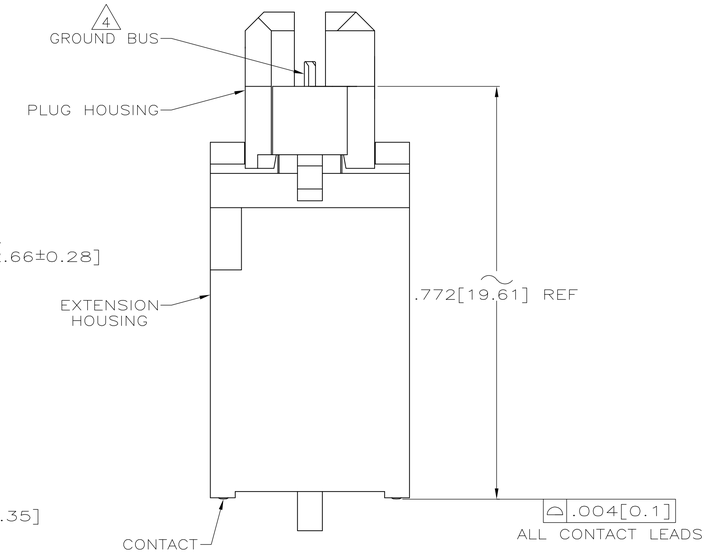

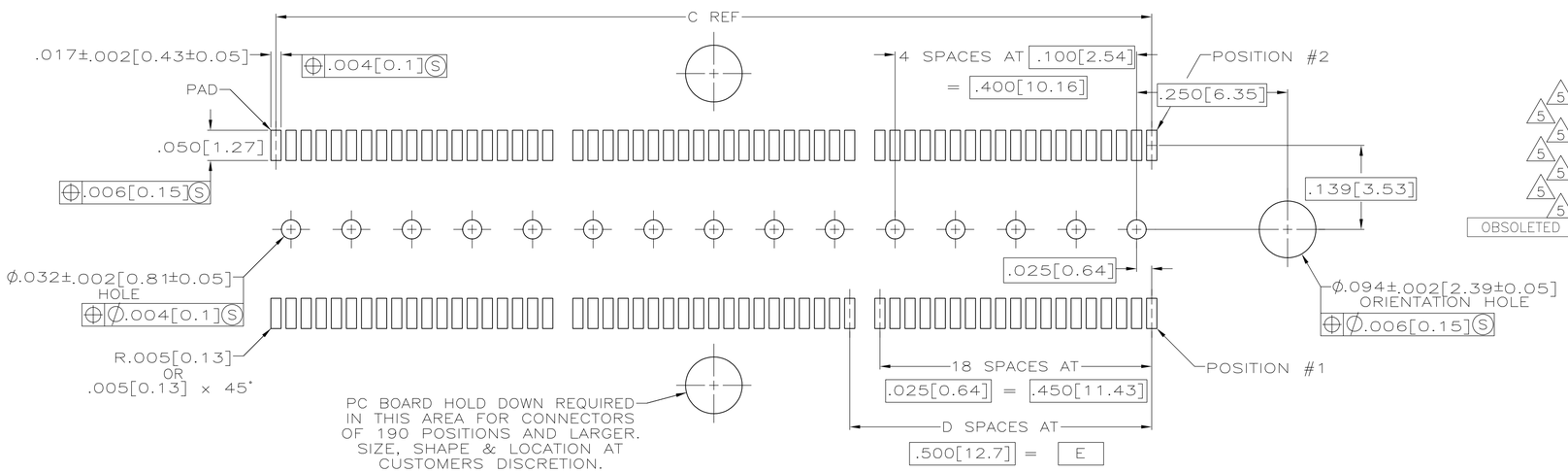

RECOMMENDED PC BOARD LAYOUT
(VIEWED FROM CONNECTOR SIDE)

	E	D	C	B	A	NO OF POS	PART NUMBER
5	3.000[76.2]	6	3.450[36.83]	3.898[99]	4.000[101.6]	266	1-5767017-7
5	2.500[63.5]	5	2.950[87.63]	3.398[86.31]	3.500[88.9]	228	1-5767017-6
5	2.000[50.8]	4	2.150[62.23]	2.898[73.61]	3.000[76.2]	190	1-5767017-5
5	1.500[38.1]	3	1.950[49.53]	2.398[60.91]	2.500[63.5]	152	1-5767017-4
5	1.000[25.4]	2	1.450[36.83]	1.898[48.21]	2.000[50.8]	114	1-5767017-3
5	.500[12.7]	1	.950[24.13]	1.398[35.51]	1.500[38.1]	76	1-5767017-2
5	.000[0]	0	.450[11.43]	.898[22.81]	1.000[25.4]	38	1-5767017-1
OBSOLETED	~~3.000[76.2]~~	~~6~~	~~3.450[87.63]~~	~~3.898[99]~~	~~4.000[101.6]~~	~~266~~	~~5767017-7~~
	2.500[63.5]	5	2.950[74.93]	3.398[86.31]	3.500[88.9]	228	5767017-6
	2.000[50.8]	4	2.150[62.23]	2.898[73.61]	3.000[76.2]	190	5767017-5
	1.500[38.1]	3	1.950[49.53]	2.398[60.91]	2.500[63.5]	152	5767017-4
	1.000[25.4]	2	1.450[36.83]	1.898[48.21]	2.000[50.8]	114	5767017-3
	.500[12.7]	1	.950[24.13]	1.398[35.51]	1.500[38.1]	76	5767017-2
	.000[0]	0	.450[11.43]	.898[22.81]	1.000[25.4]	38	5767017-1

THIS DRAWING IS A CONTROLLED DOCUMENT.

DIMENSIONS: INCHES

TOLERANCES UNLESS OTHERWISE SPECIFIED:
0 PLC ± -
1 PLC ± -
2 PLC ± -
3 PLC ± .005[0.13]
4 PLC ± -
ANGLES ± -

MATERIAL 1
FINISH 2

DWN A. FERNANDEZ 01 OCT 04
CHK D. DIXON 01 OCT 04
APVD D. DIXON 01 OCT 04
PRODUCT SPEC 108-1422
APPLICATION SPEC 114-11004
WEIGHT -

TE Connectivity

NAME PLUG ASSEMBLY, .900[22.86] VERTICAL, .025[0.64] CENTER LINE, MICTOR

SIZE	CAGE CODE	DRAWING NO	RESTRICTED TO
A1	00779	C-5767017	-

CUSTOMER DRAWING SCALE 8:1 SHEET 1 OF 1 REV C

4805 (3/11)

Downloaded From Oneyac.com

单击下面可查看定价，库存，交付和生命周期等信息

>>TE Connectivity(泰科)

Downloaded From Oneyac.com