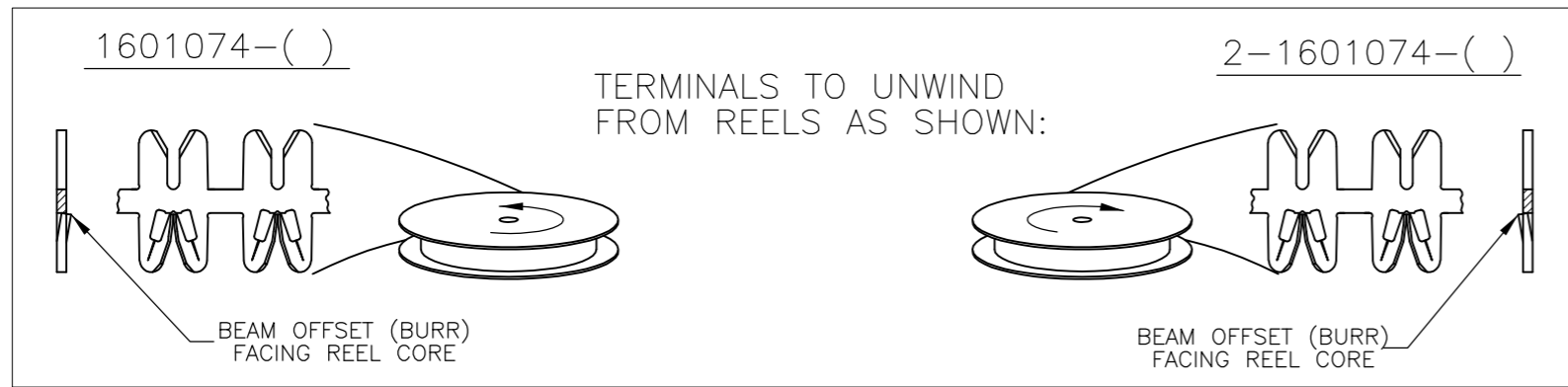
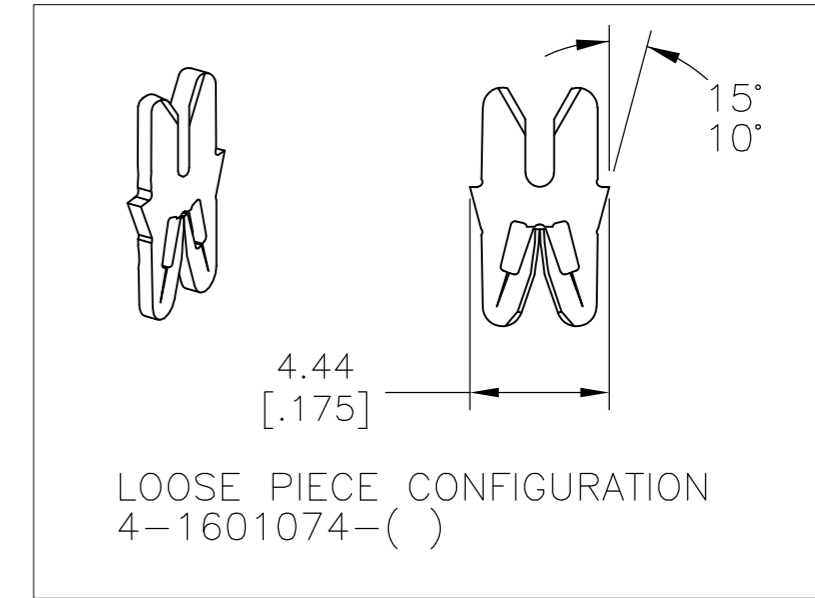
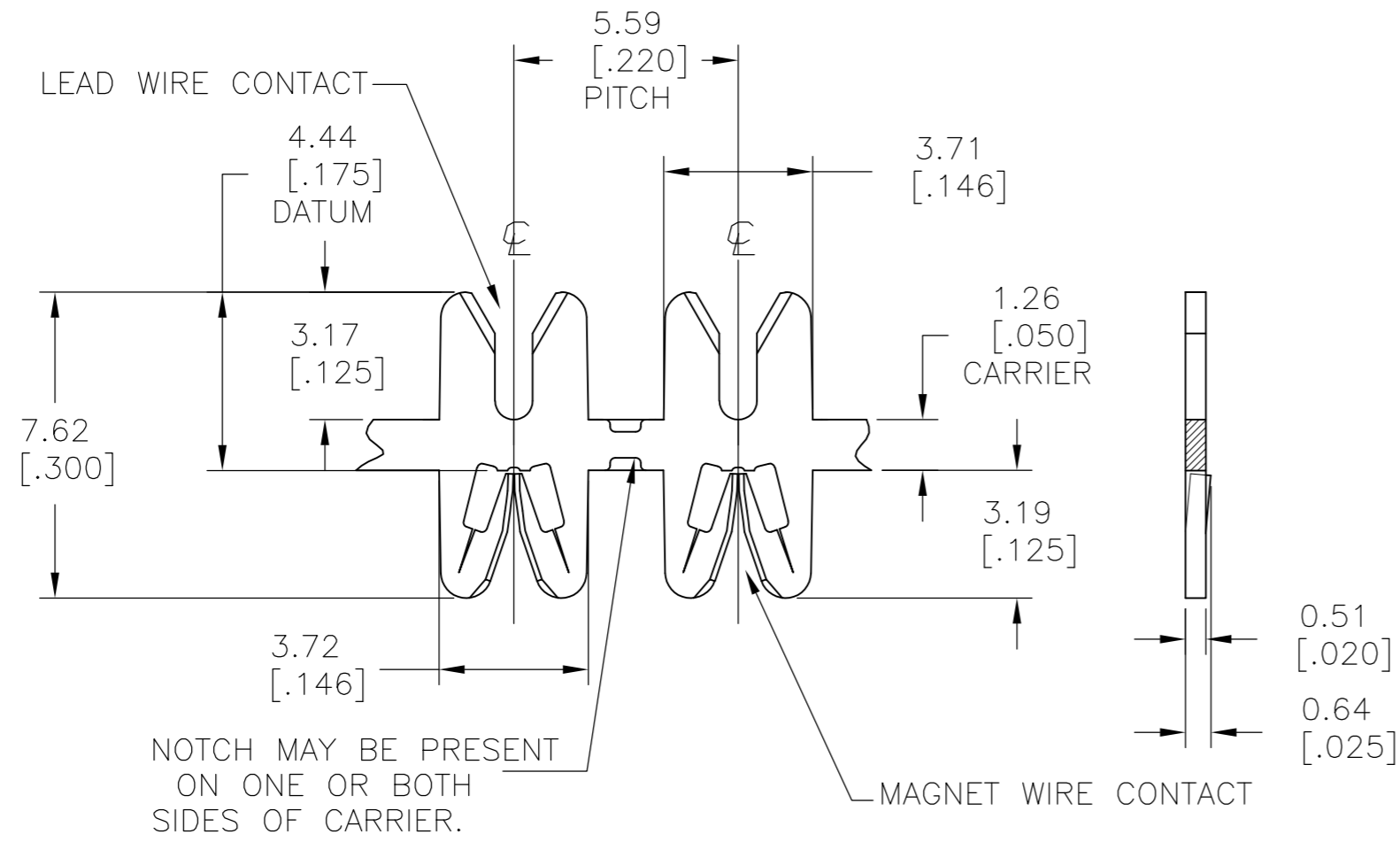


THIS DRAWING IS UNPUBLISHED. RELEASED FOR PUBLICATION
 © COPYRIGHT BY TYCO ELECTRONICS CORPORATION. ALL INTERNATIONAL RIGHTS RESERVED.

LOC		DIST		REVISIONS			
P	LTR	DESCRIPTION		DATE	DWN	APVD	
AF	50	C		REVISED PER ECR-10-007124	18MAY10	HMR	CJ

- SPECIFICATIONS:
 MAGNET WIRE #18 - #34 AWG,
 1.02mm(.040")-0.16mm(.006") DIA. COPPER
 LEAD WIRE #18 AWG [0.8mm²]
 INSULATED LEAD WIRE.
 MAX INSULATION O.D. 2.9mm(.115")
 NO STRIPPING REQUIRED.
- POCKET RECOMMENDATION: #1601421
- TERMINAL APPLICATION TO COMPLY WITH
 TYCO ELECTRONICS SPECIFICATION 114-13166
 FIGURE 3.
- NOTES:
 TERMINALS SUPPLIED ON REELS,
 CAN BE SUPPLIED LOOSE PIECE,
- TWO (2) TERMINALS SHOWN FOR ILLUSTRATION
 PURPOSES ONLY.



UNPLATED		131-143-000	1601074-1
FINISH		REFERENCE PART NUMBER	PART NUMBER
THIS DRAWING IS A CONTROLLED DOCUMENT.		Tyco Electronics Corporation Harrisburg, PA 17105-3608	
DIMENSIONS: mm [INCHES]		TOLERANCES UNLESS OTHERWISE SPECIFIED: 0 PLC ± - 1 PLC ± - 2 PLC ± 0.13[.005] 3 PLC ± - 4 PLC ± - ANGLES ± 2°	
		MATERIAL: BRASS, SPRING HARD FINISH: SEE TABLE	
DWN J.WELLER 11JAN2002 CHK M.FEHER 11JAN2002 APVD K.RANDOLPH 11JAN2002 PRODUCT SPEC 108-2085 APPLICATION SPEC		NAME: STANDARD RANGE WIRE TO 18 AWG FIXED I.D.C. SIAMEZE TERMINAL	
WEIGHT: - CUSTOMER DRAWING		SIZE: A2 CAGE CODE: 00779 DRAWING NO: C=1601074	RESTRICTED TO: - SCALE: 6:1 SHEET: 1 OF 1 REV: C

单击下面可查看定价，库存，交付和生命周期等信息

[>>TE Connectivity\(泰科\)](#)