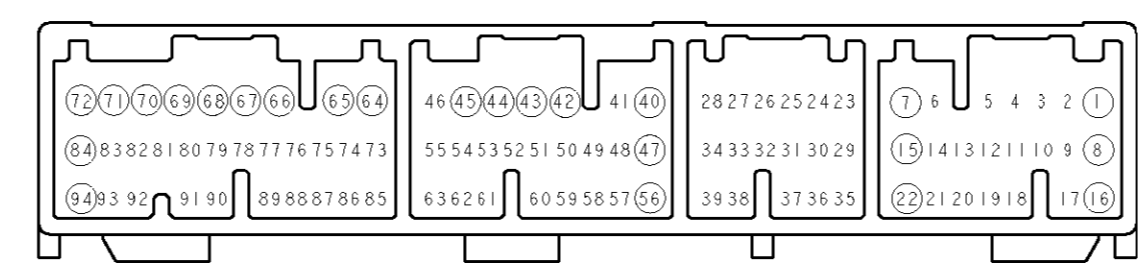
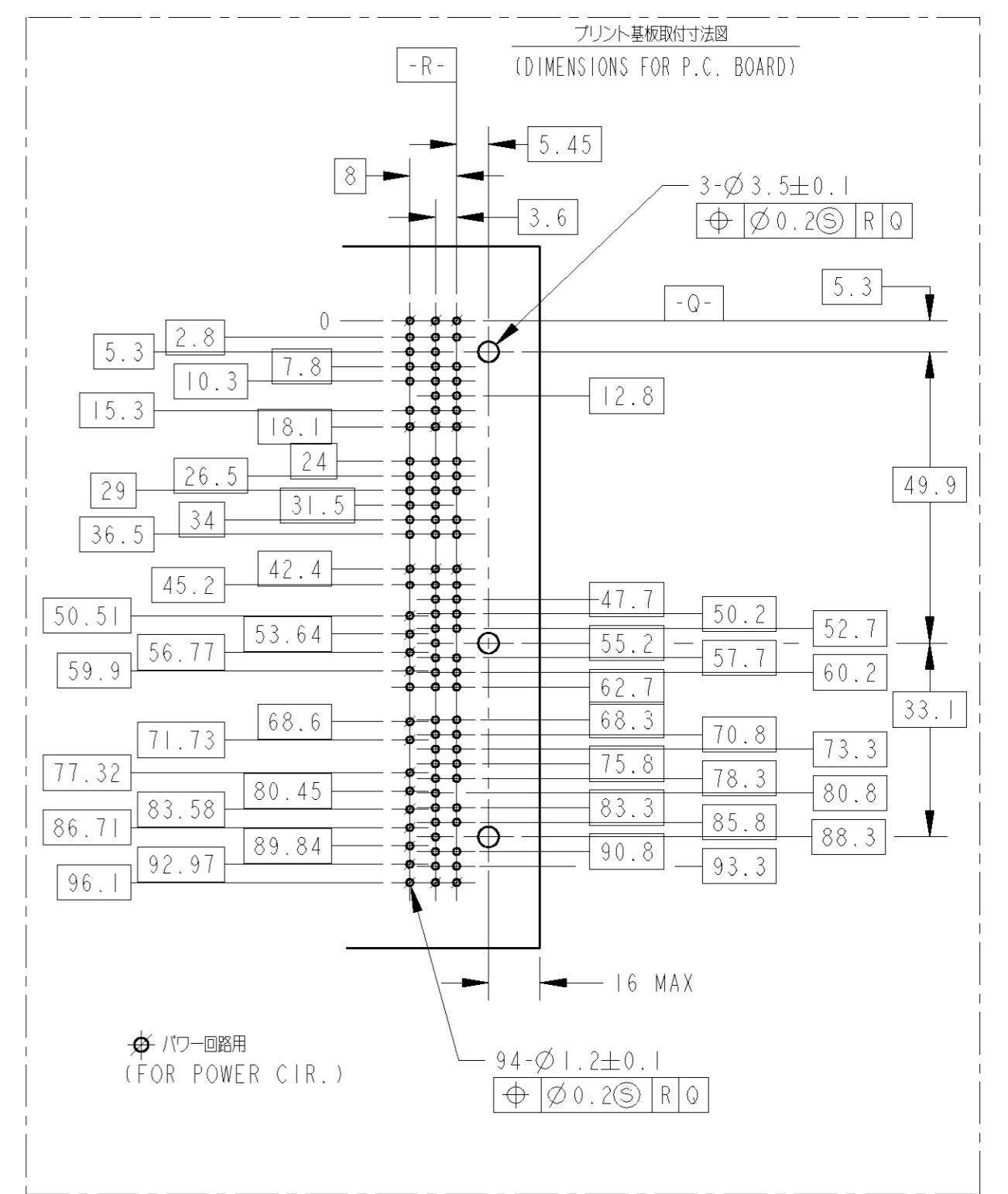
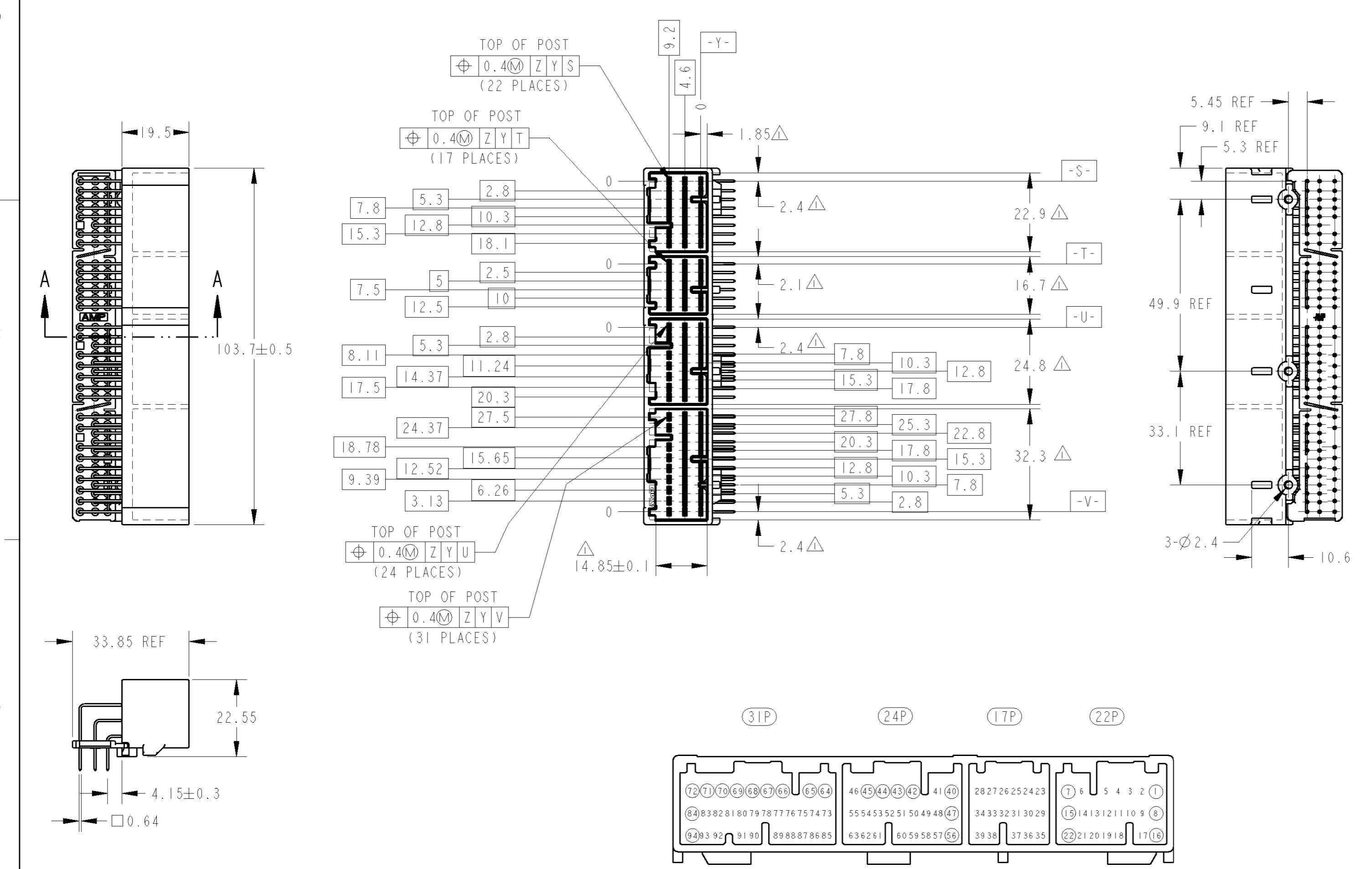
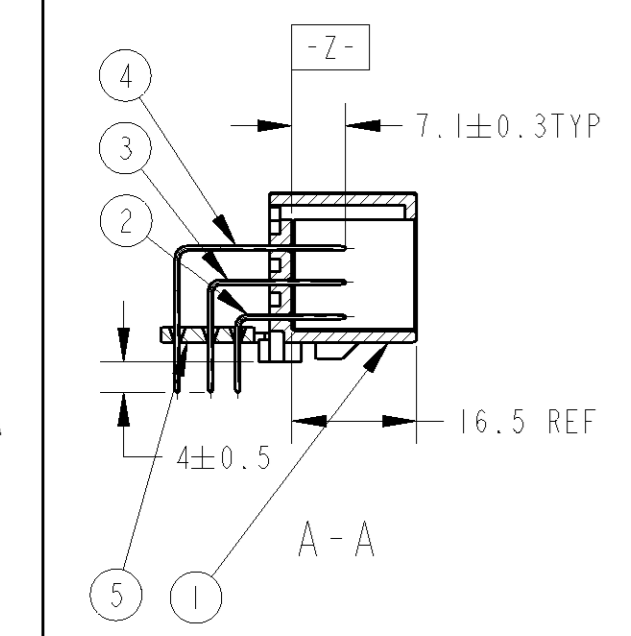


LOC	DIST	REVISIONS						
		P	LTR	DESCRIPTION	ECN	DATE	DWN	APVD
J		0		RELEASED	FJ00-0031-01	23APR01	K.S	K.A



② (N) ; FOR POWER CIRCUIT  
 ③ Fig 1 CIRCUIT NUMBERS



- ① MEASURED AT THE SECTION 7.5mm FROM Z.  
 ② POWER CIRCUITS (24) ; SEE FIG 1  
 ③ CIRCUIT NUMBERS ; SEE FIG 1  
 4. PART NO OF PLUG HOUSINGS TO BE MATED  
 17P: 353027  
 22P: 353028  
 24P: 353029  
 31P: 353826  
 5. RECOMMENDED SCREW: PAN-HEADED, TYPE 2 TAPPING SCREW OF 3DIA X 6LEN(MAX) (JIS B1115, B1122).  
 6. FASTENING TORQUE FOR SCREW: 0.392N·m MAX.  
 7. INSTRUCTION SHEET 411-5931

- ② Z面より7.5mmの位置で測定  
 パワー回路(24極); FIG 1 参照  
 ③ 回路番号; FIG 1 参照  
 4. 嵌合相手ハウジング型番  
 17P: 353027  
 22P: 353028  
 24P: 353029  
 31P: 353826  
 5. 推奨取付ねじ: JIS B1115, B1122タッピングねじ, なべ2種  
 呼び径3, 長さ6以下  
 6. ねじ締め付トルク: 0.392N·m MAX.  
 7. 取扱説明書 411-5931

	NATURAL (WHITE)	PBT	TINE PLATE	I	5
	PRE-TIN	COPPER ALLOY	TAB CONTACT(L)	29	4
	PRE-TIN	COPPER ALLOY	TAB CONTACT(M)	35	3
	PRE-TIN	COPPER ALLOY	TAB CONTACT(S)	30	2
	NATURAL (WHITE)	PBT	CAP HOUSING	1	1
	FINISH/COLOR	MATERIAL	NAME	QTY	ITEM NO

THIS DRAWING IS A CONTROLLED DOCUMENT FOR AMP INCORPORATED. IT IS SUBJECT TO CHANGE AND THE CONTROLLING ENGINEERING ORGANIZATION SHOULD BE CONTACTED FOR THE LATEST REVISION.		DWN K. SHIGA 23APR01	INSULATION DIA 被覆外径	
DIMENSIONS: 単位: ㎜		CHK Y. FUJIWARA 23APR01	AMP Tyco Electronics AMP K.K. Kawasaki, Japan	
TOLERANCES UNLESS OTHERWISE SPECIFIED: 一般公差 10 > : ±0.2 30 > : ±0.25 100 > : ±0.3 ANGLE : ±5°		APVD K. ASAI 23APR01	NAME 040111 HIGH DENSITY CONNECTOR 94 POSITIONS CAP HOUSING ASSEMBLY (B TYPE)	
MATERIAL 材料		PRODUCT SPEC 製品規格 108-5673	SIZE 寸法 A2	RESTRICTED 特
FINISH 仕上		APPLICATION SPEC 取付適用規格 //	CAGE CODE 番号 00779	DRAWING NO 図番 1473181
SEE TABLE		WEIGHT 重量 35.0g	SCALE 尺規	SHEET 枚数
		CUSTOMER DRAWING	REV 0	

单击下面可查看定价，库存，交付和生命周期等信息

[>>TE Connectivity\(泰科\)](#)