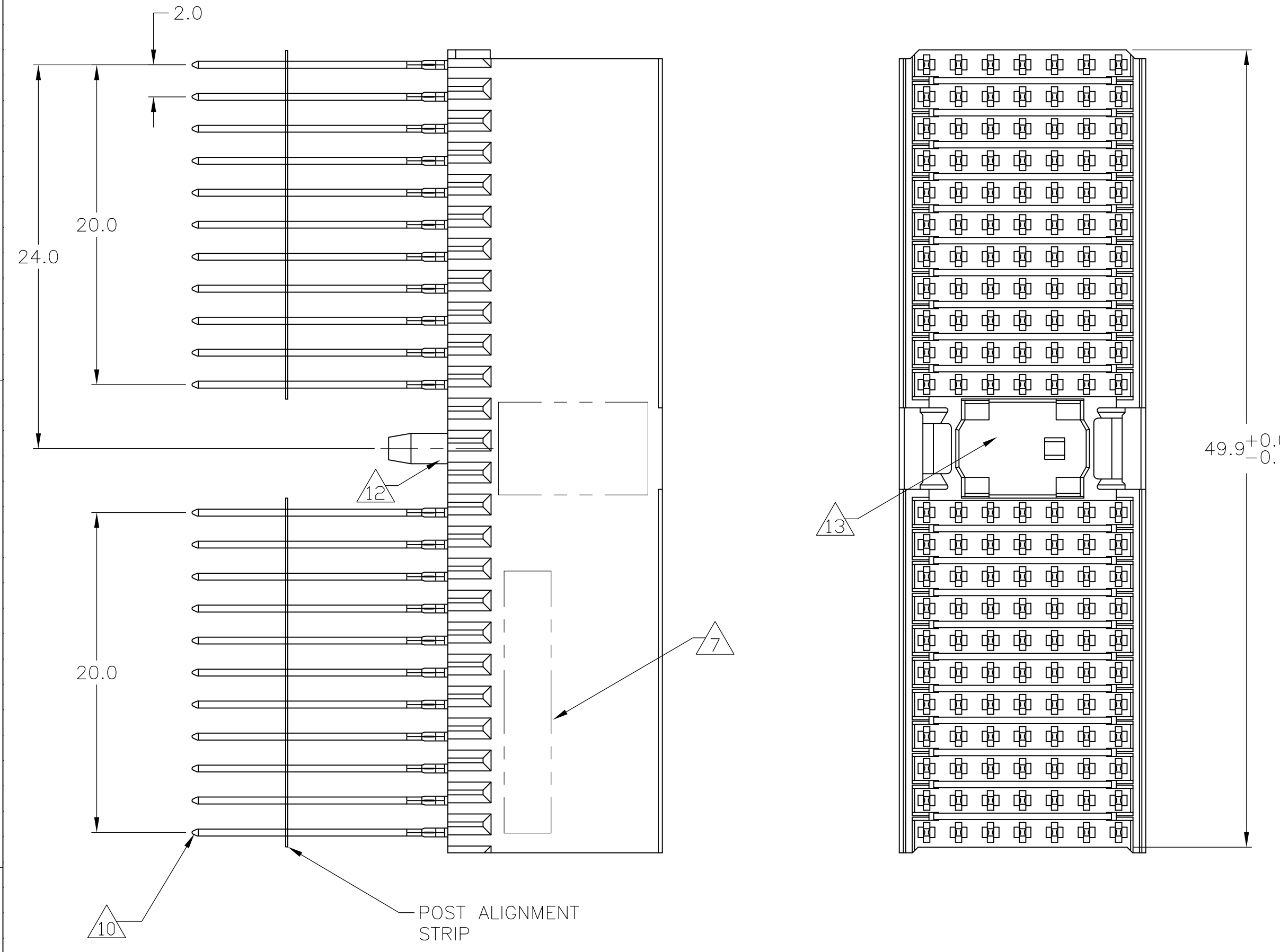
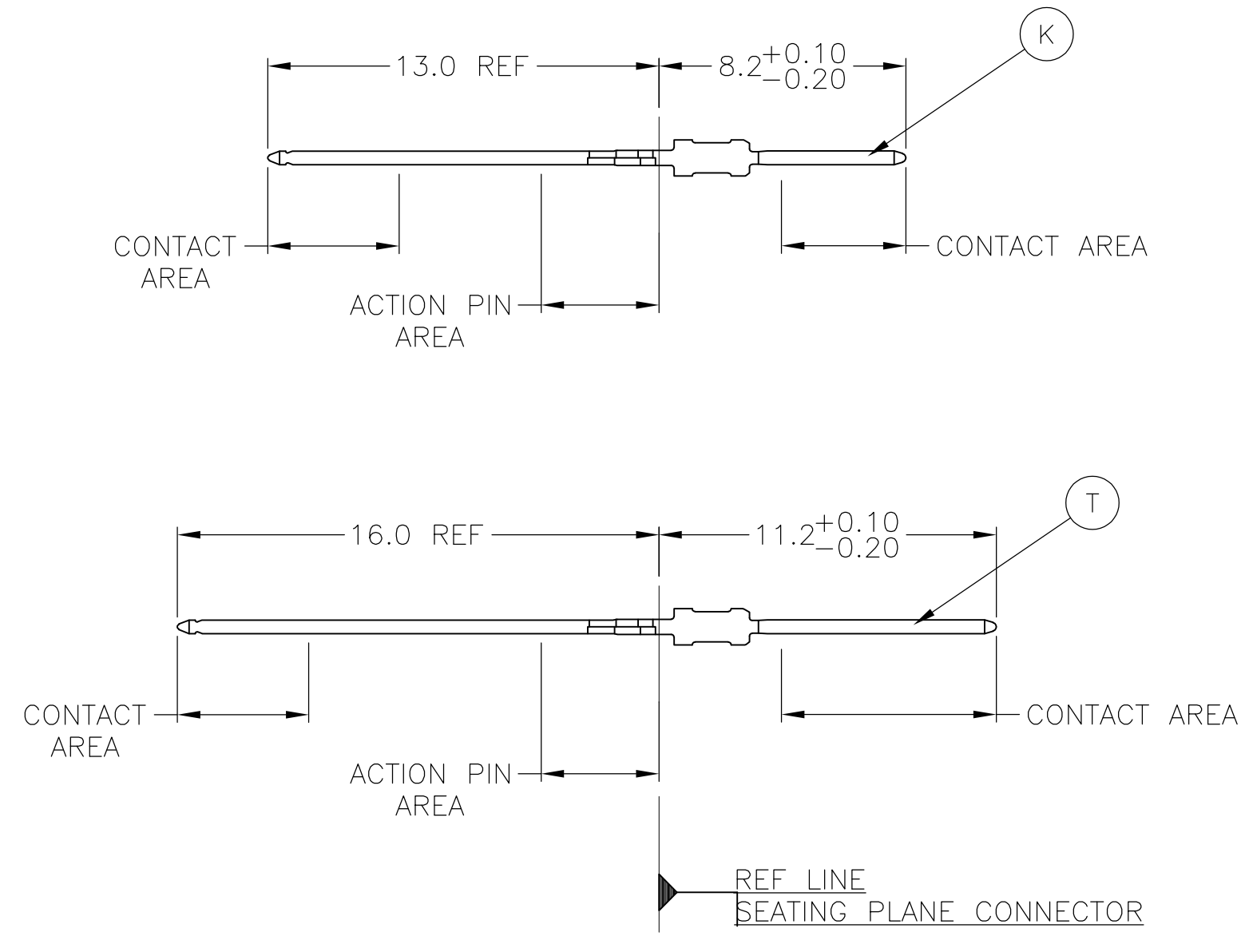


LOC		DIST		REVISIONS					
AD	00	REV	PER	EC	DATE	BY	CHK		
		B	REV	PER	EC	0512-0306-05	23MAY06	BC	GS
		C	ECR	-10-019054			15SEP10	DP	MQW

CONNECTOR ASSEMBLY EXAMPLARY LOADED

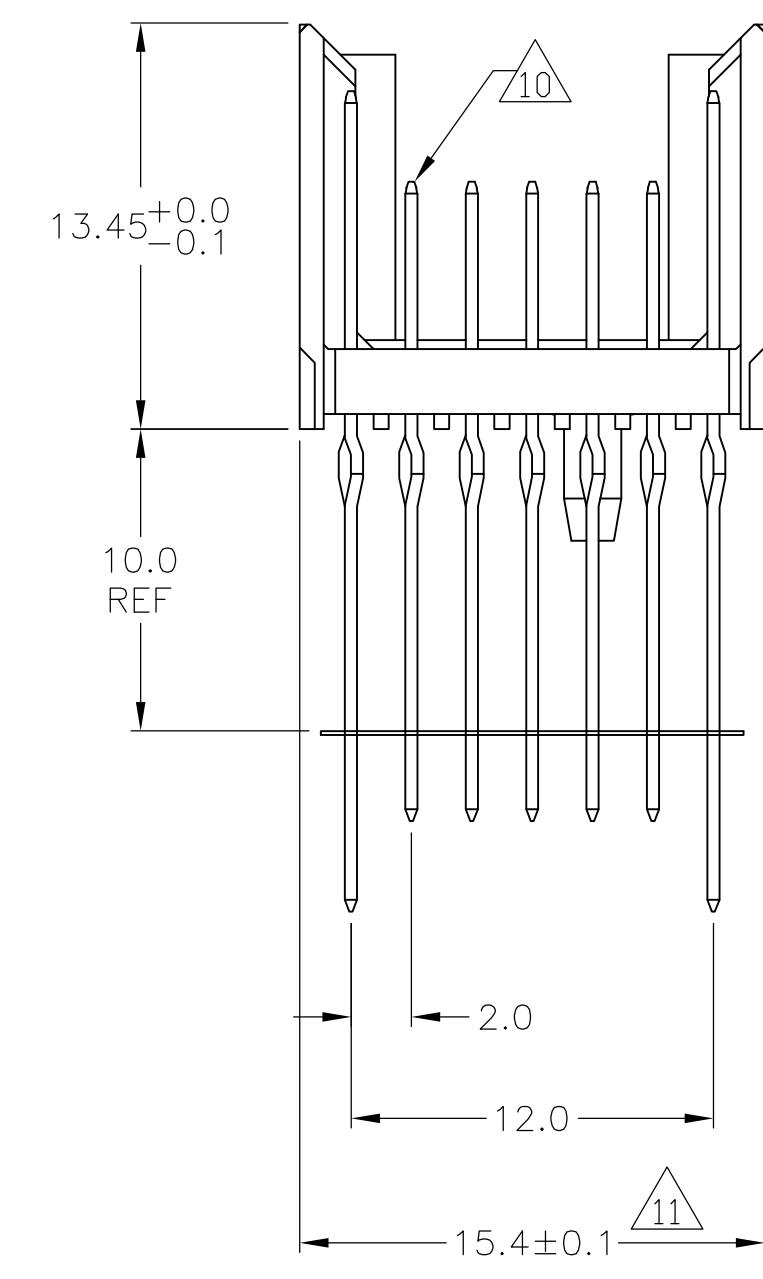


CONTACT DIMENSIONS SCALE 5:1

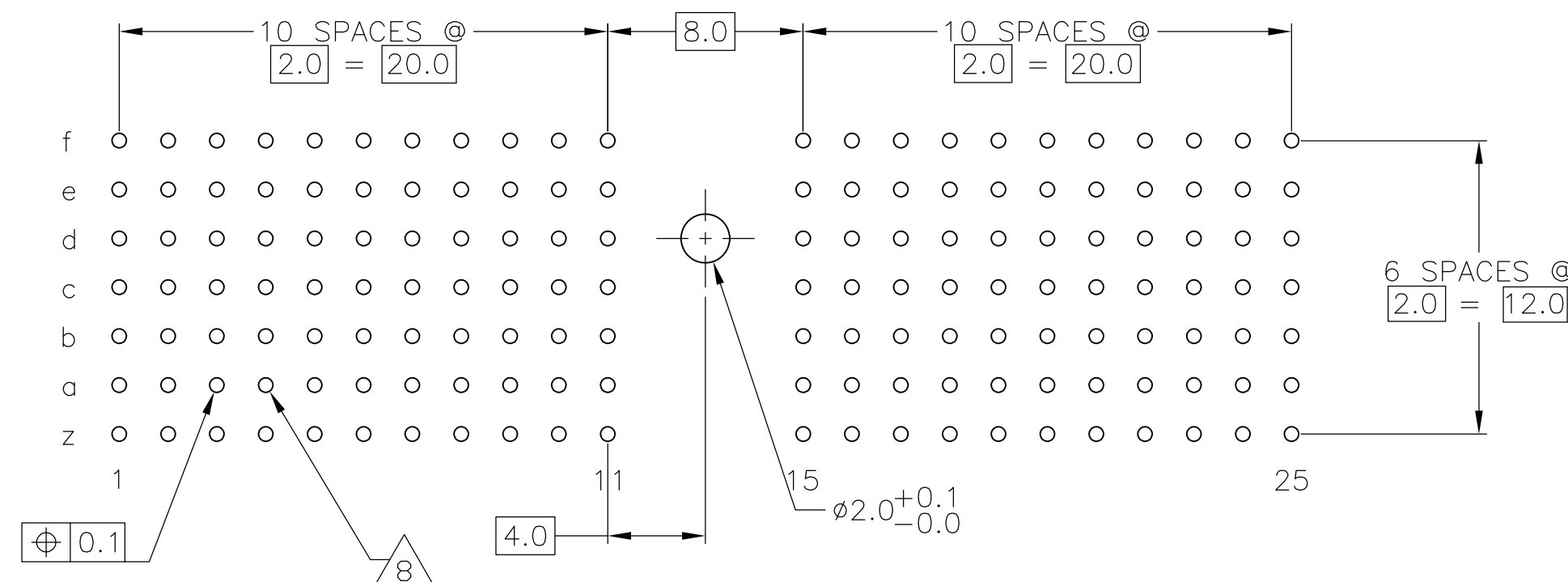


CONTACT LAYOUT

	z	a	b	c	d	e	f
1	T	K	K	K	K	K	T
2	T	K	K	K	K	K	T
3	T	K	K	K	K	K	T
4	T	K	K	K	K	K	T
5	T	K	K	K	K	K	T
6	T	K	K	K	K	K	T
7	T	K	K	K	K	K	T
8	T	K	K	K	K	K	T
9	T	K	K	K	K	K	T
10	T	K	K	K	K	K	T
11	T	K	K	K	K	K	T
MULTI PURPOSE CENTER							
15	T	K	K	K	K	K	T
16	T	K	K	K	K	K	T
17	T	K	K	K	K	K	T
18	T	K	K	K	K	K	T
19	T	K	K	K	K	K	T
20	T	K	K	K	K	K	T
21	T	K	K	K	K	K	T
22	T	K	K	K	K	K	T
23	T	K	K	K	K	K	T
24	T	K	K	K	K	K	T
25	T	K	K	K	K	K	T



RECOMMENDED PCB-HOLE LAYOUT COMPONENT SIDE SHOWN



PLATED THRU HOLES PARAMETERS REFERENCE APPLICATION SPECIFICATION

2	6	14	1-5106509-9
2	5	14	5106509-9
2	4		5106509-4
2	3		5106509-1
FINISH			PART NUMBER

THIS DRAWING IS A CONTROLLED DOCUMENT.

DIMENSIONS: mm	TOLERANCES UNLESS OTHERWISE SPECIFIED:	DWN: E. CARBO	21APROS	Tyco Electronics Corporation
0-PLC ±	1-PLC ±0.2	CHK: G. SKIPPER	21APROS	Harrisburg, Pa 17105-3608
2-PLC ±	3-PLC ±	APP'D: G. SKIPPER	21APROS	NAME: MALE ASSEMBLY, Z-PACK 2mm HM, TYPE A
4-PLC ±	ANGLES ±	PRODUCT SPEC		108-19082
FINISH: SEE TABLE		APPLICATION SPEC		114-19029
		WEIGHT: -	SIZE: A1	CAGE CODE: 00779
			DRAWING NO: 5106509	RESTRICTED TO: -
			CUSTOMER DRAWING	SCALE: 4:1 SHEET: 1 OF 2 REV: C

LOC		DIST		REVISIONS				
P	LTR	DESCRIPTION	DATE	DN	APVO			
AD	00	SEE SHEET 1	-	-	-			

- 1 MATERIAL:
CONTACT: PHOSPHOR BRONZE.
HOUSING: GLASS-FILLED POLYESTER.
- 2 GENERAL PLATING SPECIFICATION: UNDERPLATING
(ENTIRE CONTACT): 1.27µm MIN NICKEL AND ACTION
PIN: 0.5µm MIN TIN.
FOR PLATING OF MATING SURFACES SEE APPLICABLE
SPECIFICATION REFERENCE FOR EACH DASH NUMBER.
- 3 CONFORMS TO ALL TESTING ACCORDING TO IEC 61076-4-101
PERFORMANCE LEVEL 2.
- 4 CONFORMS TO ALL TESTING ACCORDING TO IEC 61076-4-101
PERFORMANCE LEVEL 1.
- 5 CONNECTOR TESTED AND QUALIFIED AGAINST TELCORDIA GR-1217-CORE QUALITY LEVEL 3,
CENTRAL OFFICE APPLICATIONS.
- 6 CONNECTOR TESTED AND QUALIFIED AGAINST TELCORDIA GR-1217-CORE QUALITY LEVEL 3,
UNCONTROLLED ENVIROMENT APPLICATIONS.
- 7 CONNECTOR MARKED WITH PART NUMBER AND DATE CODE.
ADDITIONAL CHARACTERS OR MARKINGS, AS WELL AS THE LOCATION OF THE MARKINGS,
MAY BE ADDED FOR TRACEABILITY BASED UPON MANUFACTURERS DISCRETION.
- 8 PLATED-THROUGH HOLES AT 2x2mm SQUARE GRID
PATTERN DEFINED BY CONTACT LAYOUT.
- 9 FOR ACTUAL PIN LOADING SEE "CONTACT LAYOUT".
- 10 FOR ACTUAL PIN DIMENSIONS SEE "CONTACT DIMENSIONS".
- 11 TO BE MEASURED AT BOTTOM OF SHROUD.
- 12 POLARIZATION FEATURE.
- 13 AREA RESERVED FOR KEYING PART (BASIC P/N 100525).
- 14 CONNECTOR LUBRICATED WITH BELCORE APPROVED LUBRICANT,
TECHNICAL REFERENCE: TR-NWT-001217 ISSUE 1, SEP 1992.

THIS DRAWING IS A CONTROLLED DOCUMENT.		DIN B CARBO 21APR05		Tyco Electronics Corporation Harrisburg, Pa 17105-3608	
DIMENSIONS: mm		TOLERANCES UNLESS OTHERWISE SPECIFIED: 0-PLG ± 1-PLG ±0.1 2-PLG ± 3-PLG ± 4-PLG ± ANGLES ±		APVO G SKIPPER 21APR05	
MATERIAL SEE SHEET 1		FINISH SEE SHEET 1		NAME MALE ASSEMBLY, Z-PACK 2mm HM, TYPE A	
WEIGHT -		SIZE A1		CAGE CODE 00779	
CUSTOMER DRAWING		DRAWING NO 5106509		RESTRICTED TO -	
SCALE 4:1		SHEET 2 OF 2		REV C	

单击下面可查看定价，库存，交付和生命周期等信息

[>>TE Connectivity\(泰科\)](#)