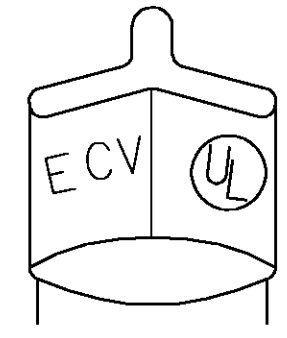
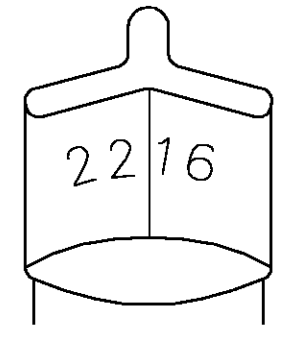



THIS DRAWING IS UNPUBLISHED. RELEASED FOR PUBLICATION
 © COPYRIGHT BY TYCO ELECTRONICS CORPORATION. ALL RIGHTS RESERVED.

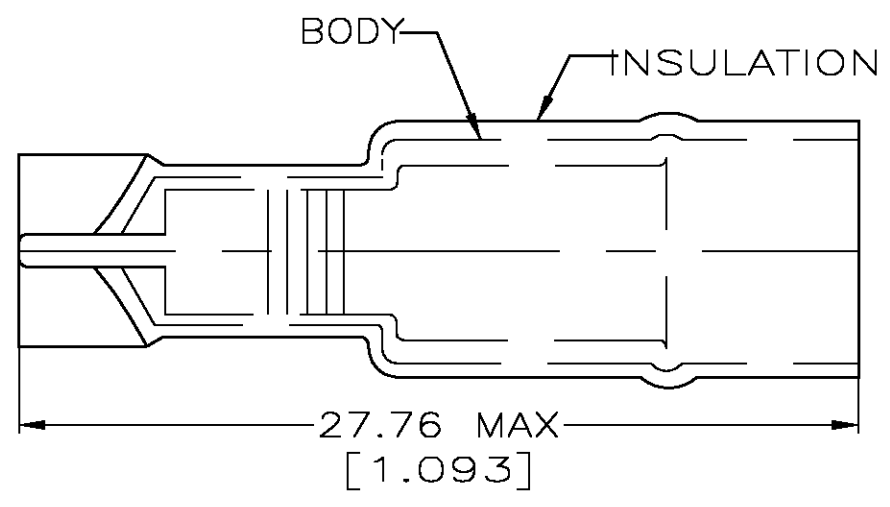
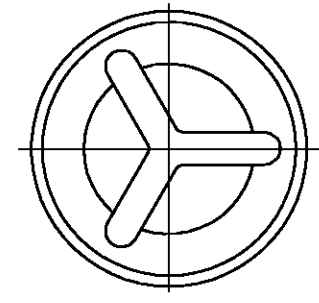
LOC	DIST	REVISIONS					
		P	LTR	DESCRIPTION	DATE	DWN	APVD
G	14		S	REV PER 0G3A-0256-04	13APR04	JR	TM



STAMPING DETAIL

- 1 FOR 6.48 [.255] MAX WIRE INSULATION DIA
- 2 SUPERSEDED BY 50920
- 3 MATERIAL: BODY; CARBON STEEL
INSULATION; PVC
COLOR; NATURAL
- 4 FINISH: BODY; TIN PLATE PER ASTM B-545

AMP WIRE RANGE	Listed	LR7189 Certified
22-16 AWG SOLID OR STRANDED	22-16 AWG SOLID OR STRANDED	22-16 AWG SOLID OR STRANDED



10,000	BOX	2 50920-2
-	LOOSE PIECE	50920
QTY	DESCRIPTION	PART NO

AMP INCORPORATED CUSTOMER SERVICE SYSTEMS		MAX RECOMMENDED OPERATING TEMPERATURE: 105C MAX	THIS DRAWING IS A CONTROLLED DOCUMENT.		DWN S. GOULDEN 1/93	tyco Tyco Electronics Corporation Harrisburg, Pa 17105-3608				
FOR ADDITIONAL PRODUCT INFORMATION OR COPIES OF DRAWINGS AND TECHNICAL DOCUMENTS	PRODUCT INFORMATION CENTER 1-800-522-6752	VOLTAGE RATING: 600V MAX (BUILDING WIRING) 1000V MAX (FIXTURES & SIGNS)	DIMENSIONS: INCHES	TOLERANCES UNLESS OTHERWISE SPECIFIED:	CHK R HERSEY 1/93	NAME SPLICE, WIRE, CLOSED END				
FOR APPLICATION TOOLING INFORMATION	TOOLING ASSISTANCE CENTER 1-800-722-1111	CIRCULAR MIL AREA: 1.65-2.47mm ² [3248-4872] SOLID OR STRANDED		0 PLC ± - 1 PLC ± - 2 PLC ± 0.20 [.008] 3 PLC ± - 4 PLC ± - ANGLES ± -	APVD M ELLIS 1/93	APPLICATION SPEC	SIZE	CAGE CODE	DRAWING NO	RESTRICTED TO
FOR ORDER ENTRY	1-800-526-5142	THIS DRAWING IS A CONTROLLED DOCUMENT FOR AMP INCORPORATED. IT IS SUBJECT TO CHANGE AND THE CONTROLLING ENGINEERING ORGANIZATION SHOULD BE CONTACTED FOR THE LATEST REVISION.	MATERIAL	FINISH	PRODUCT SPEC	WEIGHT	A3	00779	C-50920	-
					CUSTOMER DRAWING		SCALE	SHEET	OF	REV
							4:1	1	1	S

单击下面可查看定价，库存，交付和生命周期等信息

[>>TE Connectivity\(泰科\)](#)