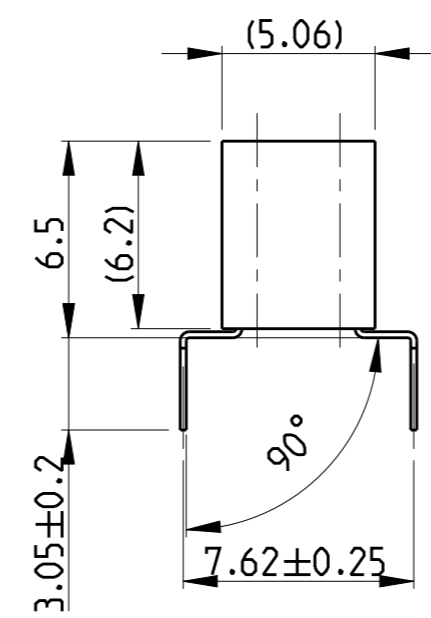
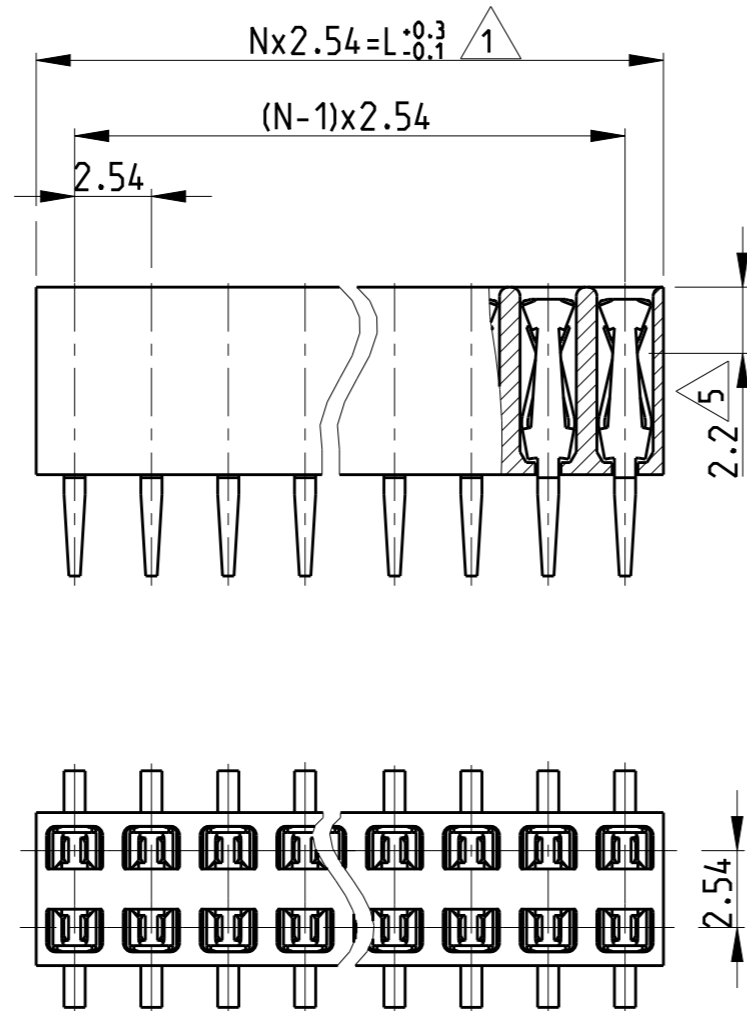


© 2019 TE Connectivity. All Rights Reserved.

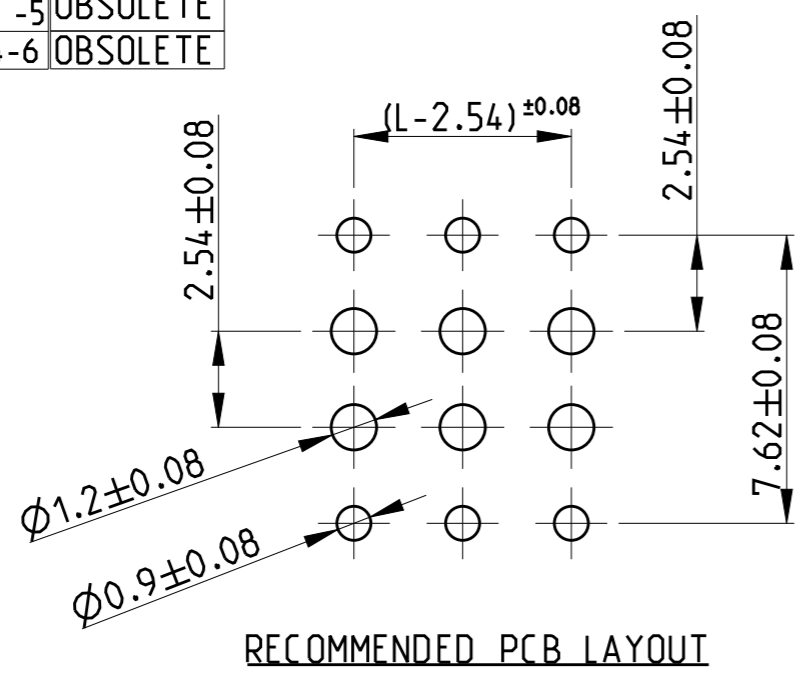
REVISIONS

POS. PER ROW 'N'	L	PART NUMBER
2	5.08	829264-2
3	7.62	-3
4	10.16	-4
5	12.70	-5
6	15.24	-6
7	17.78	-7
8	20.32	-8
9	22.86	-9
10	25.40	1- -0
11	27.94	1- -1
12	30.48	1- -2
13	33.02	1- -3
14	35.56	1- -4
15	38.10	1- -5
16	40.64	1- -6
17	43.18	1- -7
18	45.72	1- -8
19	48.26	1- -9
20	50.80	2- -0
21	53.34	2- -1
22	55.88	2- -2
23	58.42	2- -3
24	60.96	2- -4
25	63.50	2- -5
26	66.04	2- -6
27	68.58	2- -7
28	71.12	2- -8
29	73.66	2- -9
30	76.2	3- -0
31	78.74	3- -1
32	81.28	3- -2
33	83.82	3- -3
34	86.36	3- -4
35	88.90	3- -5
36	91.44	3-829264-6

P	LTR	DESCRIPTION	DATE	DWN	APVD
E		PLASTIC MATERIAL SUPPLIER CHANGE	22MAR2019	SS	PS



- NOTES:
- 1 TO DETERMINE DIMENSIONS TAKE 2xN = NR. OF POS. FOR EXAMPLE: 2x10 POS; N x 2.54 = 25.4mm FOR ORDER NO: USE BASIC - NR. + NR. OF POS. FOR EXAMPLE: 2x2POS. = 829264-2 (SHORTEST VERSION) 2x36POS. = 3-829264-6 (LONGEST VERSION)
 - 2 HOUSING MATERIAL: PBT GREEN GLASS FILLED. UL 94V-0 CONTACT MATERIAL: PHOSPHOR BRONZE
 - 3 PLATING: UNDER COATING: 1.3 μm Ni AT CONT. PLACE: 0.8 μm Au AT SOLDER-TYNES: 3.0-5.0 μm Sn
 - 4 MATES WITH 0.63 SQUARE/ROUND MODU POSTS
 - 5 CONTACT POINT
 - 6 RECOMMENDED PCB BOARD THICKNESS: 1.6mm
 - 7 HV100 CONNECTOR PACKED IN ANTI-STATIC BLISTER TRAY
 - 8 OBSOLETE PARTS: OBSOLETE CIS STREAMLINING PER D.RENAUD/D.SINISI



THIS DRAWING IS A CONTROLLED DOCUMENT.		DWN A.HQ	26MAY1988		
		CHK M.SCHAARSCHMIDT	06DEC1990		
DIMENSIONS: mm		TOLERANCES UNLESS OTHERWISE SPECIFIED: ±0.15		NAME HV100 CONNECTOR VERTICAL, 6.2mm TOP ENTRY, DUAL ROW, GOLD	
		0 PLC ± 1 PLC ± 2 PLC ± 3 PLC ± 4 PLC ± ANGLES ±3°		PRODUCT SPEC 108-19056	
MATERIAL		FINISH		APPLICATION SPEC -	
2		3		WEIGHT -	
CUSTOMER DRAWING			SCALE 4:1	SHEET 1 OF 1	RESTRICTED TO REV E

单击下面可查看定价，库存，交付和生命周期等信息

[>>TE Connectivity\(泰科\)](#)