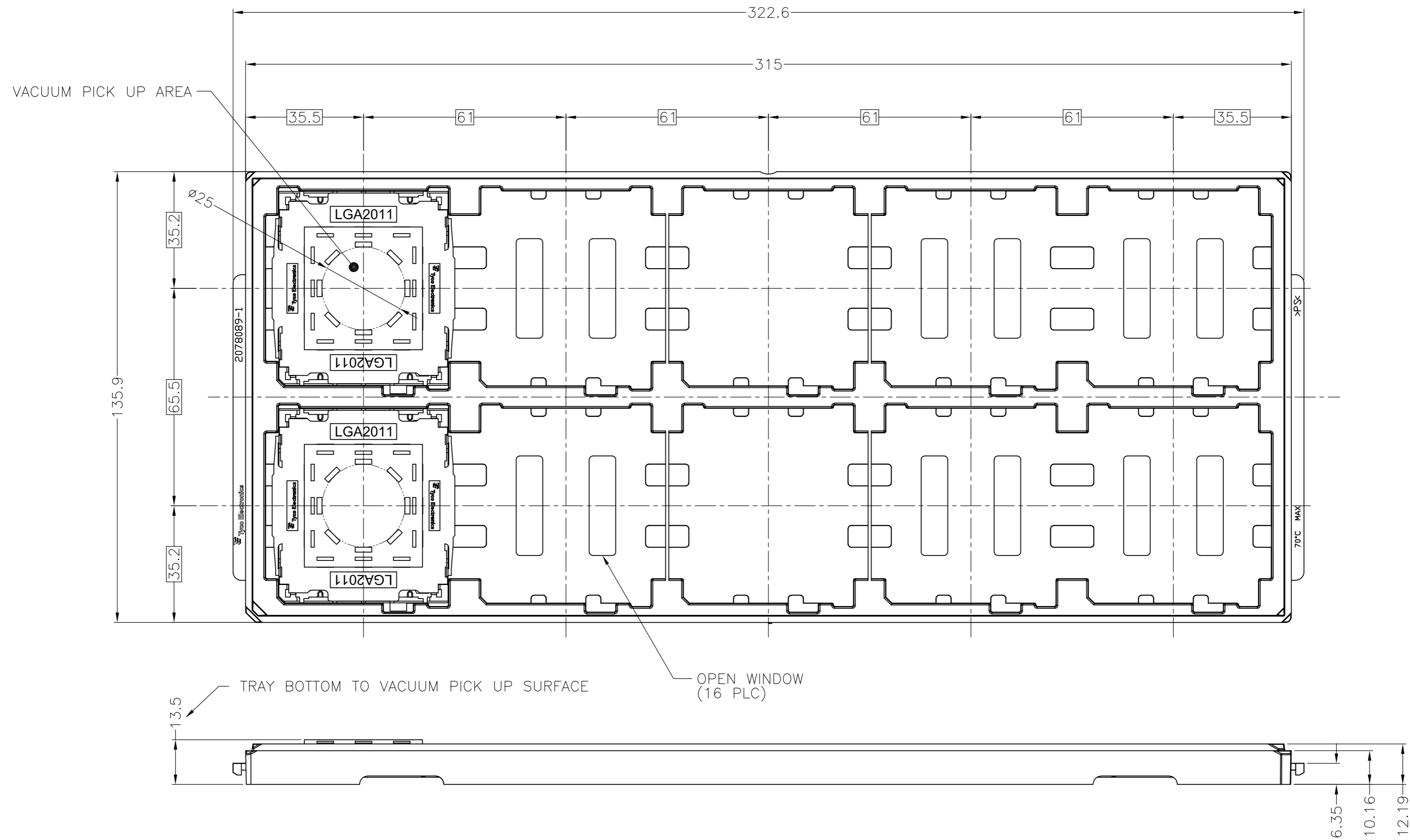


THIS DRAWING IS UNPUBLISHED. RELEASED FOR PUBLICATION  
 © COPYRIGHT - By Tyco Electronics Japan G.K. ALL RIGHTS RESERVED.

LOC	DIST	REVISIONS					
J	-	P	LTR	DESCRIPTION	DATE	DWN	APVD
		B3	REVISED		25MAR'15	J.W	C.W



1. MATERIAL

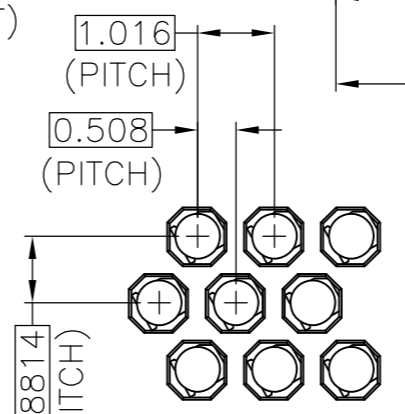
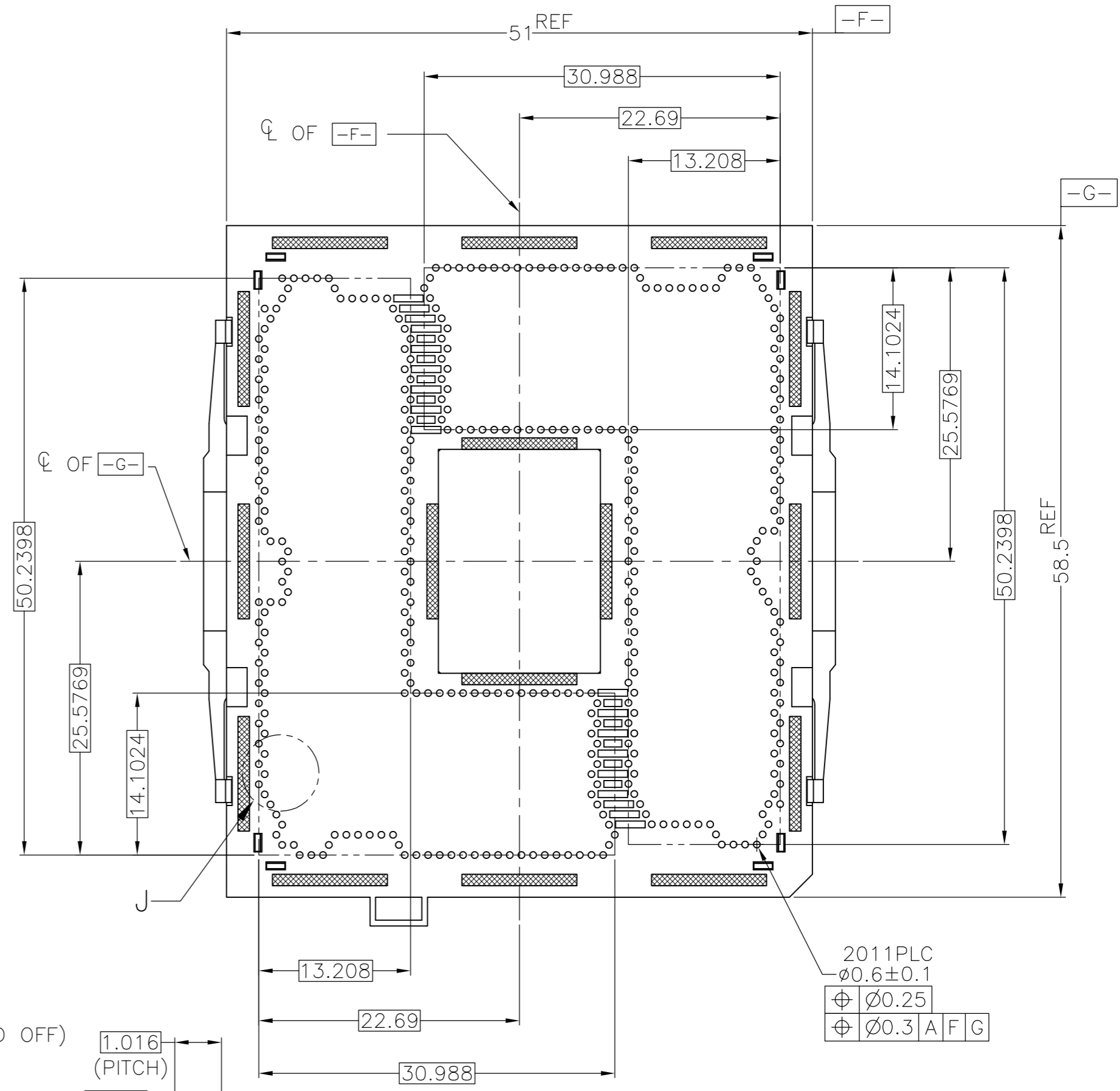
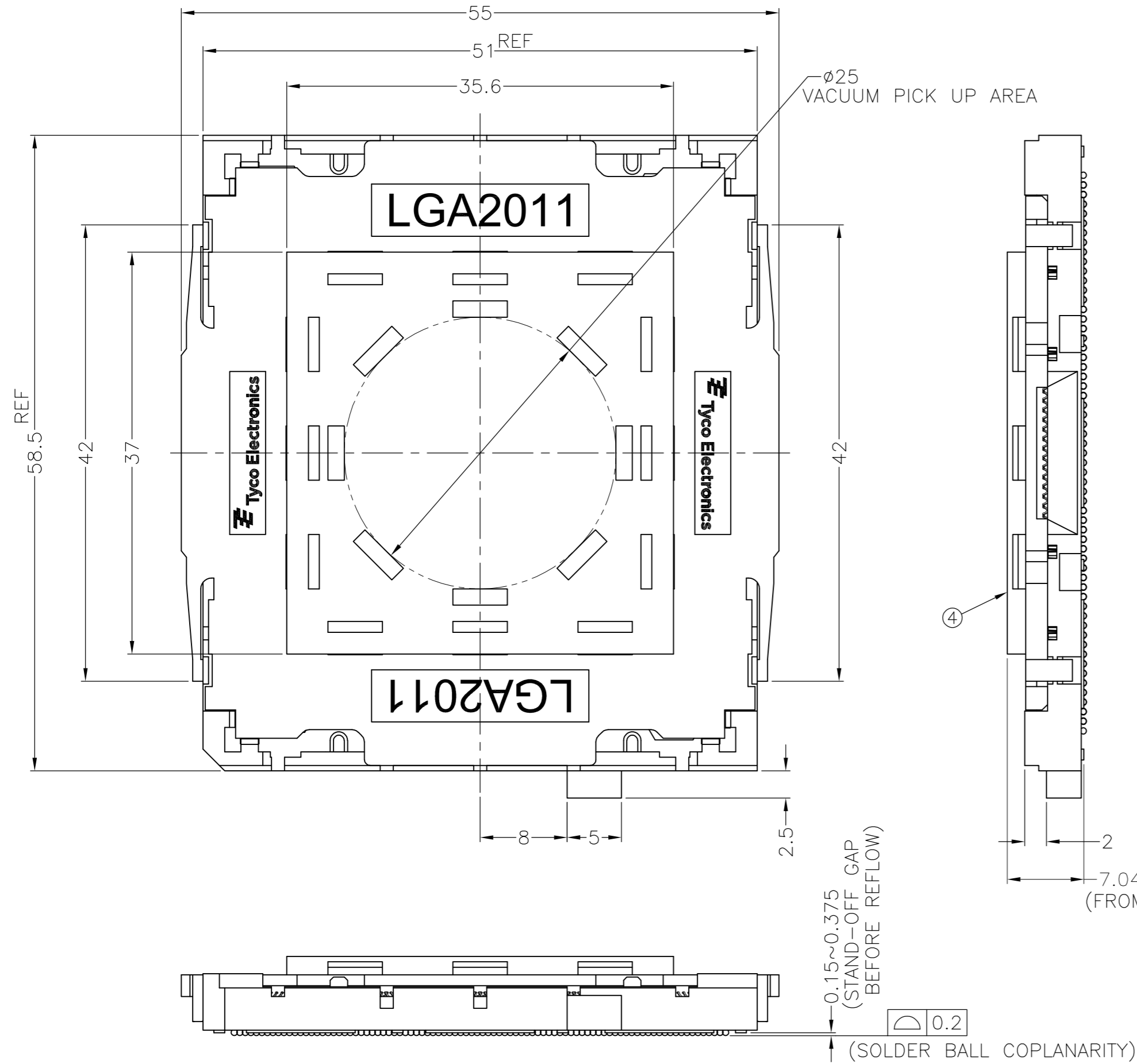
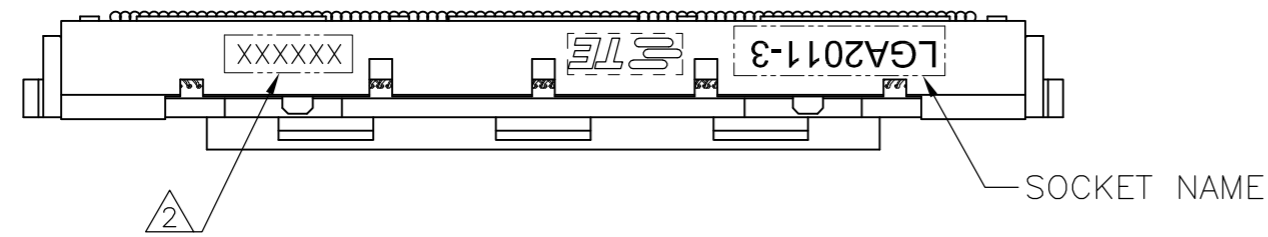
- ① HOUSING : HIGH TEMP, THERMO-PLASTIC, UL94V-0, BLACK
  - ② CONTACT : COPPER ALLOY  
FINISH : Au PL. AT CONTACT AREA ON OVERALL OVER Ni UNDER PL. 0.00127 MIN.
  - ③ SOLDER BALL : Sn/Ag/Cu
  - ④ CAP : HIGH TEMP. THERMO-PLASTIC, UL94V-0, BLACK
- △ INDICATED DATE CODE ON THE HSG
3. PACKAGE TYPE: HARD TRAY, BLACK

2201838-2	LGA2011-3	0.76 um MIN Au PL
2201838-1	LGA2011-3	0.38 um MIN Au PL
PART NUMBER	SOCKET NAME	DESCRIPTION

THIS DRAWING IS A CONTROLLED DOCUMENT.		DWN M.L	04MAR2013	<b>TE</b> TE Connectivity	
DIMENSIONS: 単位: 純 mm		CHK H.TAGUCHI	04MAR2013		
TOLERANCES UNLESS OTHERWISE SPECIFIED: 一般公差		APVD T.NAKASHIMA	04MAR2013	NAME 名称	
0-PLC ± ±0.5		PRODUCT SPEC 製品規格		SOCKET ASSY LGA2011-3	
1-PLC ± ±3'		APPLICATION SPEC 取付適用規格		SIZE 寸法	
2-PLC ± ±3'		WEIGHT 重量		CAGE CODE 番号	DRAWING NO 番号
3-PLC ± ±		19.1g		A2	00779
4-PLC ± ±		CUSTOMER DRAWING		SCALE 尺度	
FINISH 仕上		SCALE 尺度		SHEET 1 of 4	
				REV B3	

THIS DRAWING IS UNPUBLISHED. RELEASED FOR PUBLICATION  
 © COPYRIGHT - By Tyco Electronics Japan G.K. ALL RIGHTS RESERVED.

LOC		DIST		REVISONS			DATE	DWN	APVD
J	-	P	LTR	変更	DESCRIPTION				
				-	SEE SHEET 1				

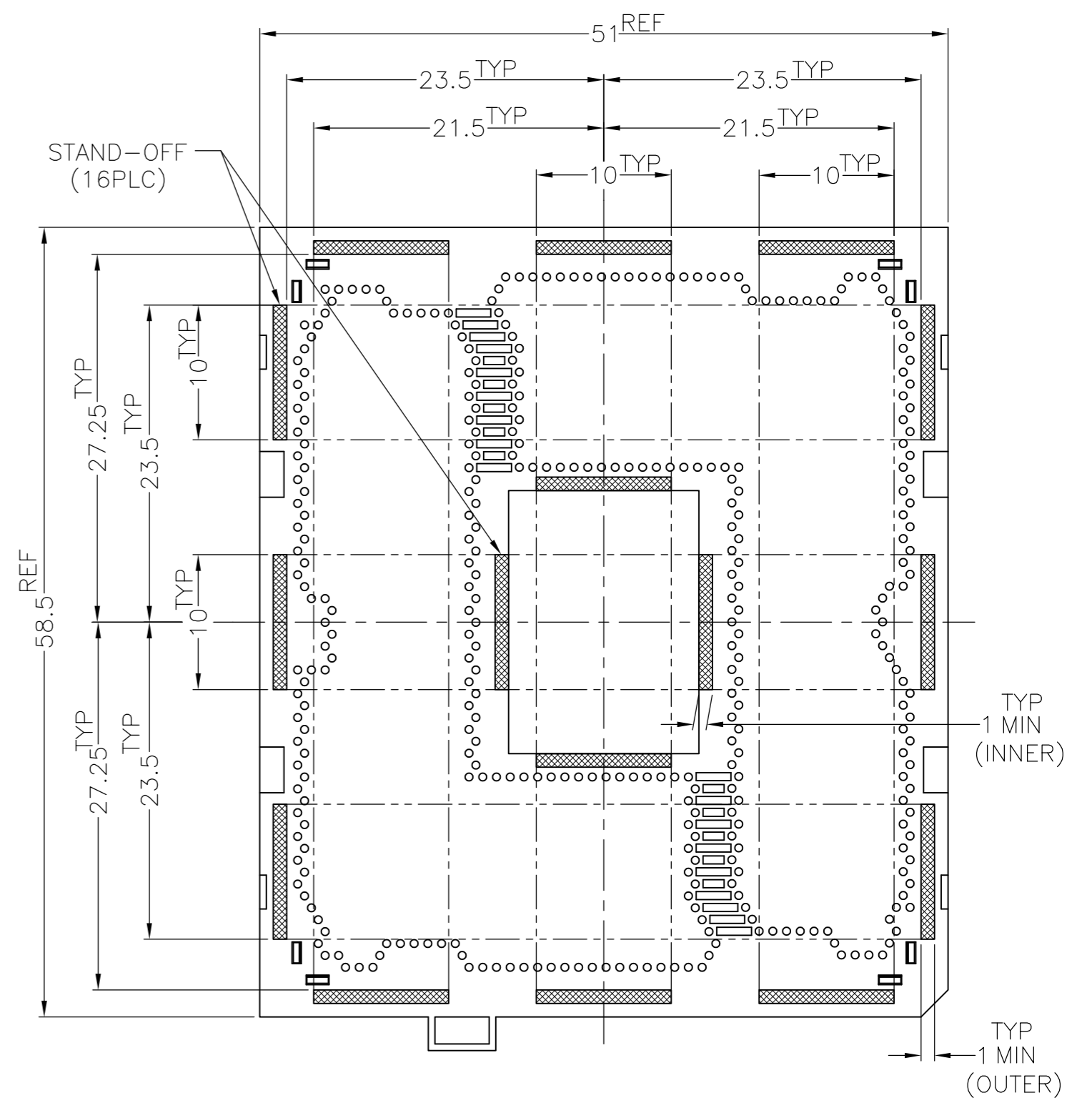
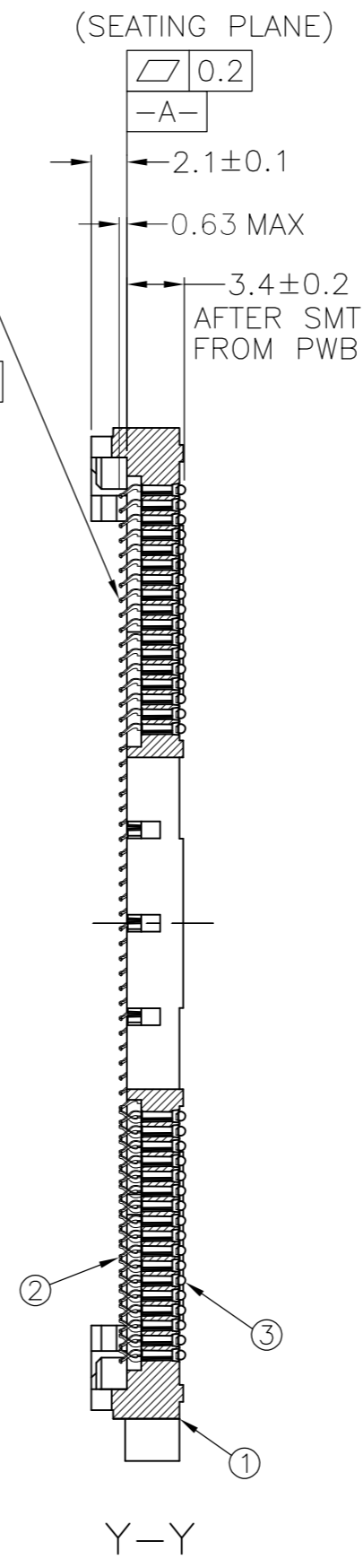
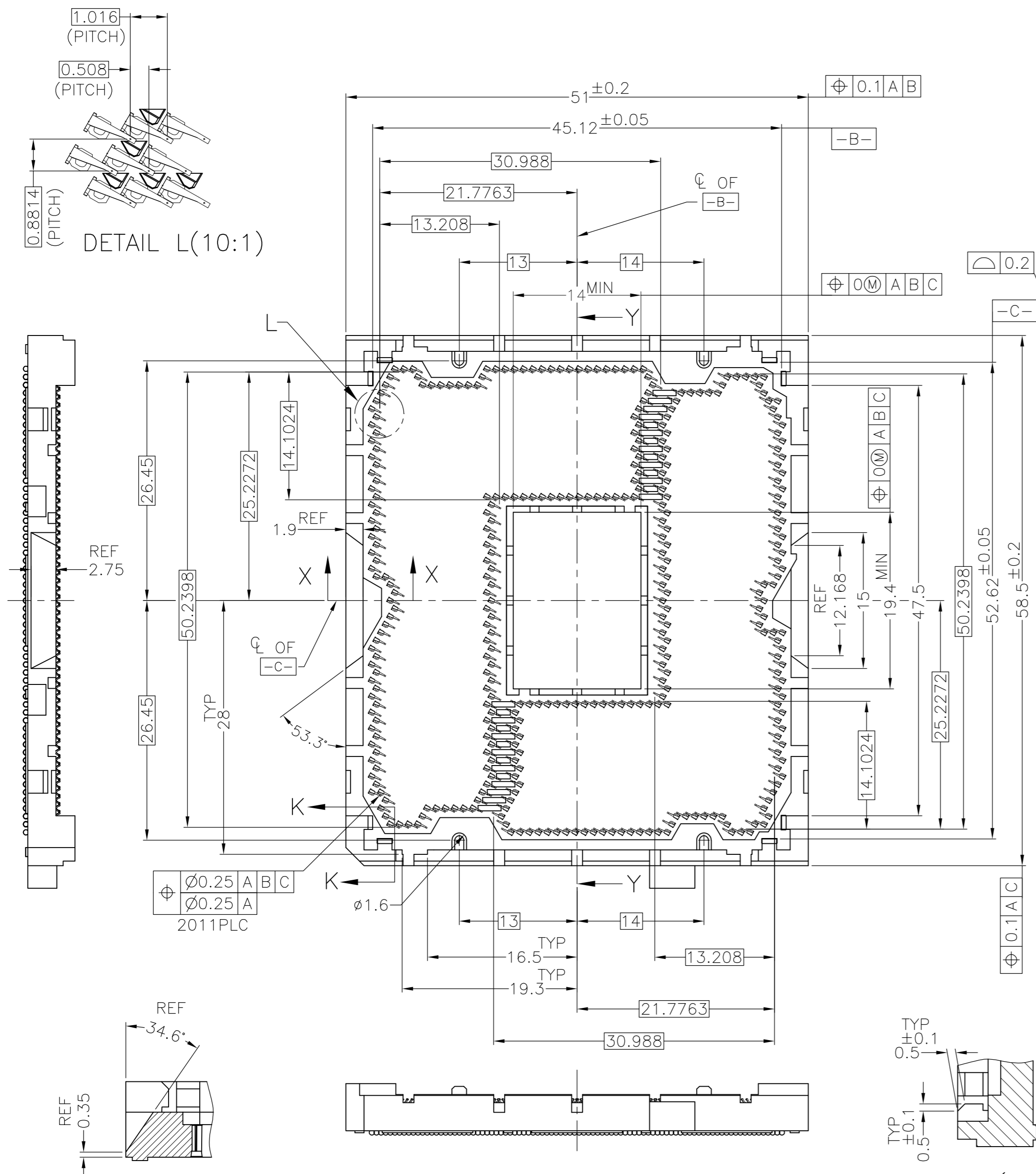


DETAIL J(10:1)

P/N: 2201838-\* AS SHOWN

THIS DRAWING IS A CONTROLLED DOCUMENT.		DWN	-	TE Connectivity		NAME		SOCKET ASSY	
DIMENSIONS: 単位: 寸 mm		CHK	-			製品規格		LGA2011-3	
TOLERANCES UNLESS OTHERWISE SPECIFIED: 一般公差		APVD	-	APPLICATION SPEC		取付適用規格		SCALE	
Ø PLC ± ±0.3 1 PLC ± ±0.3 2 PLC ± ±0.3 3 PLC ± ±0.3 4 PLC ± ±0.3 ANGLES ± ±		WEIGHT	-	SIZE		CAGE CODE		DRAWING NO	
MATERIAL 材料		FINISH 仕上		A2		00779		C=2201838	
		CUSTOMER DRAWING		SCALE		NTS		SHEET	
								2 of 4	
								REV	
								B3	

LOC		DIST		REVISIONS			
P	LTR	DESCRIPTION	DATE	DWN	APVD		
-	-	SEE SHEET 1	-	-	-		



X-X (4:1)

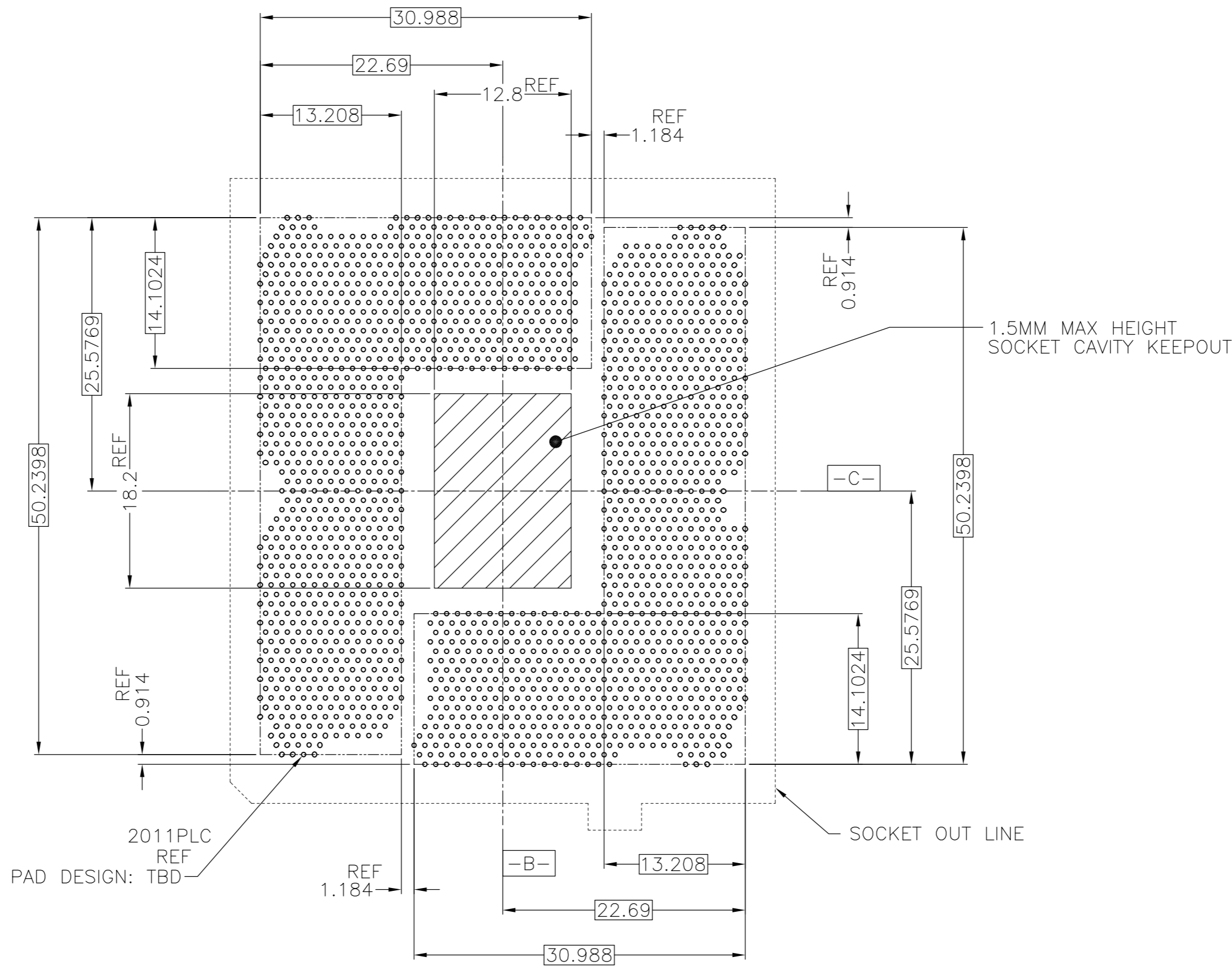
K-K (4:1)  
 DATUM WALL CHAMFER  
 8 LOCATIONS

P/N: 2201838-\* AS SHOWN

THIS DRAWING IS A CONTROLLED DOCUMENT.		DWN	TE Connectivity	
DIMENSIONS: 单位: 毫米 mm		CHK	SOCKET ASSY LGA2011-3	
TOLERANCES UNLESS OTHERWISE SPECIFIED: 一般公差		APVD	SIZE	CAGE CODE
<ul style="list-style-type: none"> <li>Ø PLG ±0.3</li> <li>+ PLG ±0.3</li> <li>2 PLG ±0.3</li> <li>3 PLG ±0.3</li> <li>4 PLG ±0.3</li> <li>ANGLES ±0.3</li> </ul>		PRODUCT SPEC	DRAWING NO	RESTRICTED TO
MATERIAL 材料		APPLICATION SPEC	A2	00779
FINISH 仕上		WEIGHT	C=2201838	REV B3
		CUSTOMER DRAWING	SCALE	SHEET
			NTS	3 OF 4

THIS DRAWING IS UNPUBLISHED. RELEASED FOR PUBLICATION  
 © COPYRIGHT - By Tyco Electronics Japan G.K. ALL RIGHTS RESERVED.

LOC	DIST	REVISIONS			DATE	DWN	APVD
J	-	P	LTR	DESCRIPTION			
		-	-	SEE SHEET 1	-	-	-



REFERENCE PATTERN LAYOUT

FOR GENERAL BOARD DESIGN, PLEASE REFER TO THE THERMAL AND MECHANICAL DESIGN GUIDELINES(TMDG) PROVIDED BY INTEL CORPORATION

THIS DRAWING IS A CONTROLLED DOCUMENT.		DWN	TE Connectivity		
DIMENSIONS: 単位: 寸 mm		CHK	NAME		
TOLERANCES UNLESS OTHERWISE SPECIFIED: 一般公差		APVD	SOCKET ASSY LGA2011-3		
0-PLC ±		PRODUCT SPEC	SIZE	CAGE CODE	DRAWING NO
1-PLC ±		APPLICATION SPEC	A2	00779	C=2201838
2-PLC ±		取付適用規格	RESTRICTED TO		
3-PLC ±		WEIGHT	-		
4-PLC ±		CUSTOMER DRAWING	SCALE	SHEET	REV
ANGLES ±			NTS	4 OF 4	B3
FINISH 仕上					

单击下面可查看定价，库存，交付和生命周期等信息

[>>TE Connectivity\(泰科\)](#)