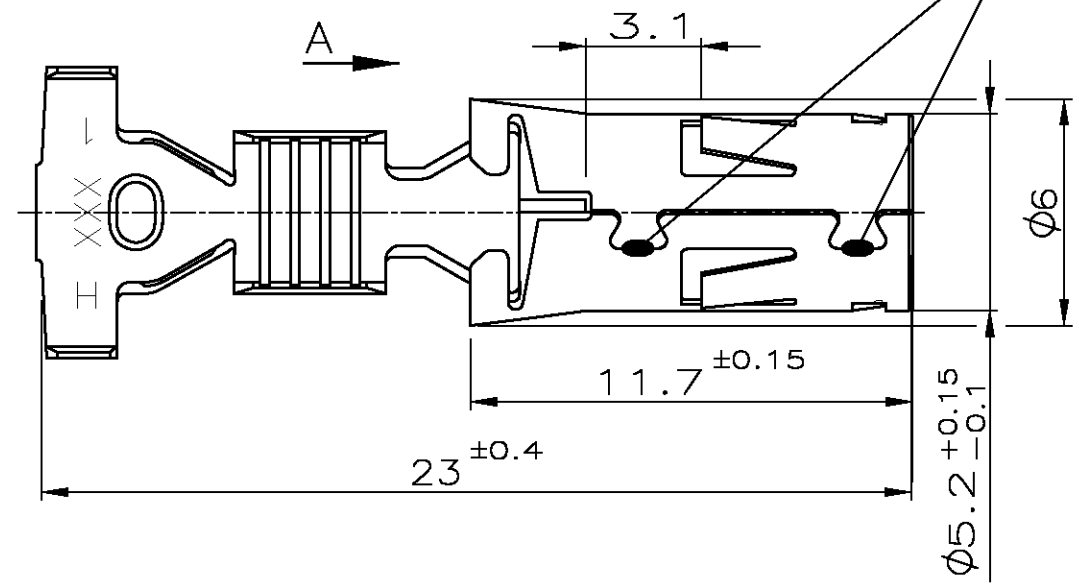
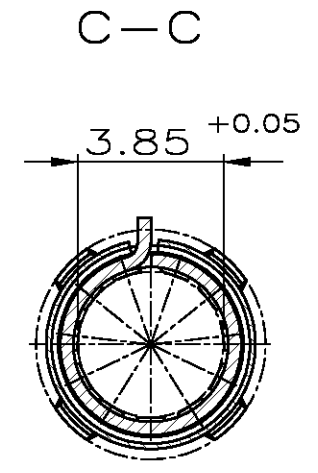
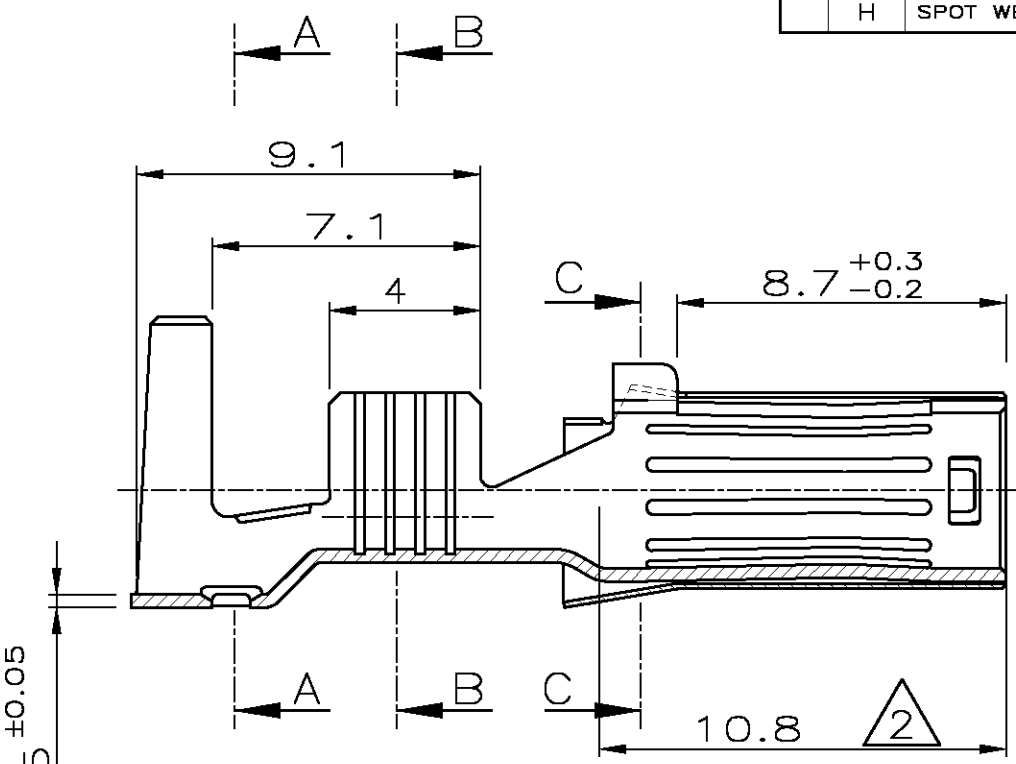
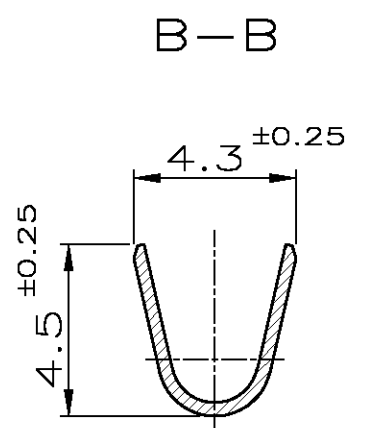
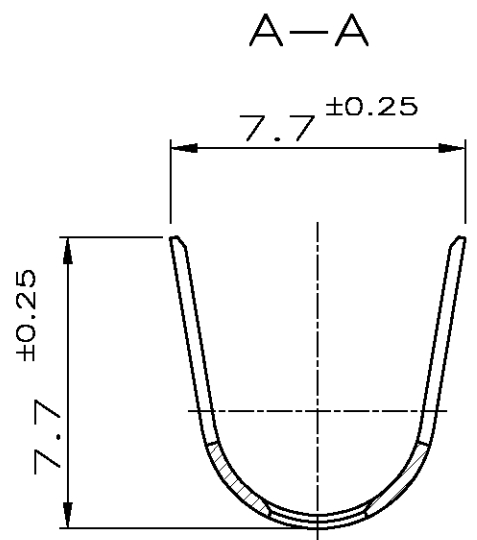


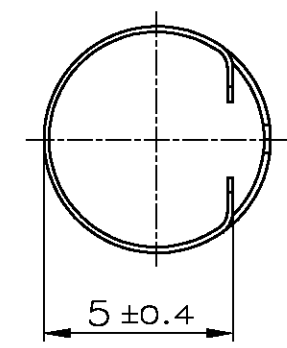
THIS DRAWING IS UNPUBLISHED. RELEASED FOR PUBLICATION
 © COPYRIGHT - By - ALL RIGHTS RESERVED.

LOC	DIST	REVISIONS			
P	LTR	DESCRIPTION	DATE	DWN	APVD
A1	-				
F		DOVE TAIL ADDED/Schwalbenschwanz eingefuegt	28JUL2006	C.H.	C.G.
G		DRAWING ADAPTED / Zeichnung angepasst	14AUG2007	Abr	C.G.
H		SPOT WELDING CHANGED INTO LINE WELDING	27SEP2012	Sch	Abr



LASER WELDED (LINE)
Laserschweissung (Linie)

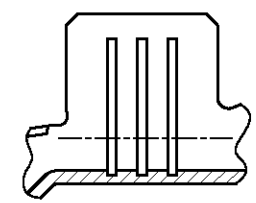
Teilansicht A



NOTES
Bemerkungen

- 1 1-3µm Sn
1-3µm Sn
- 2 3-4µm GALVANIC Ag
REST GALV. Sn (1-3µm)
3-4µm galvanisch Ag
Rest galv. Sn (1-3µm)
- 3 WIRE RANGE
Drahtgroessenbereich (mm²): >2.5-4.0
- 4 INSULATION RANGE FOR SWS Ø6 (mm): 2.7-3.7
Isolationsbereich fuer EDS Ø6

OPTIONAL



FINISH	PART NO.	REV.
vorversilbert	0-962956-2	H
vorverzinkt	0-962956-1	H

THIS DRAWING IS A CONTROLLED DOCUMENT.		DWN E. Palmie 30JAN1995	STE TE Connectivity		
DIMENSIONS: mm		CHK H. Lutsch 30JAN1995			
TOLERANCES UNLESS OTHERWISE SPECIFIED: 0 PLC ± ±0.2mm 1 PLC ± ±0.2mm 2 PLC ± ±0.2mm 3 PLC ± ±0.2mm 4 PLC ± ±0.2mm ANGLES ± ±1.5°		APVD -	NAME Ø4mm SOCKET CONTACT, SWS Ø4mm Buchsenkontakt, EDS		
MATERIAL CuNiSi		PRODUCT SPEC 108-18472	SIZE A3	CAGE CODE 00779	DRAWING NO C-962956
FINISH -		APPLICATION SPEC 114-18118	RESTRICTED TO -		
		WEIGHT -	SCALE 5:1		
		CUSTOMER DRAWING	SHEET 1 OF 1		
			REV H		

单击下面可查看定价，库存，交付和生命周期等信息

[>>TE Connectivity\(泰科\)](#)