

REVISIONS					
P	LTN	DESCRIPTION	DATE	OWN	APVD
G		REV PER ECO 20-007470	5-29-20	CT	DH

- ① HOUSING: LCP, UL94V0, COLOR: BLACK.  
CONTACT: PHOSPHOR BRONZE.  
POST: BRASS WIRE
- ② CONTACT: 1.27µm MIN GOLD IN PAD CONTACT AREA  
1.27µm MIN TIN-LEAD ON PCB TAIL  
OVER 1.27µm MIN NICKEL OVER ALL.  
POST 1.27µm MIN NICKEL PLATED.
- ③ PLATE THROUGH HOLE PER TE PEC. 114-13056  
FIGURE 4.
- ④ SEE TABLE 1 FOR INTERCONNECTIONS TO  
BACKPLANE CONNECTOR.
- ⑤ CONTACT: 1.27µm MIN GOLD IN PAD CONTACT AREA  
1.27µm MIN TIN ON PCB TAIL OVER 1.27µm MIN  
NICKEL OVER ALL.  
POST 1.27µm MIN NICKEL PLATED.
- ⑥ CONTACT: 0.76µm MIN GOLD IN PAD CONTACT AREA  
1.27µm MIN TIN ON PCB TAIL OVER 1.27µm MIN  
NICKEL OVER ALL.  
POST 1.27µm MIN NICKEL PLATED.

TABLE 1  
INTERCONNECTIONS WITH BACKPLANE CONNECTOR

TYPICAL INTERCONNECTIONS FOR EACH COLUMN (WAFER): 2, 3

CONTACT USAGE	DAUGHTERCARD CONNECTOR PIN	BACKPLANE CONNECTOR PIN
POWER	ax, bx, cx	ax, bx, cx, dx
POWER	ex, fx, gx	fx, gx, hx, ix
NOT CONNECTED	dx	ex

TYPICAL INTERCONNECTIONS FOR EACH COLUMN (WAFER): 4, 5, 6

CONTACT USAGE	DAUGHTERCARD CONNECTOR PIN	BACKPLANE CONNECTOR PIN
SIGNAL	ax	bx
SIGNAL	bx	cx
SIGNAL	dx	ex
SIGNAL	fx	gx
SIGNAL	gx	hx
GROUND	cx, ex, (ALL COMMONED)	ax, dx, fx, ix

TYPICAL INTERCONNECTIONS FOR EACH ODD-NUMBERED COLUMN (WAFER): 7, 9, 11, 13, 15

CONTACT USAGE	DAUGHTERCARD CONNECTOR PIN	BACKPLANE CONNECTOR PIN
SIGNAL PAIR	ax	ax
SIGNAL PAIR	bx	bx
SIGNAL PAIR	dx	ex
SIGNAL PAIR	ex	fx
SIGNAL PAIR	gx	ix
GROUND	cx, fx (ALL COMMONED)	cx, dx, gx, hx

TYPICAL INTERCONNECTIONS FOR EACH EVEN-NUMBERED COLUMN (WAFER): 8, 10, 12, 14, 16

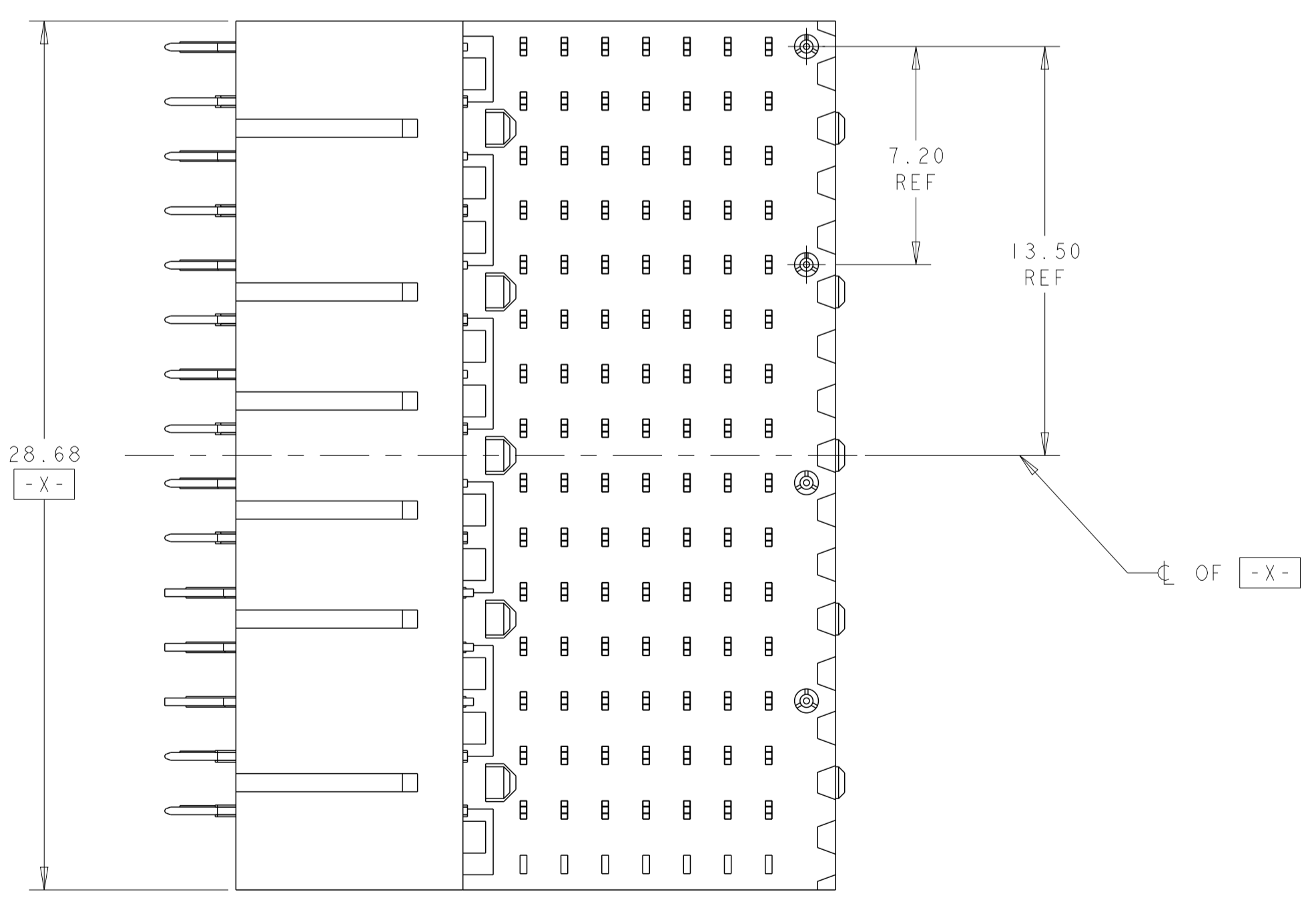
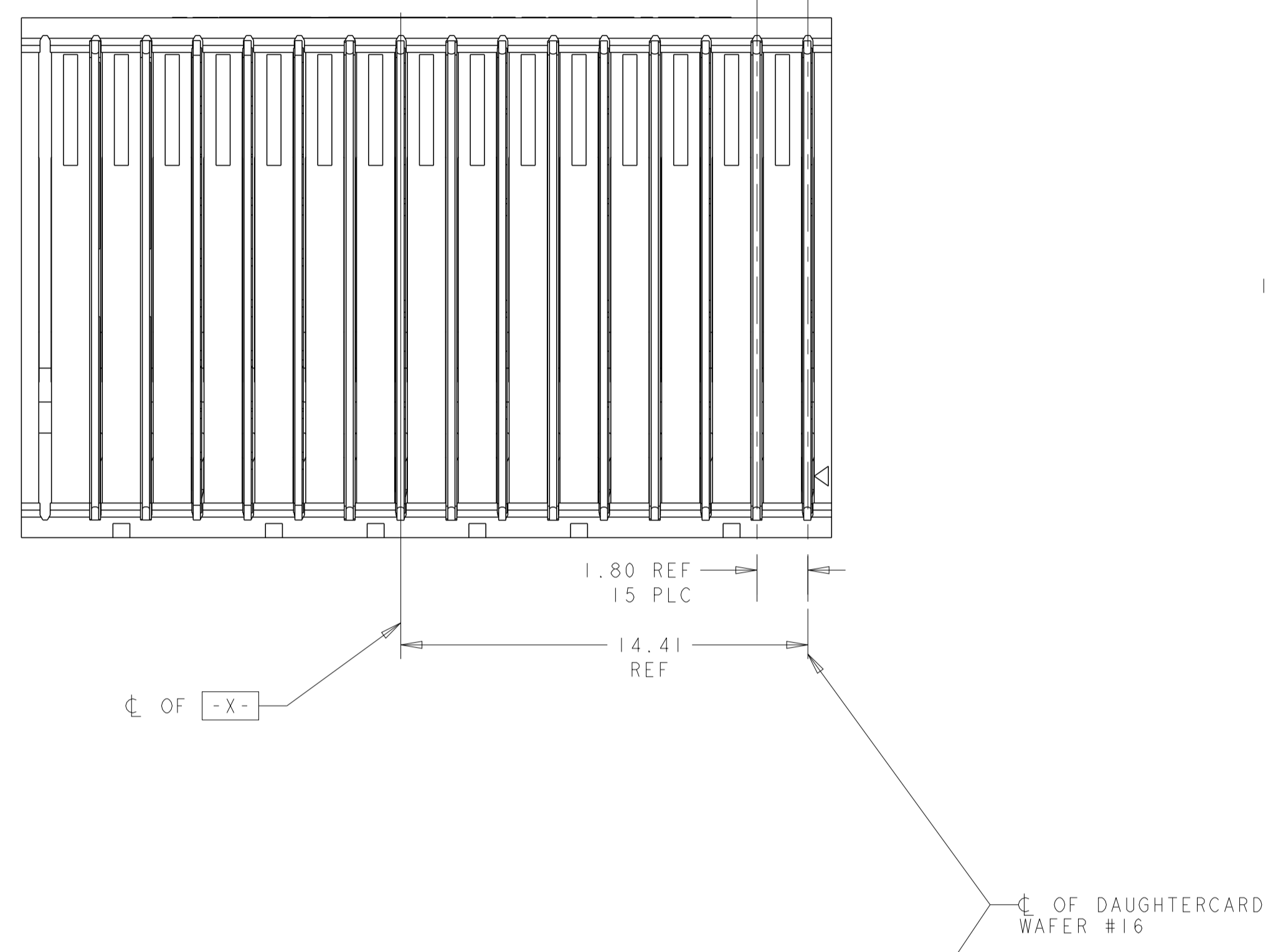
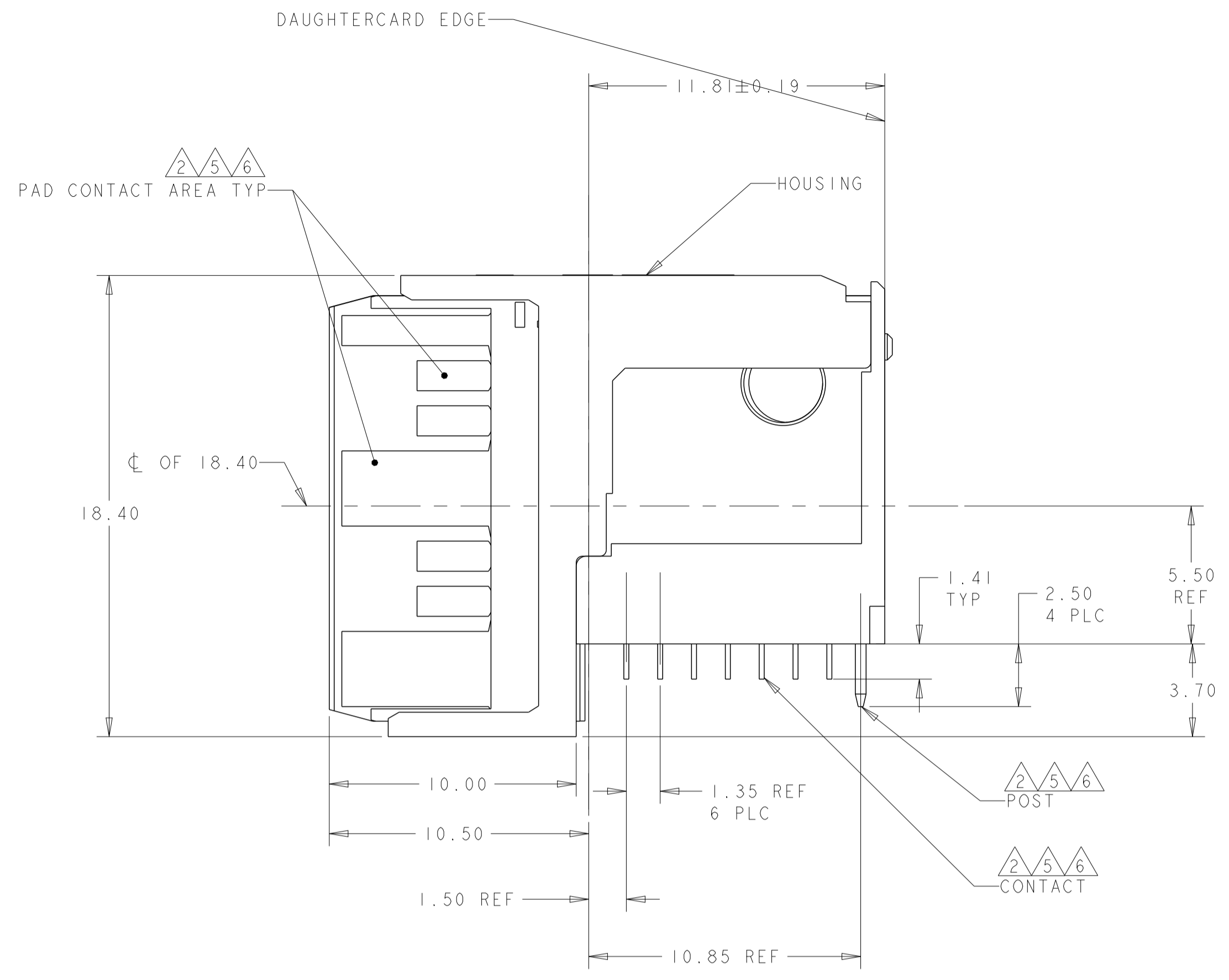
CONTACT USAGE	DAUGHTERCARD CONNECTOR PIN	BACKPLANE CONNECTOR PIN
SIGNAL PAIR	bx	cx
SIGNAL PAIR	cx	dx
SIGNAL PAIR	ex	gx
SIGNAL PAIR	fx	hx
GROUND	ax, dx, gx, (ALL COMMONED)	ax, bx, ex, fx, ix

NOTE: "x" DESIGNATES THE COLUMN NUMBER

①	1410968-4
②	1410968-3
③	1410968-2
PLATING	PART NO

PRELIMINARY-NOT RELEASED FOR PRODUCTION

THIS DRAWING IS A CONTROLLED DOCUMENT.		OWN: R. TREA 17FEB2006	
DIMENSIONS: mm		CHK: G. GRIFFITH 17FEB2006	
TOLERANCES UNLESS OTHERWISE SPECIFIED:		APVD: 17FEB2006	<b>RIGHT-ANGLE PLUG ASSEMBLY, 7 ROW, CENTER, 20.3mm, MultiGig RT2, DAUGHTERCARD CONNECTOR, COMBO</b>
0 PLC ±		PRODUCT SPEC 108-2072	
1 PLC ±0.5		APPLICATION SPEC 114-13056	SIZE: 114-13056 WEIGHT: - CAGE CODE: 1410968
2 PLC ±0.13		RESTRICTED TO	
3 PLC ±		SCALE: 6:1	SHEET 1 OF 1 REV G
4 PLC ±			
ANGLES ±1°			
FINISH			
MATERIAL			
SEE TABLE			



PC BOARD LAYOUT (CONNECTOR SIDE) SCALE 5:1

单击下面可查看定价，库存，交付和生命周期等信息

[>>TE Connectivity\(泰科\)](#)