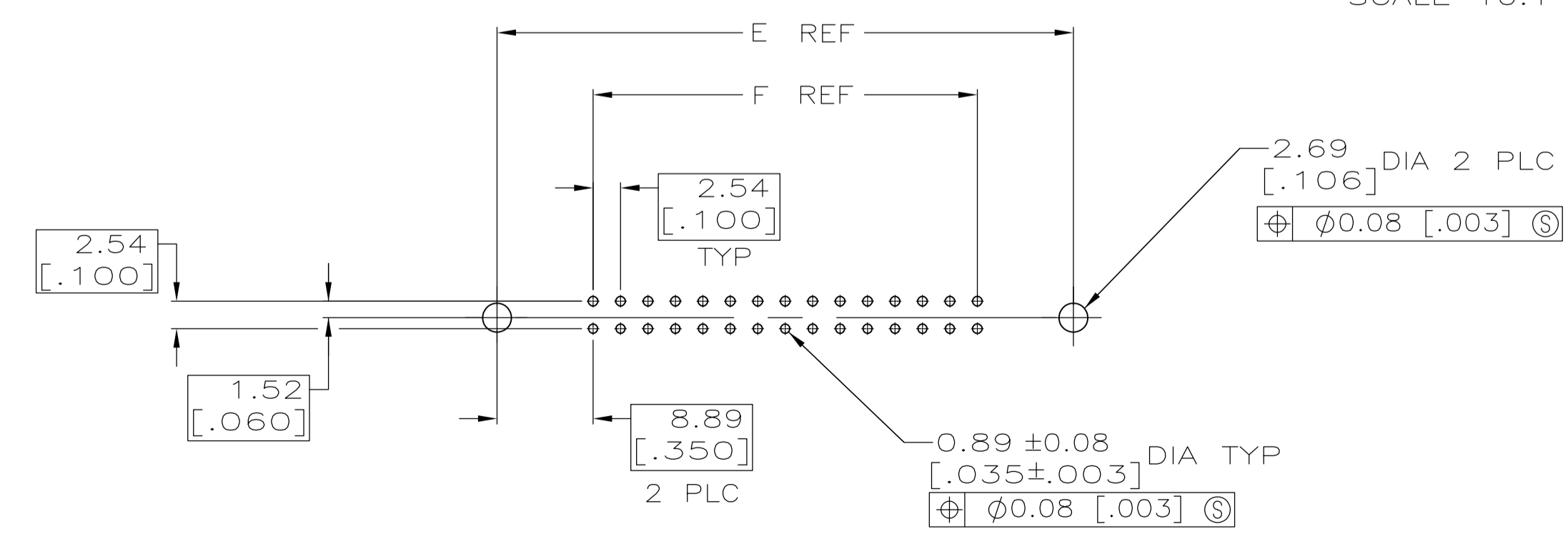
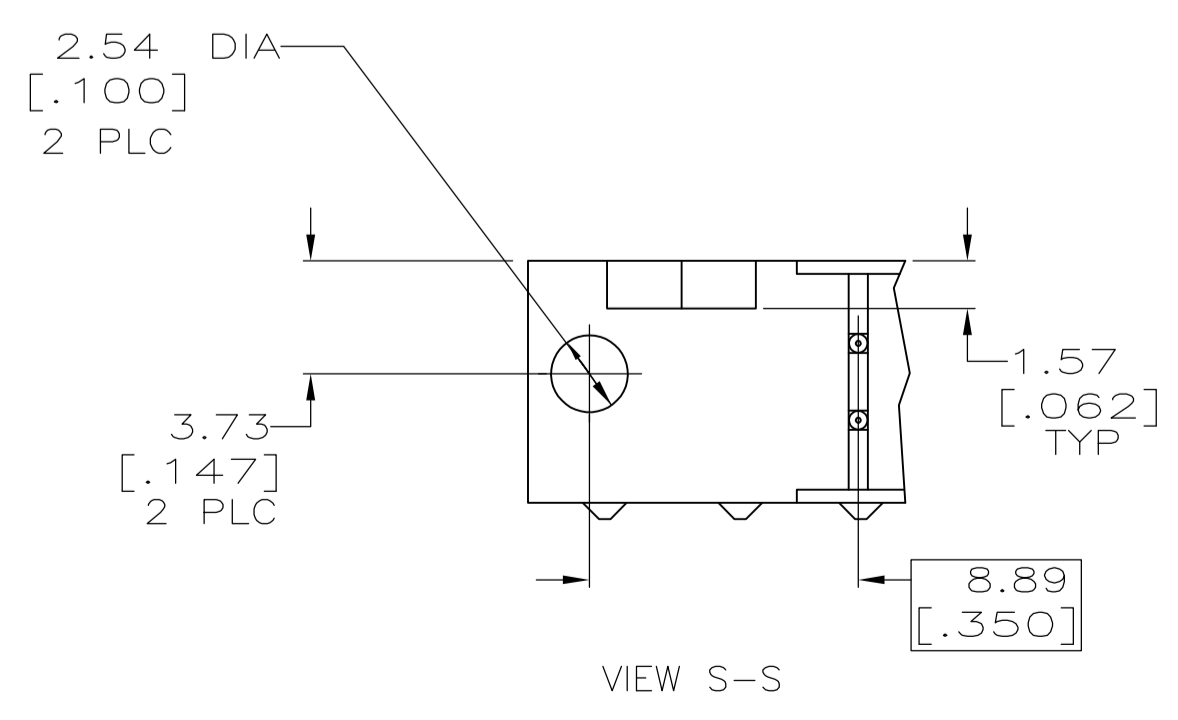
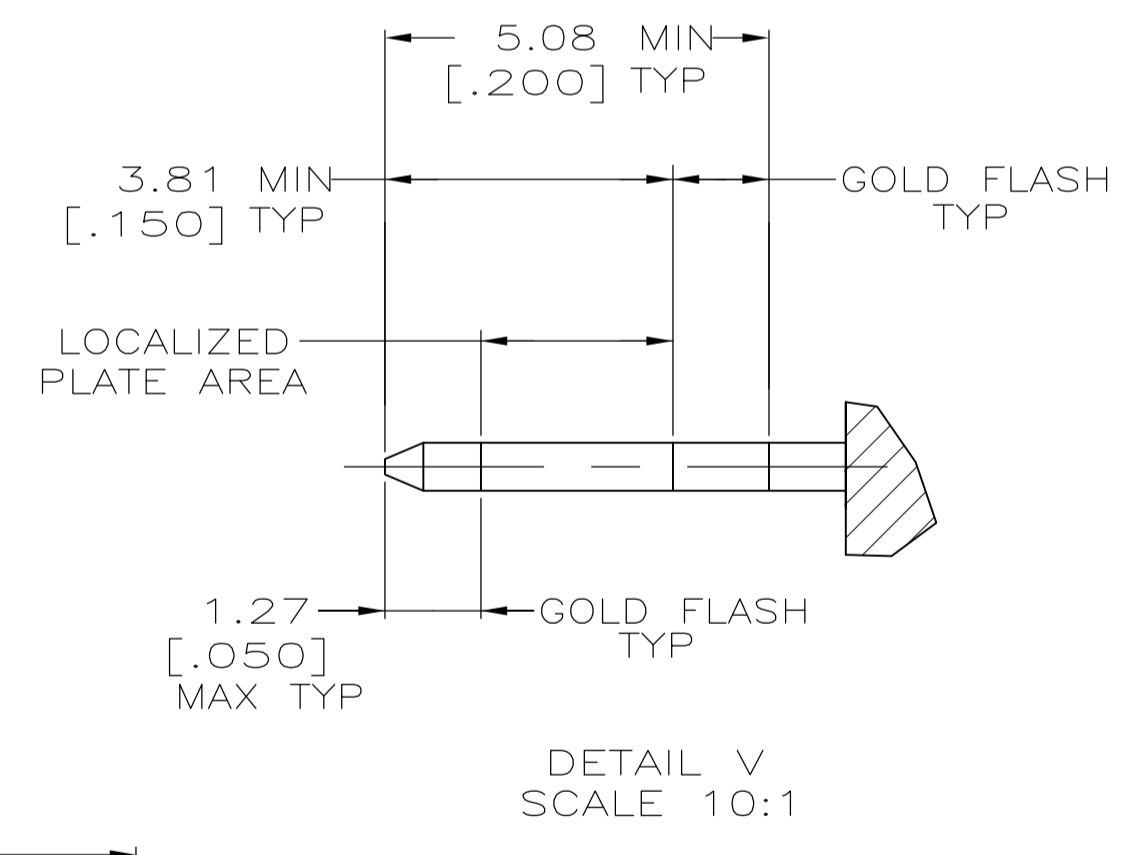
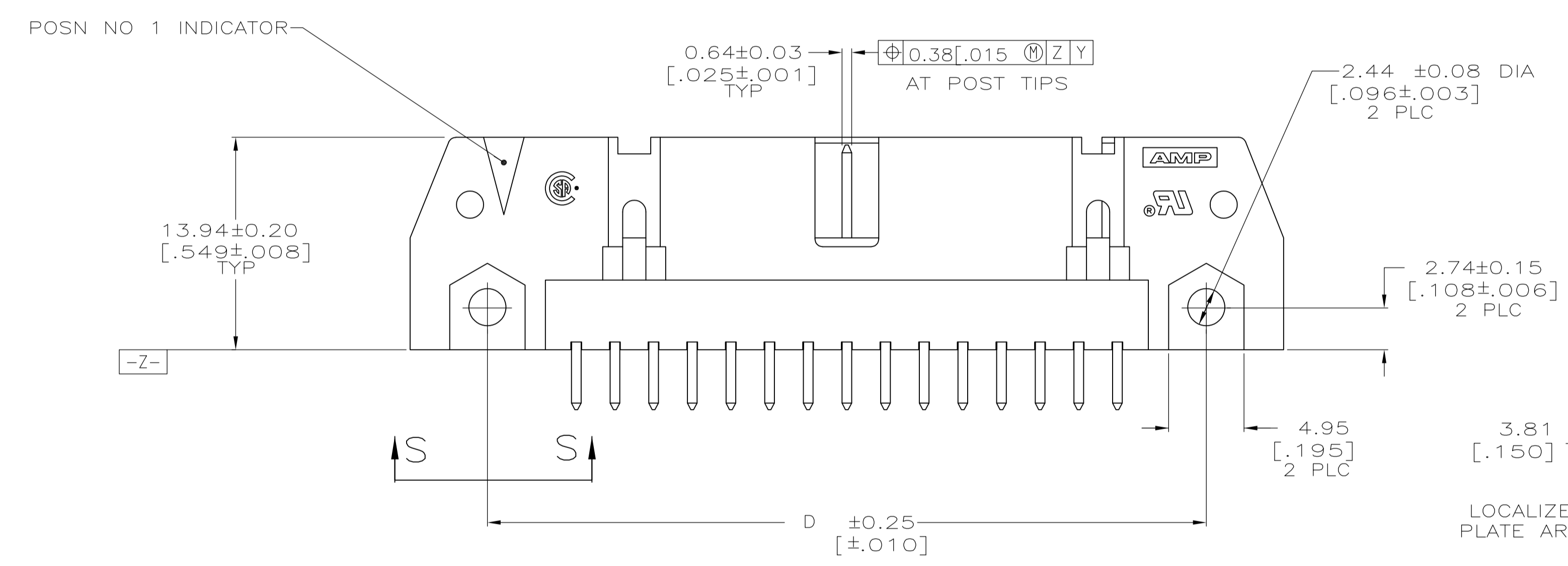


- 1. COORDINATE DIMENSION APPLIES FROM BASIC LOCATION.
- 2. 10 AND 14 POSITION SIZES CONTAIN ONLY ONE SLOT FOR SNAP-IN POLARIZER (MILITARY POLARIZATION) LOCATED AS SHOWN.
- 3. 10 POSITION SIZES CONTAIN ONLY ONE SLOT FOR DUAL POLARIZATION, LOCATED AS SHOWN.
- 4. RECOMMENDED PRINTED CIRCUIT BOARD THICKNESS IS 3.18 [0.125].
- 5. POSTS:
 GOLD FLASH OVER PALLADIUM-NICKEL PLATE, 0.38µm [0.000015] MIN TOTAL ON THE LOCALIZED PLATE AREA,
 2.54µm [0.000100] MIN TIN-LEAD PLATE ON THE SOLDER-TAIL,
 1.27µm [0.000050] MIN NICKEL UNDERPLATE ON THE ENTIRE POST.
 OR
 0.38µm [0.000015] MIN GOLD PLATE ON THE LOCALIZED PLATE AREA,
 2.54µm [0.000100] MIN TIN-LEAD PLATE ON THE SOLDER-TAIL,
 1.27µm [0.000050] MIN NICKEL UNDERPLATE ON THE ENTIRE POST.
- 6. MATERIAL:
 HOUSING: GLASS FILLED NYLON OR POLYESTER, 94V-0 RATED, BLACK.
 POSTS: PHOSPHOR BRONZE OR BRASS.



	F	E	D	C	B	A	NO OF POSN	PART NUMBER
OBSOLETE	53.34 [2.100]	71.12 [2.800]	65.02 [2.560]	75.18 [2.960]	71.12 [2.800]	60.96 [2.400]	44	1-102155-3
	78.74 [3.100]	96.52 [3.800]	90.42 [3.560]	100.58 [3.960]	96.52 [3.800]	86.36 [3.400]	64	1-102155-2
OBSOLETE	73.66 [2.900]	91.44 [3.600]	85.34 [3.360]	95.50 [3.760]	91.44 [3.600]	81.28 [3.200]	60	1-102155-1
	60.96 [2.400]	78.74 [3.100]	72.64 [2.860]	82.80 [3.260]	78.74 [3.100]	68.58 [2.700]	50	1-102155-0
	48.26 [1.900]	66.04 [2.600]	59.94 [2.360]	70.10 [2.760]	66.04 [2.600]	55.88 [2.200]	40	102155-9
	40.64 [1.600]	58.42 [2.300]	52.32 [2.060]	62.48 [2.460]	58.42 [2.300]	48.26 [1.900]	34	102155-8
OBSOLETE	35.56 [1.400]	53.34 [2.100]	47.24 [1.860]	57.40 [2.260]	53.34 [2.100]	43.18 [1.700]	30	102155-7
	30.48 [1.200]	48.26 [1.900]	42.16 [1.660]	52.32 [2.060]	48.26 [1.900]	38.10 [1.500]	26	102155-6
	27.94 [1.100]	45.72 [1.800]	39.62 [1.560]	49.78 [1.960]	45.72 [1.800]	35.56 [1.400]	24	102155-5
OBSOLETE	22.86 [0.900]	40.64 [1.600]	34.54 [1.360]	44.70 [1.760]	40.64 [1.600]	30.48 [1.200]	20	102155-4
	17.78 [0.700]	35.56 [1.400]	29.46 [1.160]	39.62 [1.560]	35.56 [1.400]	25.40 [1.000]	16	102155-3
OBSOLETE	15.24 [0.600]	33.02 [1.300]	26.92 [1.060]	37.08 [1.460]	33.02 [1.300]	22.86 [0.900]	14	102155-2
	10.16 [0.400]	27.94 [1.100]	21.84 [0.860]	32.00 [1.260]	27.94 [1.100]	17.78 [0.700]	10	102155-1

THIS DRAWING IS A CONTROLLED DOCUMENT. H.MOLL 4-23-90, R.STONE 11-28-90, Tyco Electronics Corporation, Harrisburg, PA 17105-3608.

DIMENSIONS: mm [INCHES]	TOLERANCES UNLESS OTHERWISE SPECIFIED:	PRODUCT SPEC	NAME
0 PLC ± -	1 PLC ± -	108-40018	HEADER ASSY, UNIVERSAL, AMP-LATCH
2 PLC ± -	3 PLC ± 0.13[0.005]	APPLICATION SPEC	
4 PLC ± -	ANGLES ± -	SIZE	CAGE CODE
		A1	00779
MATERIAL	FINISH	WEIGHT	DRAWING NO
			102155
		CUSTOMER DRAWING	SCALE 4:1
			SHEET 1 OF 1

单击下面可查看定价，库存，交付和生命周期等信息

[>>TE Connectivity\(泰科\)](#)