

4

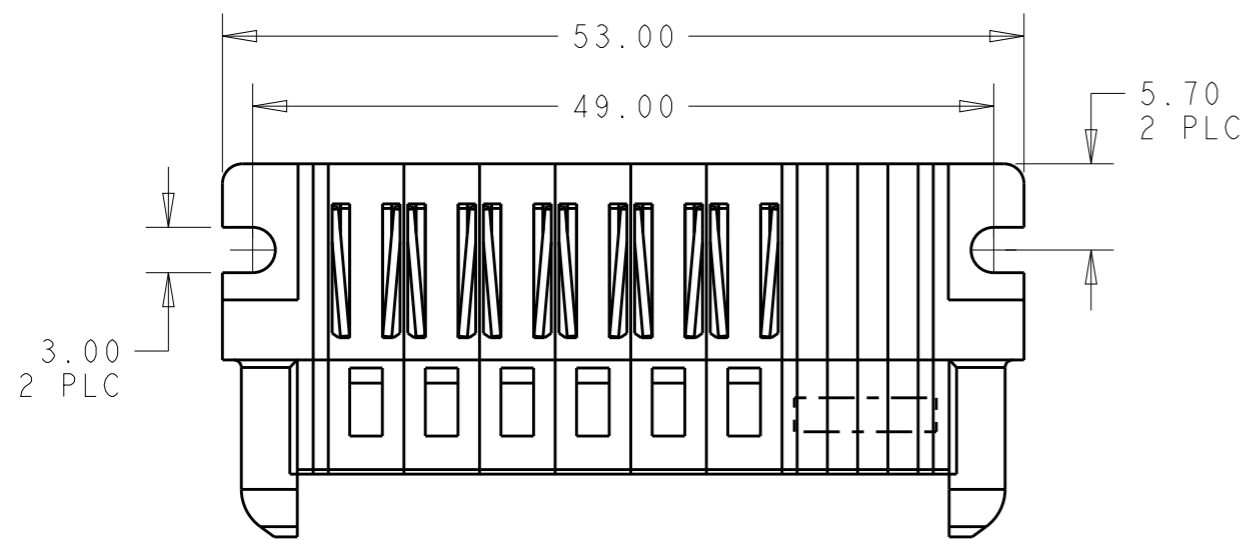
3

2

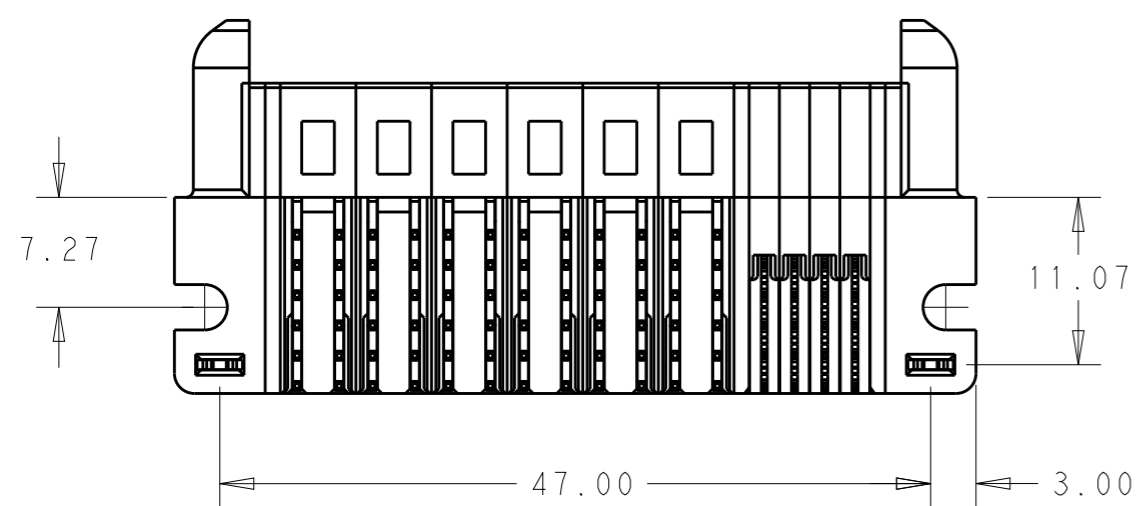
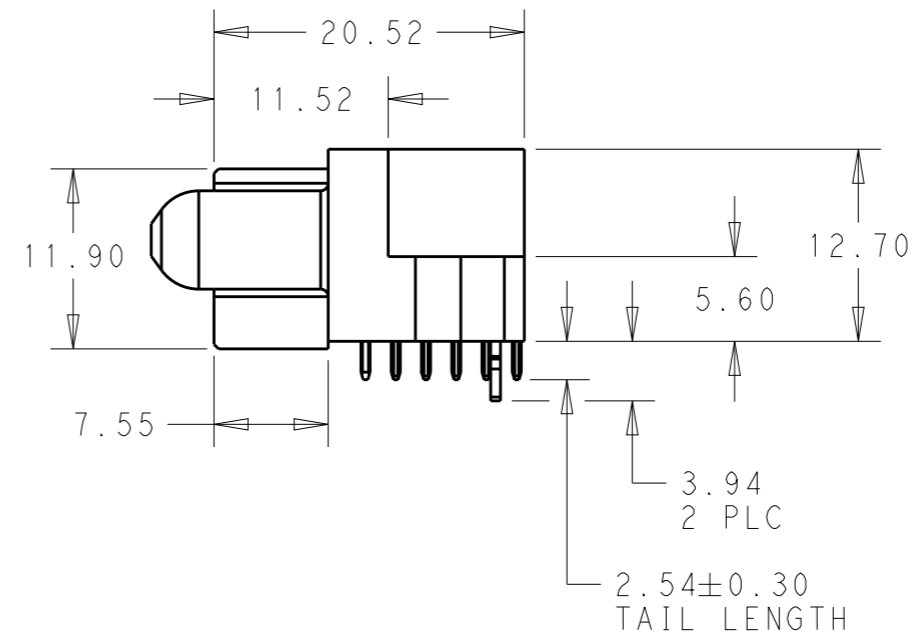
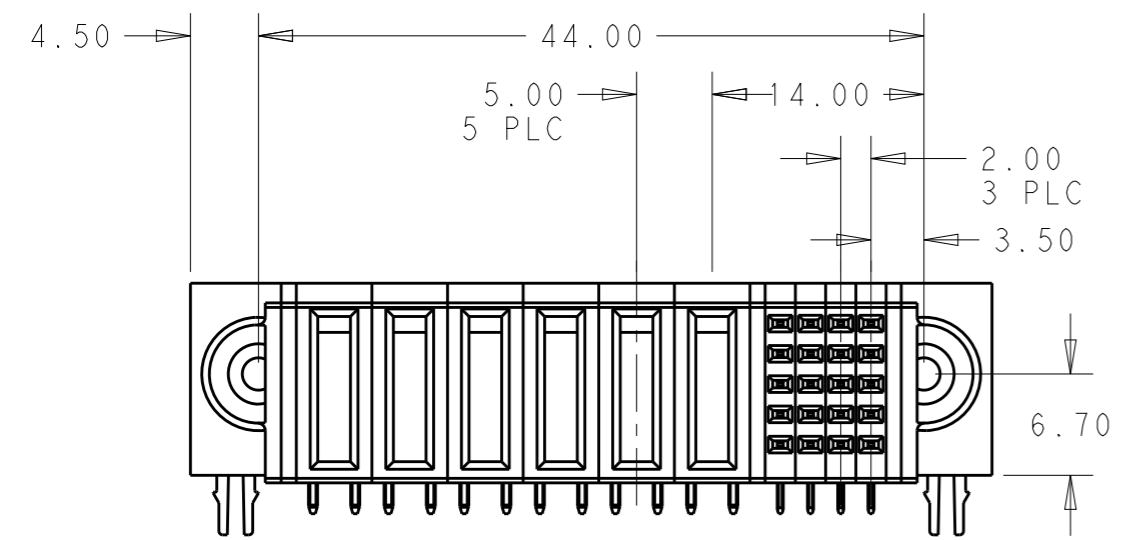
1

THIS DRAWING IS UNPUBLISHED. RELEASED FOR PUBLICATION 20
 © COPYRIGHT 20 BY - ALL RIGHTS RESERVED.

REVISIONS					
P	LTR	DESCRIPTION	DATE	DWN	APVD
1		PROPOSAL DESIGN	31OCT2018	WY	SZ
2		UPDATE SIGNAL PIN HOLE FROM 1.02 TO 0.72	15NOV2018	WY	SZ
A		REVISED	10DEC2019	WY	SZ



- 1 "TE", PART NUMBER, AND DATECODE TO BE MARKED IN AREA SHOWN. PARTS UNDER 2.00 LONG MAY BE MARKED ON BOTH SIDES.
- 2 MATERIAL:
HOUSING - GLASS FILLED HIGH TEMP THERMO PLASTIC, BLACK, UL94 V-0
SIGNAL CONTACT - COPPER ALLOY
POWER CONTACT - HIGH CONDUCTIVITY COPPER ALLOY
- 3 CONTACT PLATING: NOBLE METAL PLATING ON CONTACT FUNCTIONAL AREA OF POWER AND SIGNAL CONTACTS.
- 4 MECHANICAL CONNECTOR KEEP OUT ZONE.
- 5 DATUM AND BASIC DIMENSIONS ESTABLISHED BY CUSTOMER.
- 6 PCB - HOLE DIAMETERS ARE FINISHED HOLE SIZE.
- 7 PCB - .0453±.0010 DRILLED HOLES PLATED WITH .0003 MIN Sn OVER .001 TO .003 Cu PLATING TO ACHIEVE A .040 ±.003 HOLE.



20S + 6P	2334571-1
DESCRIPTION	PART NUMBER

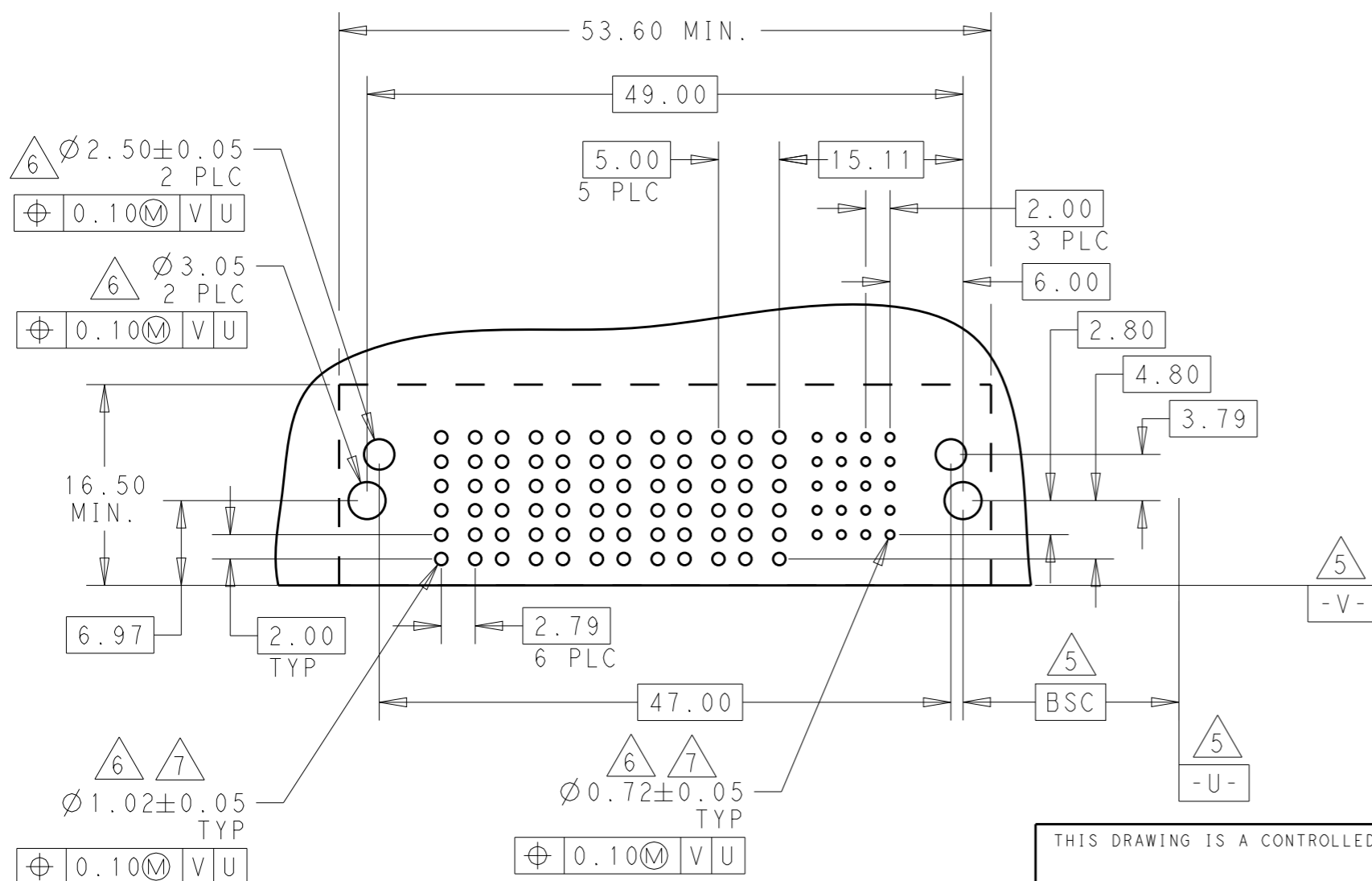
THIS DRAWING IS A CONTROLLED DOCUMENT.		DWN	31OCT2018	STE TE Connectivity	NAME RIGHT ANGLE RECEPTACLE, SOLDER MULTI-BEAM PLUS
DIMENSIONS: mm		CHK	31OCT2018		
TOLERANCES UNLESS OTHERWISE SPECIFIED:		APVD	31OCT2018		
0 PLC ±- 1 PLC ±- 2 PLC ±0.15 3 PLC ±0.05 4 PLC ±- ANGLES ±-		PRODUCT SPEC	-		
MATERIAL		FINISH	-	APPLICATION SPEC	-
- 2		- 3		WEIGHT	-
CUSTOMER DRAWING				SIZE	A3
				CAGE CODE	00779
				DRAWING NO	2334571-1
				RESTRICTED TO	-
				SCALE	1:1
				SHEET	1 OF 2
				REV	A

REVISIONS

P	LTR	DESCRIPTION	DATE	DWN	APVD
		SEE SHEET 1			

PART NUMBER	ROWS	POWER													
		P6	P5	P4	P3	P2	P1	4	3	2	1				
2334571-1	E											V5	V5	V5	V5
	D											V4	V4	V4	V4
	C	RN	RM	RN	RM	RN	RM	RN	RM	RN	RM	V3	V3	V3	V3
	B											V2	V2	V2	V2
	A	HD										V1	V1	V1	V1

20S+6P



RECOMMENDED PCB LAYOUT

STD SOLDER TYPE SIGNAL CONTACT, R/A, ROW E	V5
STD SOLDER TYPE SIGNAL CONTACT, R/A, ROW D	V4
STD SOLDER TYPE SIGNAL CONTACT, R/A, ROW C	V3
STD SOLDER TYPE SIGNAL CONTACT, R/A, ROW B	V2
STD SOLDER TYPE SIGNAL CONTACT, R/A, ROW A	V1
STD SOLDER POWER CONTACT, RIGHT	RN
STD SOLDER POWER CONTACT, LEFT	RM
HOUSING	HOUSING
HOLD DOWN, MULTI-BEAM	HD
DESCRIPTION	IDENTIFIER

THIS DRAWING IS A CONTROLLED DOCUMENT.

DIMENSIONS:	TOLERANCES UNLESS OTHERWISE SPECIFIED:
mm	
	0 PLC ±-
	1 PLC ±-
	2 PLC ±0.15
	3 PLC ±0.05
	4 PLC ±-
	ANGLES ±-
MATERIAL	FINISH

DWN WY	31OCT2018
CHK WY	31OCT2018
APVD S7	31OCT2018
PRODUCT SPEC	-
APPLICATION SPEC	-
WEIGHT	-
CUSTOMER DRAWING	

TE Connectivity		NAME		RESTRICTED TO
		RIGHT ANGLE RECEPTACLE, SOLDER MULTI-BEAM PLUS		
SIZE	CAGE CODE	DRAWING NO	-	
A3	00779	C-2334571-1	-	
SCALE		SHEET	OF	REV
1:1		2	2	A

单击下面可查看定价，库存，交付和生命周期等信息

[>>TE Connectivity\(泰科\)](#)