

4

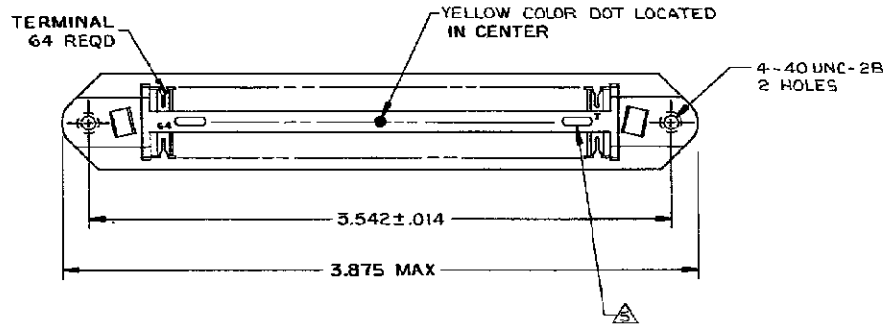
3

2

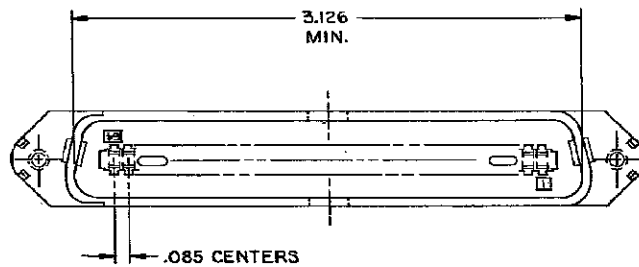
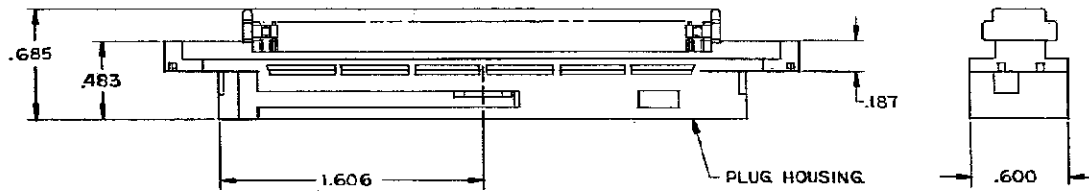
1

THIS DRAWING IS UNPUBLISHED. RELEASED FOR PUBLICATION
 © COPYRIGHT BY TYCO ELECTRONICS CORPORATION. ALL RIGHTS RESERVED.

LOC	DIST	REVISIONS			
GP	00	REV	DESCRIPTION	DATE	BY
		J	REVISED PER ECO-DB-007327	26JAN2009	ZMR/WLM



1. THE CONTACT SURFACES OF THE TERMINALS ARE COATED WITH LUBRICANT.
2. ALL DIMENSIONS SHOWN ARE FOR REFERENCE ONLY UNLESS OTHERWISE SPECIFIED.
3. MATERIAL:
 HOUSING - THERMOPLASTIC (BLACK)
 TERMINALS - HIGH STRENGTH COPPER ALLOY PLATED WITH EITHER .000030 MIN GOLD OR GOLD FLASH OVER PALLADIUM NICKEL .000030 MIN TOTAL ON CONTACT MATING SURFACE. .000050 MIN NICKEL UNDERPLATE OVER ENTIRE TERMINAL.
4. WIRE SIZE: 26, 27, OR 28 AWG 7 STRANDS OF COPPER CONDUCTORS. MAX INSULATION \varnothing .045 IS ACCEPTABLE FOR MOST APPLICATIONS.
5. CORING MAY OR MAY NOT APPEAR AND IS AT THE DISCRETION OF TYCO ELECTRONICS.



AS SHOWN	552488-1
DESCRIPTION	PART NO

THIS DRAWING IS A CONTROLLED DOCUMENT.		DRN G. BOWMAN 12-26-79	Tyco Electronics Corporation Harrisburg, PA 17105-3608
DIMENSIONS: INCHES		CHK M.D. FRIEL 12-26-79	
TOLERANCES UNLESS OTHERWISE SPECIFIED:		APPR B.G. WARD 12-26-79	NAME
0 PLC	±	PRODUCT SPEC	PLUG ASSEMBLY, 64 POSITION, E SLOT W/ 4-40 HOLES, CHAMP-LOK
1 PLC	±	APPLICATION SPEC	
2 PLC	±	WEIGHT	SIZE
3 PLC	±	FINISH	A2
4 PLC	±	CUSTOMER DRAWING	00779
ANGLES	#	SCALE	NTS
		SHEET	1 of 1
		REV	J

单击下面可查看定价，库存，交付和生命周期等信息

[>>TE Connectivity\(泰科\)](#)