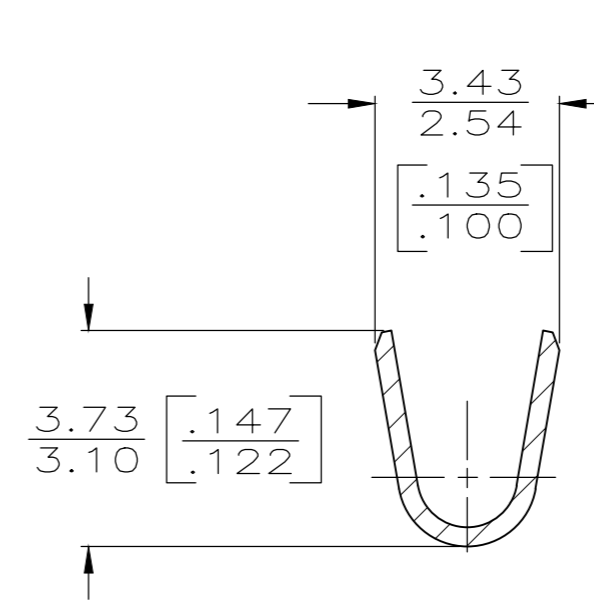
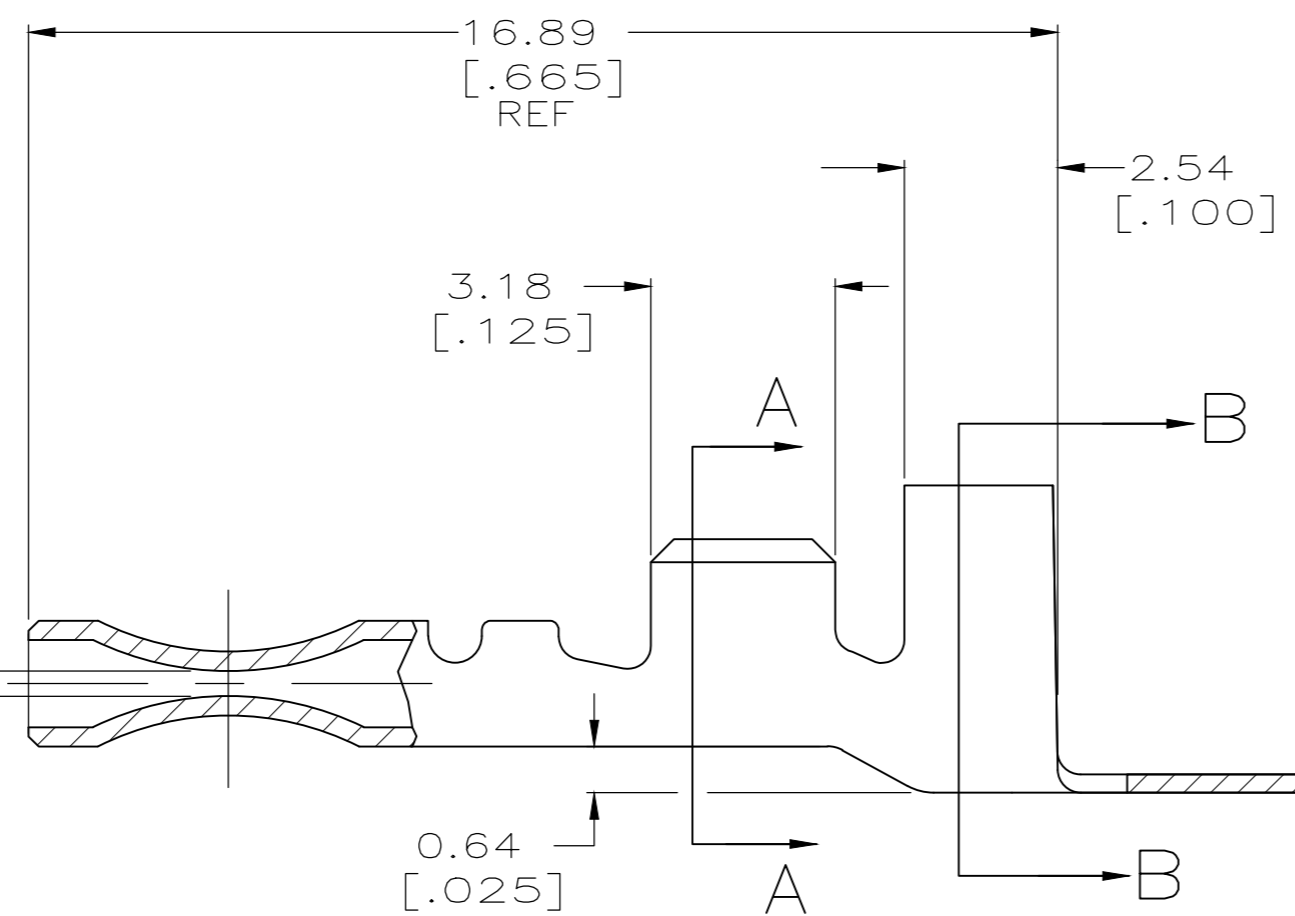
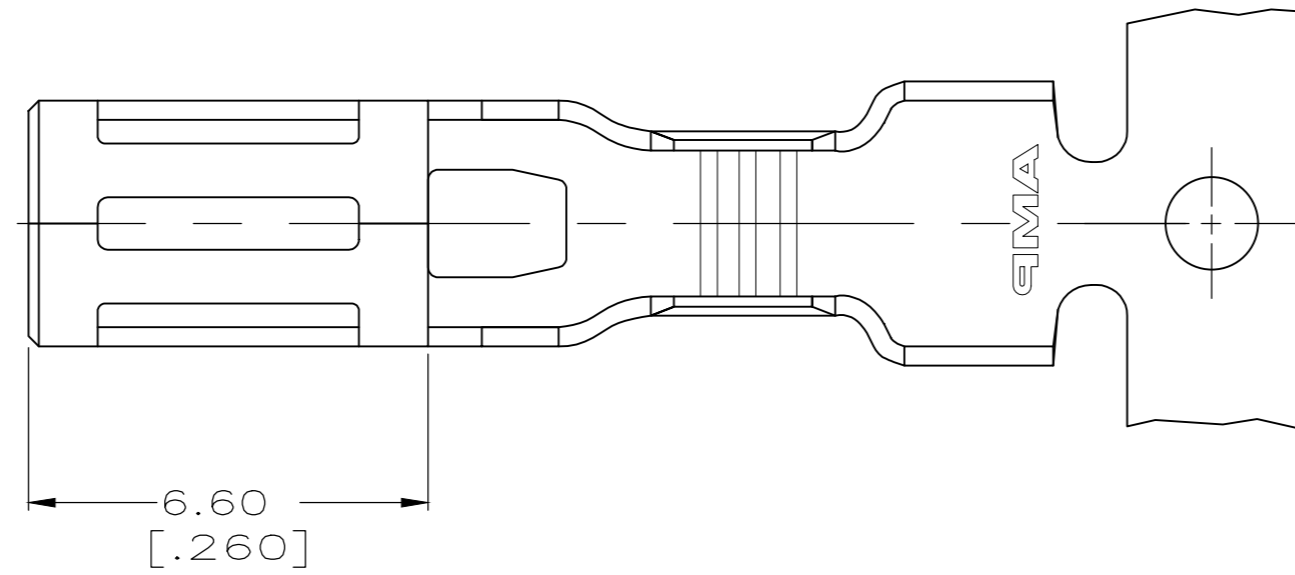


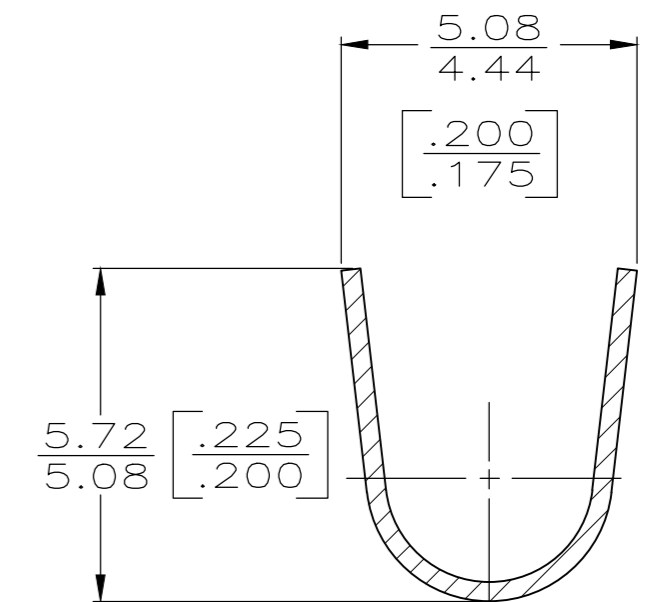
THIS DRAWING IS UNPUBLISHED. RELEASED FOR PUBLICATION
 © COPYRIGHT - TE Connectivity Ltd. ALL RIGHTS RESERVED.

REVISIONS				
P	LTR	DESCRIPTION	DATE	APVD
H4		REVISED PER ECR 18-008253	12JUL18	MD TD

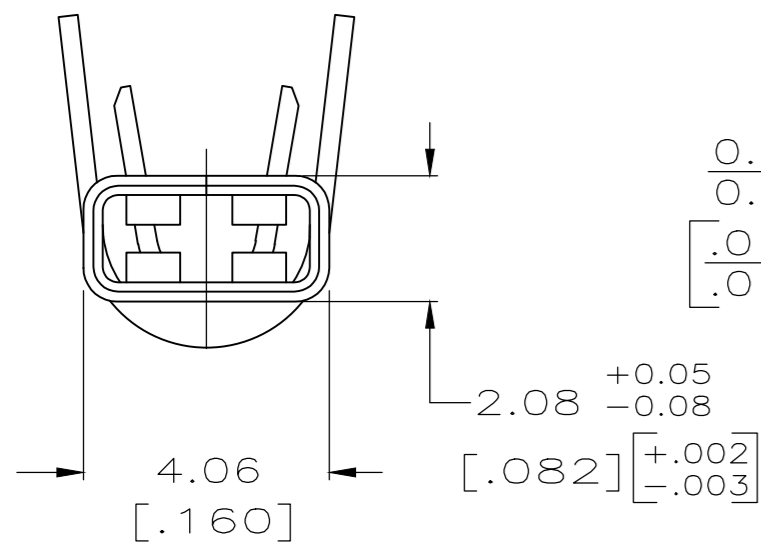
- 1 CONTINUOUS STRIP ON REELS.
- △2 (1) 0.8mm²[#18] AWG - 2.84 [.112] AND
(1) 1.3mm²[#16] AWG - 3.12 [.123] MAX DIA.
- △3 0.003302 [.000130] MAX PRE-TIN PLATE.
- △4 SPECIAL LUBRICANT.
- △5 PRELIMINARY - NOT FOR PRODUCTION.
- △6 NICKEL PLATED.
- △7 PRODUCT SPECIFICATION DOES NOT APPLY TO PART NUMBER 770642-3



SECTION A-A



SECTION B-B



OBSOLETE

OBSOLETE				-770642-4-	
△6	△4	△2	0.5 -2.0mm [20-14] AWG	770642-3	
△3	△4	△2	0.5 -2.0mm ² [20-14] AWG	△5	770642-2
△3	-	△2	0.5 -2.0mm ² [20-14] AWG	770642-1	
FINISH	LUBRICANT	INSULATION RANGE	WIRE RANGE	PART NUMBER	
THIS DRAWING IS A CONTROLLED DOCUMENT.			DWN 02FEB2004 MICHAEL S. FEHER		
DIMENSIONS: mm [INCHES]			CHK 02FEB2004 DONALD F. DECKER		
TOLERANCES UNLESS OTHERWISE SPECIFIED:			APVD 02FEB2004 DONALD F. DECKER		
0 PLC ± -			NAME		
1 PLC ± -			PRODUCT SPEC		
2 PLC ± 0.25 [.010]			108-1271 △7		
3 PLC ± -			APPLICATION SPEC		
4 PLC ± -			114-49003		
ANGLES ± -			WEIGHT 0,000000		
MATERIAL H06 BRASS			FINISH SEE TABLE		
CUSTOMER DRAWING			SCALE 8:1 SHEET 1 of 1 REV H4		
TE Connectivity Ltd.			TERMINAL, TIMER CONNECTOR		
SIZE A2 CAGE CODE 00779 C=770642			DRAWING NO. RESTRICTED TO		

单击下面可查看定价，库存，交付和生命周期等信息

[>>TE Connectivity\(泰科\)](#)