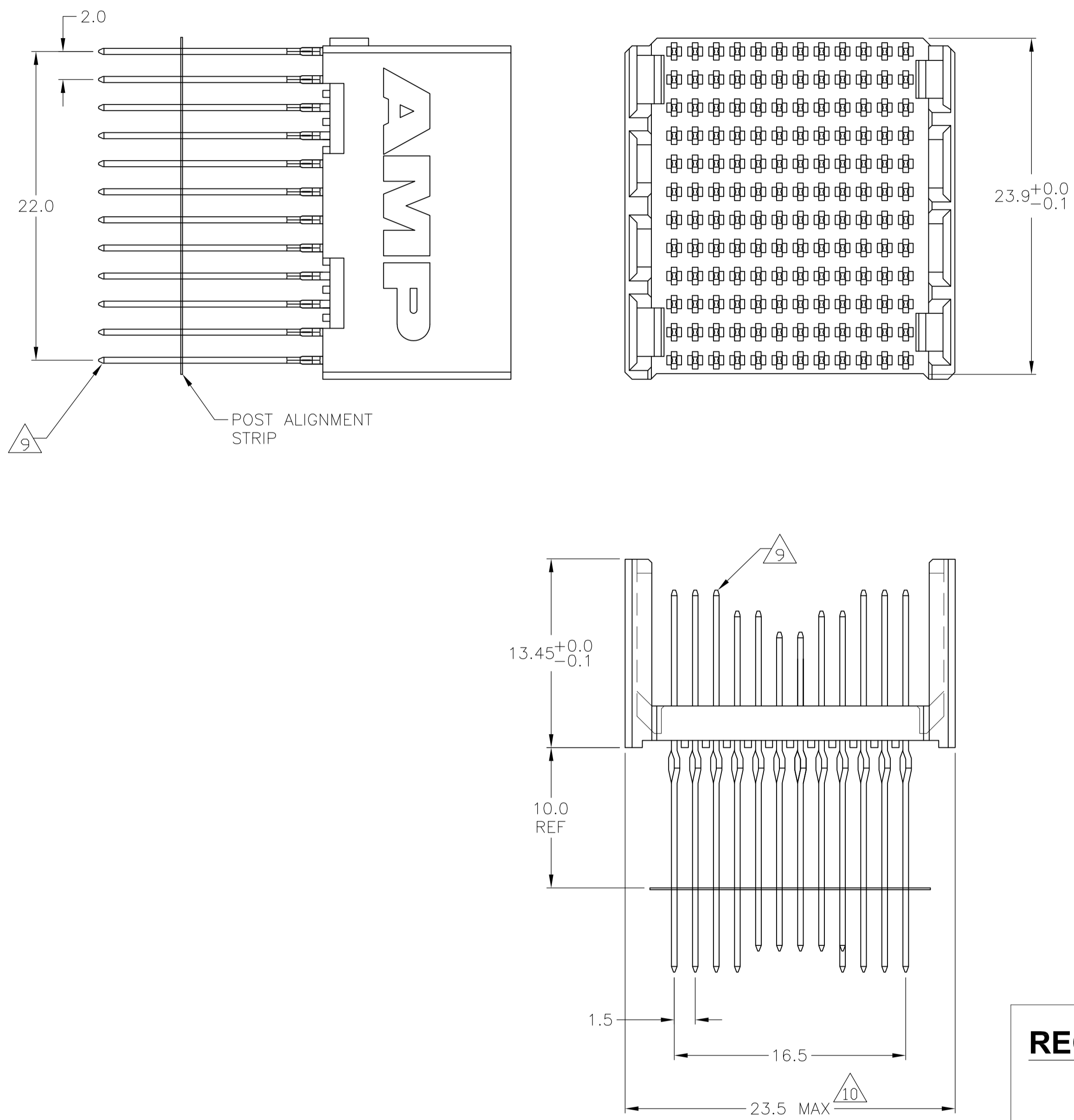
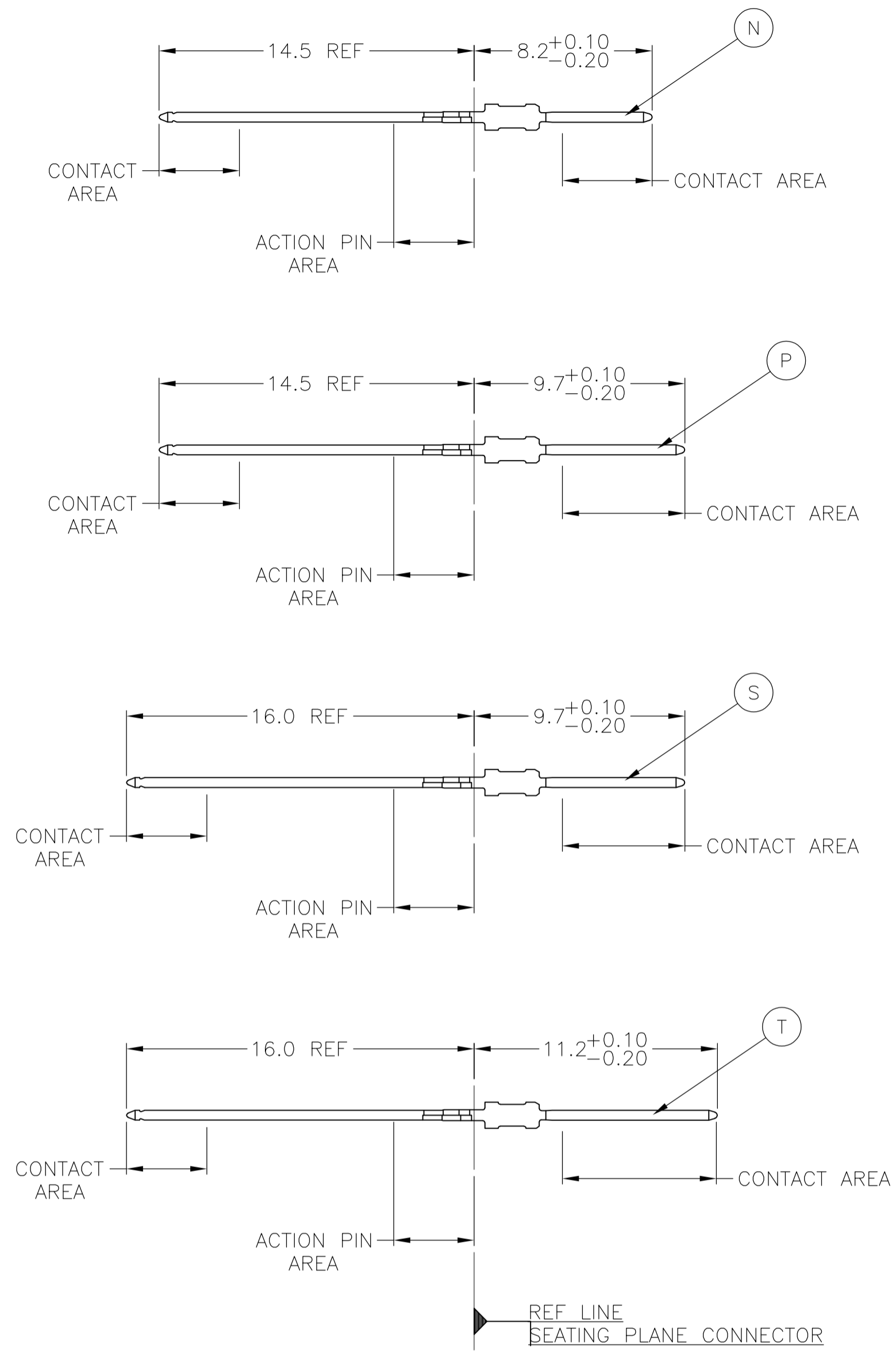


### CONNECTOR ASSEMBLY EXAMPLARY LOADED




### CONTACT DIMENSIONS

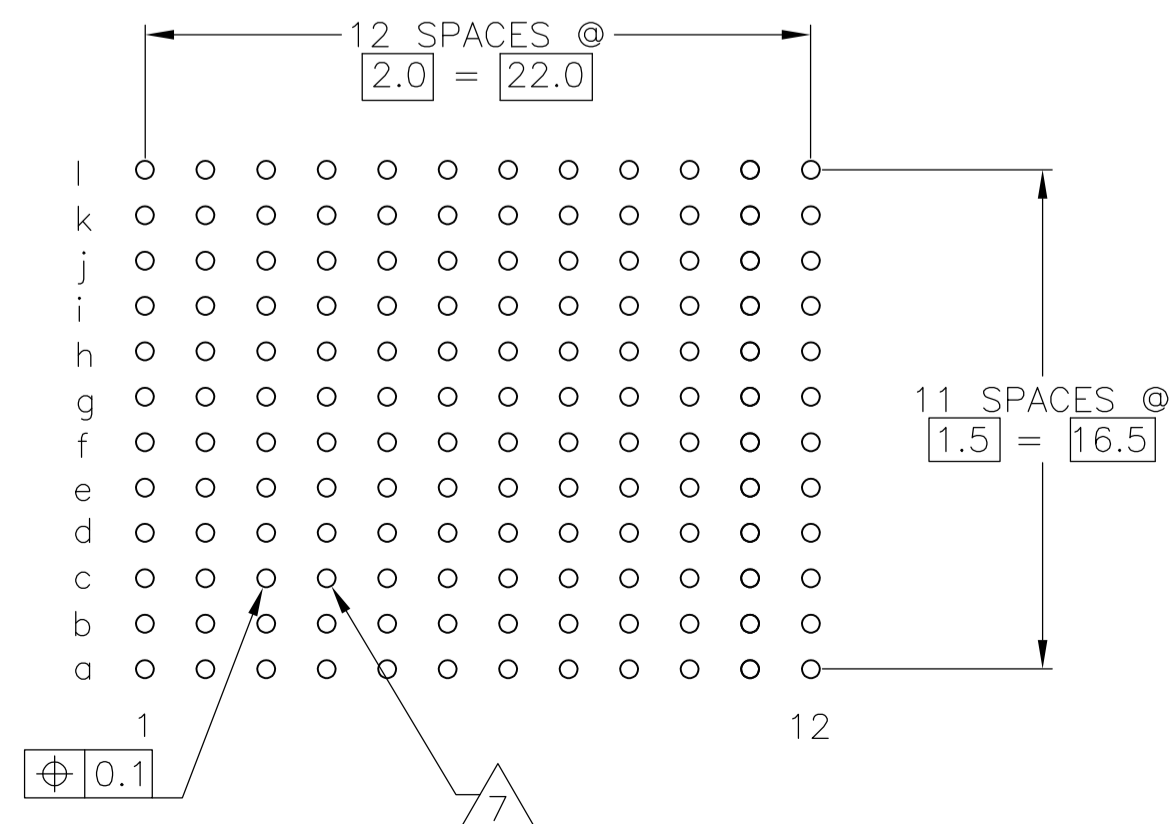
SCALE 5:1



### CONTACT LAYOUT



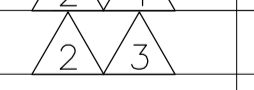



### RECOMMENDED PCB-HOLE LAYOUT COMPONENT SIDE SHOWN



### PLATED THRU HOLES PARAMETERS

REFERENCE APPLICATION SPECIFICATION

	1-5120823-9
	5120823-9
	5120823-4
	5120823-1
FINISH	PART NUMBER

THIS DRAWING IS A CONTROLLED DOCUMENT.		DIN B CARBO 02JUN05	Tyco Electronics Corporation Harrisburg, Pa 17105-3608	
DIMENSIONS: mm		CHK G SKIPPER 02JUN05	NAME	
TOLERANCES UNLESS OTHERWISE SPECIFIED:		APVD G SKIPPER 02JUN05	PRODUCT SPEC	
0-PLC ±		108-1738		
1-PLC ± 0.1		APPLICATION SPEC		
2-PLC ±		114-1132		
3-PLC ±		WEIGHT		
4-PLC ±		A1 00779 5120823		
ANGLES ±		CUSTOMER DRAWING		
FINISH SEE TABLE		SCALE 4:1 SHEET 1 OF 2 REV C		

LOC		DIST		REVISIONS				
P	LTR	DESCRIPTION	DATE	DN	APVO			
AD	00	SEE SHEET 1						

- 1 MATERIAL:  
CONTACT: PHOSPHOR BRONZE.  
HOUSING: GLASS-FILLED POLYESTER.
- 2 GENERAL PLATING SPECIFICATION: UNDERPLATING  
(ENTIRE CONTACT): 1.27µm MIN NICKEL AND ACTION  
PIN: 0.5µm MIN TIN.  
FOR PLATING OF MATING SURFACES SEE APPLICABLE  
SPECIFICATION REFERENCE FOR EACH DASH NUMBER.
- 3 CONFORMS TO ALL TESTING ACCORDING TO IEC 61076-4-101  
PERFORMANCE LEVEL 2.
- 4 CONFORMS TO ALL TESTING ACCORDING TO IEC 61076-4-101  
PERFORMANCE LEVEL 1.
- 5 CONNECTOR TESTED AND QUALIFIED AGAINST TELCORDIA GR-1217-CORE QUALITY LEVEL 3,  
CENTRAL OFFICE APPLICATIONS.
- 6 CONNECTOR TESTED AND QUALIFIED AGAINST TELCORDIA GR-1217-CORE QUALITY LEVEL 3,  
UNCONTROLLED ENVIROMENT APPLICATIONS.
- 7 PLATED-THROUGH HOLES AT 2x2mm SQUARE GRID  
PATTERN DEFINED BY CONTACT LAYOUT.
- 8 FOR ACTUAL PIN LOADING SEE "CONTACT LAYOUT".
- 9 FOR ACTUAL PIN DIMENSIONS SEE "CONTACT DIMENSIONS".
- 10 TO BE MEASURED AT BOTTOM OF SHROUD.
- 11 CONNECTOR LUBRICATED WITH BELCORE APPROVED LUBRICANT,  
TECHNICAL REFERENCE: TR-NWT-001217 ISSUE 1, SEP 1992.

THIS DRAWING IS A CONTROLLED DOCUMENT.		DIN B CARBO 02JUN05		Tyco Electronics Corporation Harrisburg, Pa 17105-3608	
DIMENSIONS: mm		TOLERANCES UNLESS OTHERWISE SPECIFIED: 0-PLC ± 1-PLC ± 0.1 2-PLC ± 3-PLC ± 4-PLC ± ANGLES		APVO G SKIPPER 02JUN05	
		±0.2		NAME 108-1738	
MATERIAL SEE SHEET 1		FINISH SEE SHEET 1		PRODUCT SPEC APPLICATION SPEC 114-1132	
		WEIGHT -		SIZE CAGE CODE DRAWING NO A1 00779 C=5120823	
		CUSTOMER DRAWING		RESTRICTED TO SCALE 4:1 SHEET 2 OF 2 REV C	

单击下面可查看定价，库存，交付和生命周期等信息

[>>TE Connectivity\(泰科\)](#)