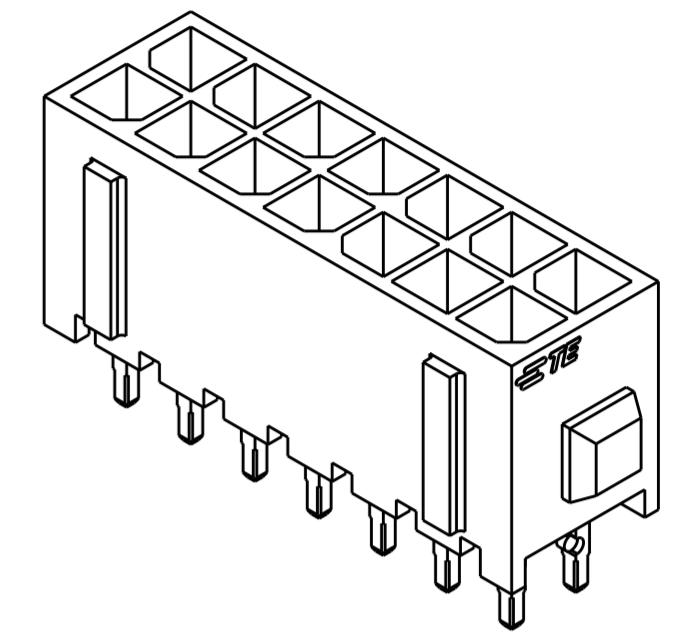
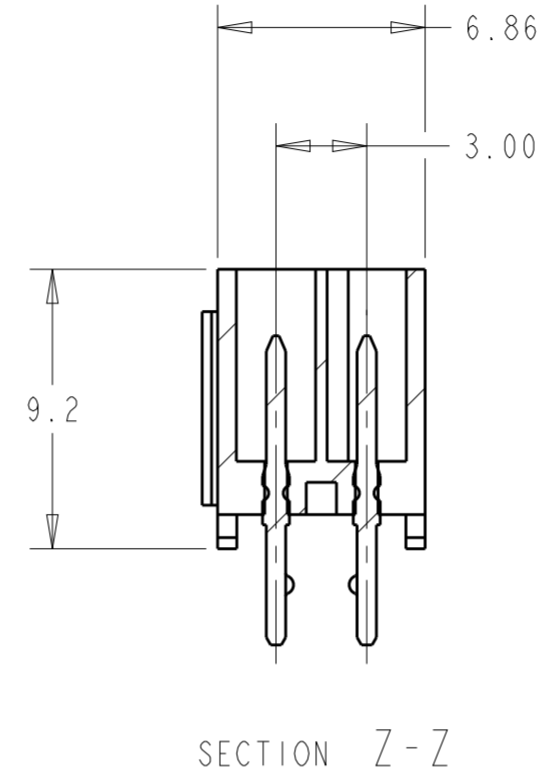
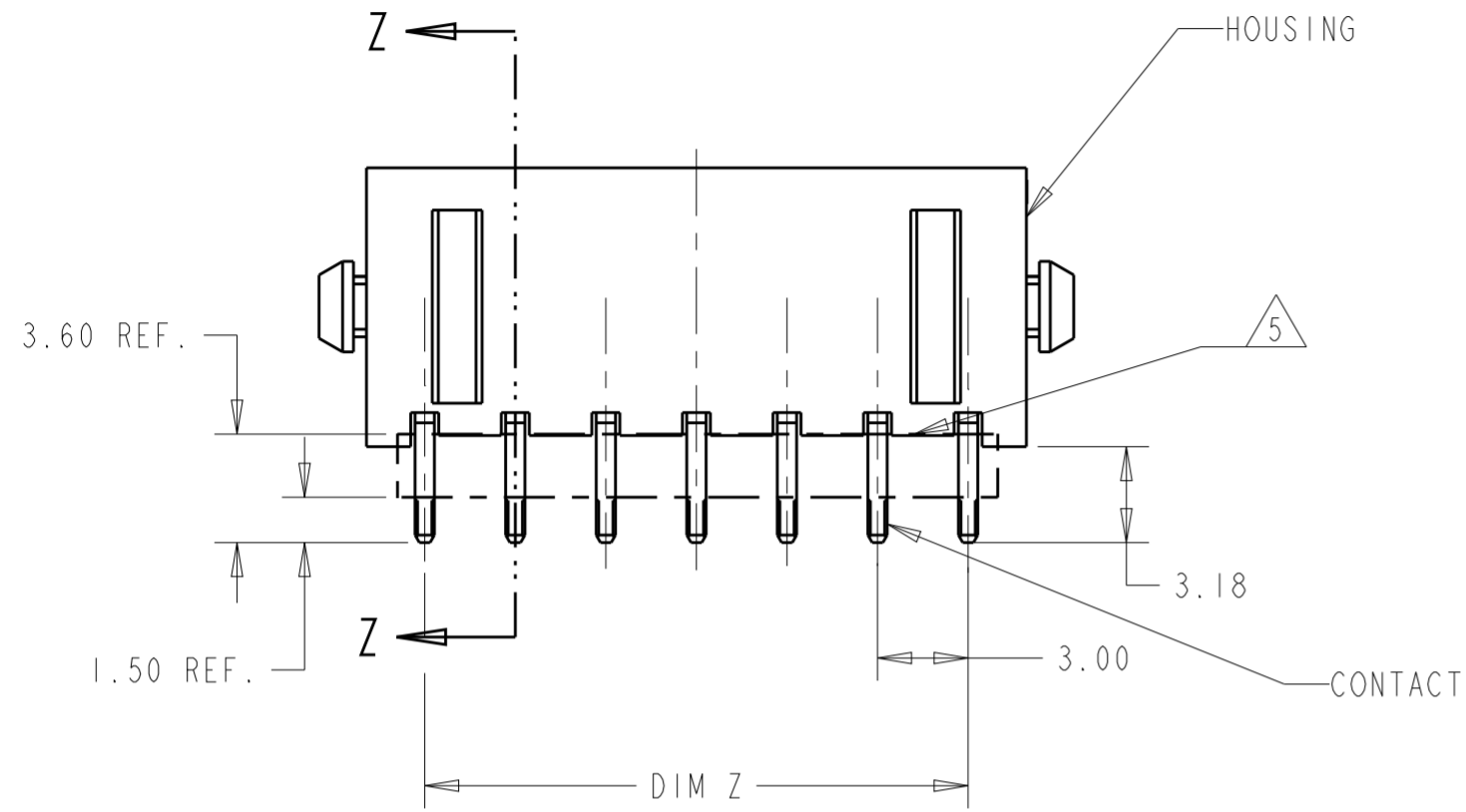
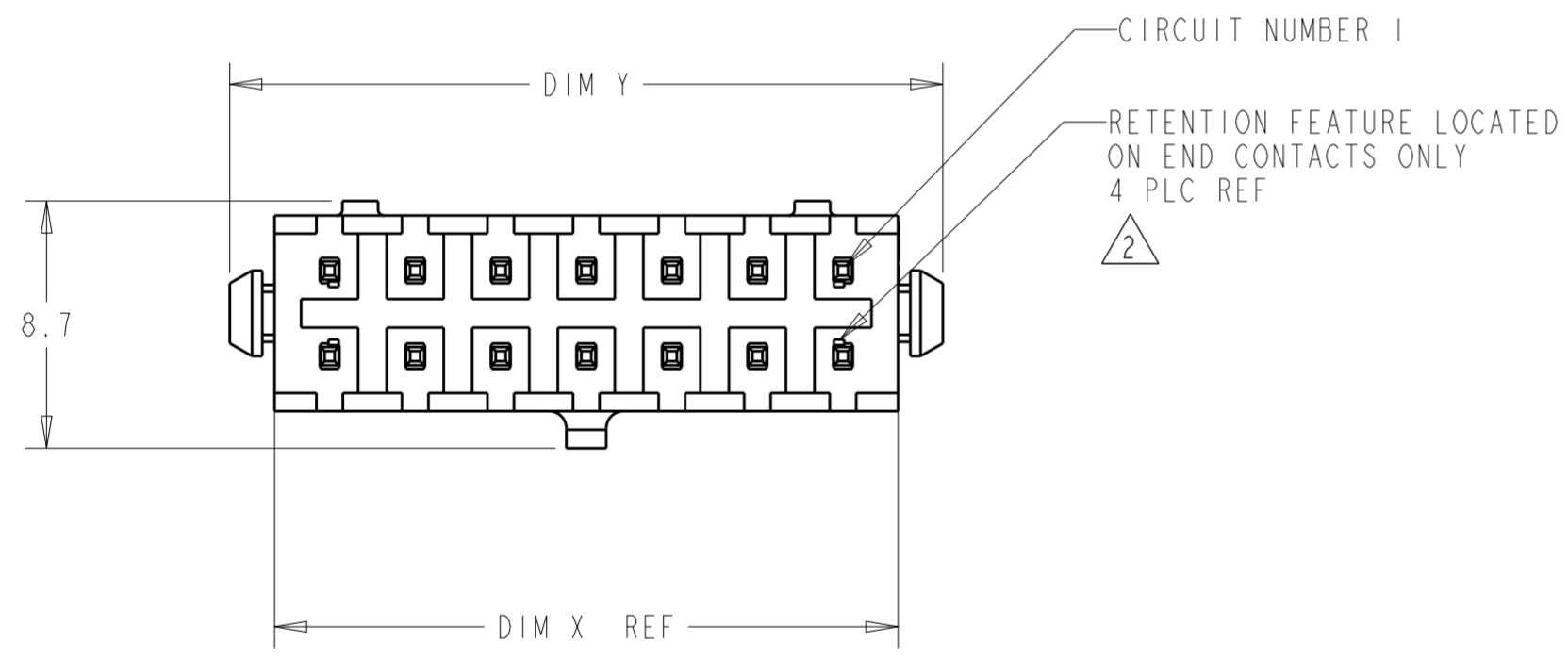


THIS DRAWING IS UNPUBLISHED. RELEASED FOR PUBLICATION  
 © COPYRIGHT 20 BY - ALL RIGHTS RESERVED.

REVISIONS				
P	LTR	DESCRIPTION	DATE	APVD
E1		REVISED PER ECR-16-011494	21JUN2017	NK CX
E2		ECO-19-006502	25APR2019	AP WLS
E3		REVISED PER ECN-20-100750	10DEC2020	WLS VS



- 1 MATERIAL: HOUSING - UL 94V-0 RATED HIGH TEMP. , NYLON, COLOR BLACK.  
CONTACT - BRASS.
- 2 MAXIMUM INSERTION 30 LBS.
- 3 RECOMMENDED BOARD THICKNESS 1.57.
- 4 FINISHING: CONTACT - 0.38µm MINIMUM GOLD ON MATING AREA.  
2.54µm MINIMUM MATTE TIN ON SOLDER TAILS.  
ALL OVER 1.27µm MINIMUM NICKEL.
- 5 CUTTING AREA REGION, NO PLATING IS PRESENT.
- 6 COUNTERPART RECOMMENDED IS PN 794617 (DASH ACCORDING TO NUMBER OF POSITION).
- 7 FOR REELING DIRECTION AND PACKAGING TYPE, SEE SPECIFICATION 114-13000.

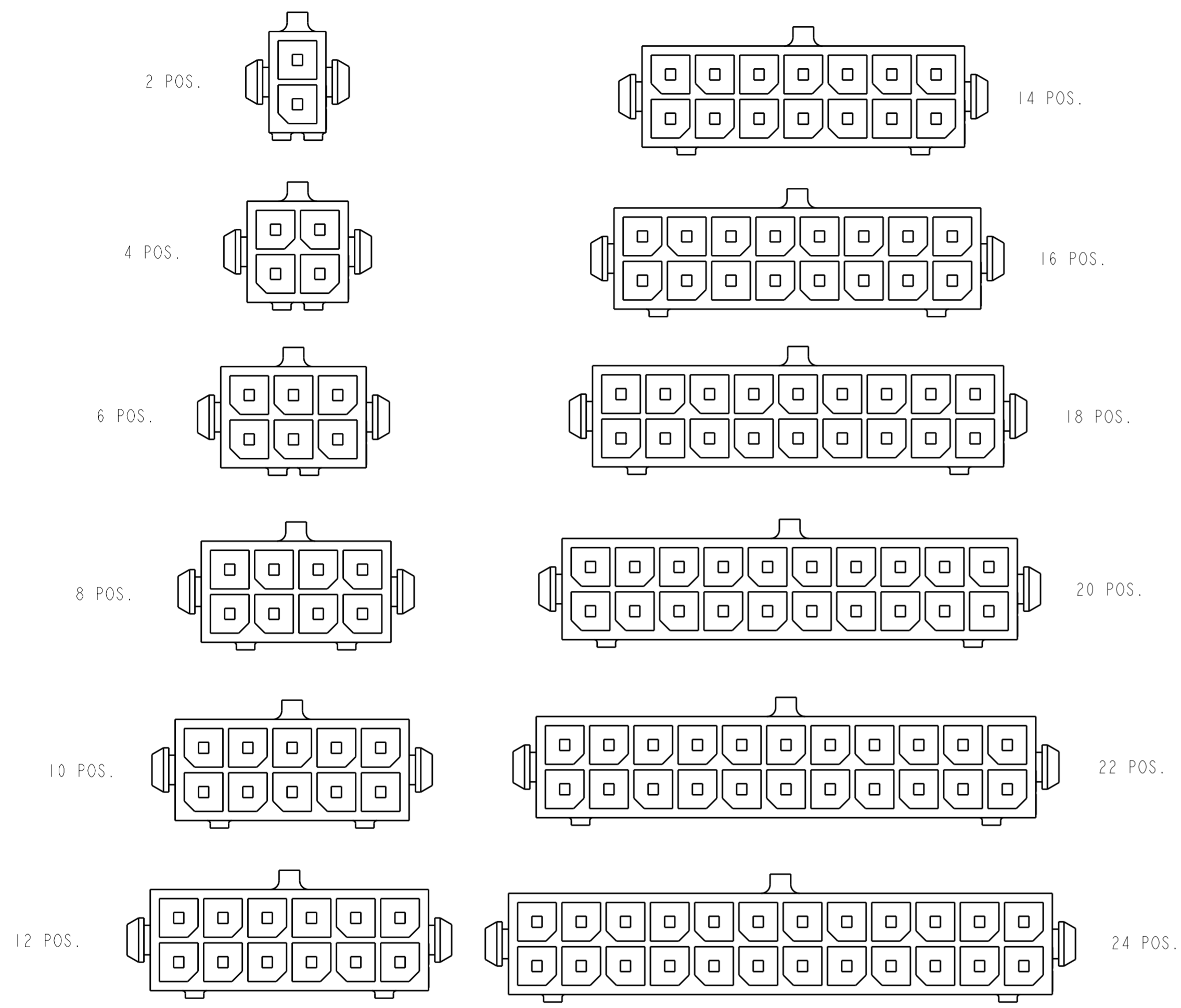


40.00	33.00	36.86	24	5-794631-4
37.00	30.00	33.86	22	5-794631-2
34.00	27.00	30.86	20	5-794631-0
31.00	24.00	27.86	18	4-794631-8
28.00	21.00	24.86	16	4-794631-6
25.00	18.00	21.86	14	4-794631-4
22.00	15.00	18.86	12	4-794631-2
19.00	12.00	15.86	10	4-794631-0
16.00	9.00	12.86	8	3-794631-8
13.00	6.00	9.86	6	3-794631-6
10.00	3.00	6.86	4	3-794631-4
7.00	-	3.86	2	3-794631-2
DIM Y	DIM Z	DIM X	NO. OF POSN.	PART NUMBER

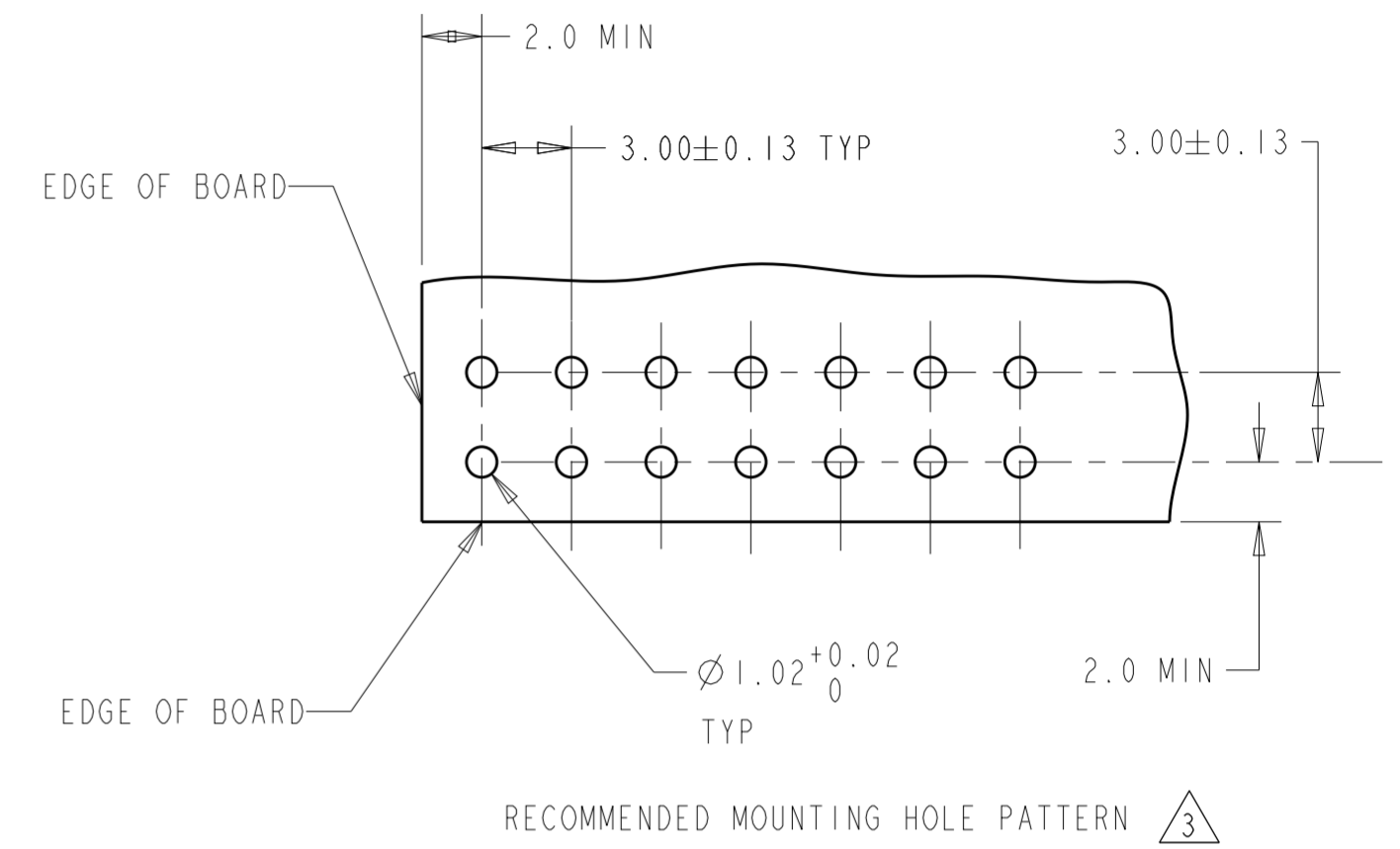
THIS DRAWING IS A CONTROLLED DOCUMENT.		DWN B. HAYMAKER 16AUG99	TE Connectivity	
DIMENSIONS: mm [ INCHES ]		CHK K. COBLE 16AUG99		
TOLERANCES UNLESS OTHERWISE SPECIFIED:		APVD K. COBLE 16AUG99	NAME VERTICAL HEADER ASSEMBLY, THRU HOLE, 15 GOLD, DUAL ROW, MICRO MATE-N-LOK™	
0 PLC ± 1 PLC ± 2 PLC ±0.20 [ .008 ] 3 PLC ± 4 PLC ± ANGLES ±1° FINISH		PRODUCT SPEC 108-1836	SIZE A2	
MATERIAL		APPLICATION SPEC 114-13000	CAGE CODE 00779	DRAWING NO G-794631
		WEIGHT -	RESTRICTED TO	
		CUSTOMER DRAWING	SCALE 4:1	SHEET 1 OF 2
			REV E3	


THIS DRAWING IS UNPUBLISHED. RELEASED FOR PUBLICATION  
 © COPYRIGHT 20 BY - ALL RIGHTS RESERVED.

REVISIONS				
P	LTR	DESCRIPTION	DATE	APVD
-	-	SEE SHEET 1	-	-



KEYING BY POSITION SIZE



THIS DRAWING IS A CONTROLLED DOCUMENT.		DWN B. HAYMAKER 16AUG99	 TE Connectivity																				
DIMENSIONS: mm [ INCHES ]		CHK K. COBLE 16AUG99																					
TOLERANCES UNLESS OTHERWISE SPECIFIED:		APVD K. COBLE 16AUG99																					
<table border="0"> <tr> <td>0 PLC</td> <td>±</td> <td></td> </tr> <tr> <td>1 PLC</td> <td>±</td> <td></td> </tr> <tr> <td>2 PLC</td> <td>±0.20 [ .008 ]</td> <td></td> </tr> <tr> <td>3 PLC</td> <td>±</td> <td></td> </tr> <tr> <td>4 PLC</td> <td>±</td> <td></td> </tr> <tr> <td>ANGLES</td> <td>±1°</td> <td></td> </tr> <tr> <td>FINISH</td> <td></td> <td></td> </tr> </table>		0 PLC		±		1 PLC	±		2 PLC	±0.20 [ .008 ]		3 PLC	±		4 PLC	±		ANGLES	±1°		FINISH		
0 PLC	±																						
1 PLC	±																						
2 PLC	±0.20 [ .008 ]																						
3 PLC	±																						
4 PLC	±																						
ANGLES	±1°																						
FINISH																							
MATERIAL	-	PRODUCT SPEC 108-1836	SIZE A2																				
		APPLICATION SPEC 114-13000	CAGE CODE 00779																				
		WEIGHT -	DRAWING NO G-794631																				
		CUSTOMER DRAWING	RESTRICTED TO -																				
		SCALE 3:1	SHEET 2 OF 2																				
			REV E3																				

单击下面可查看定价，库存，交付和生命周期等信息

[>>TE Connectivity\(泰科\)](#)