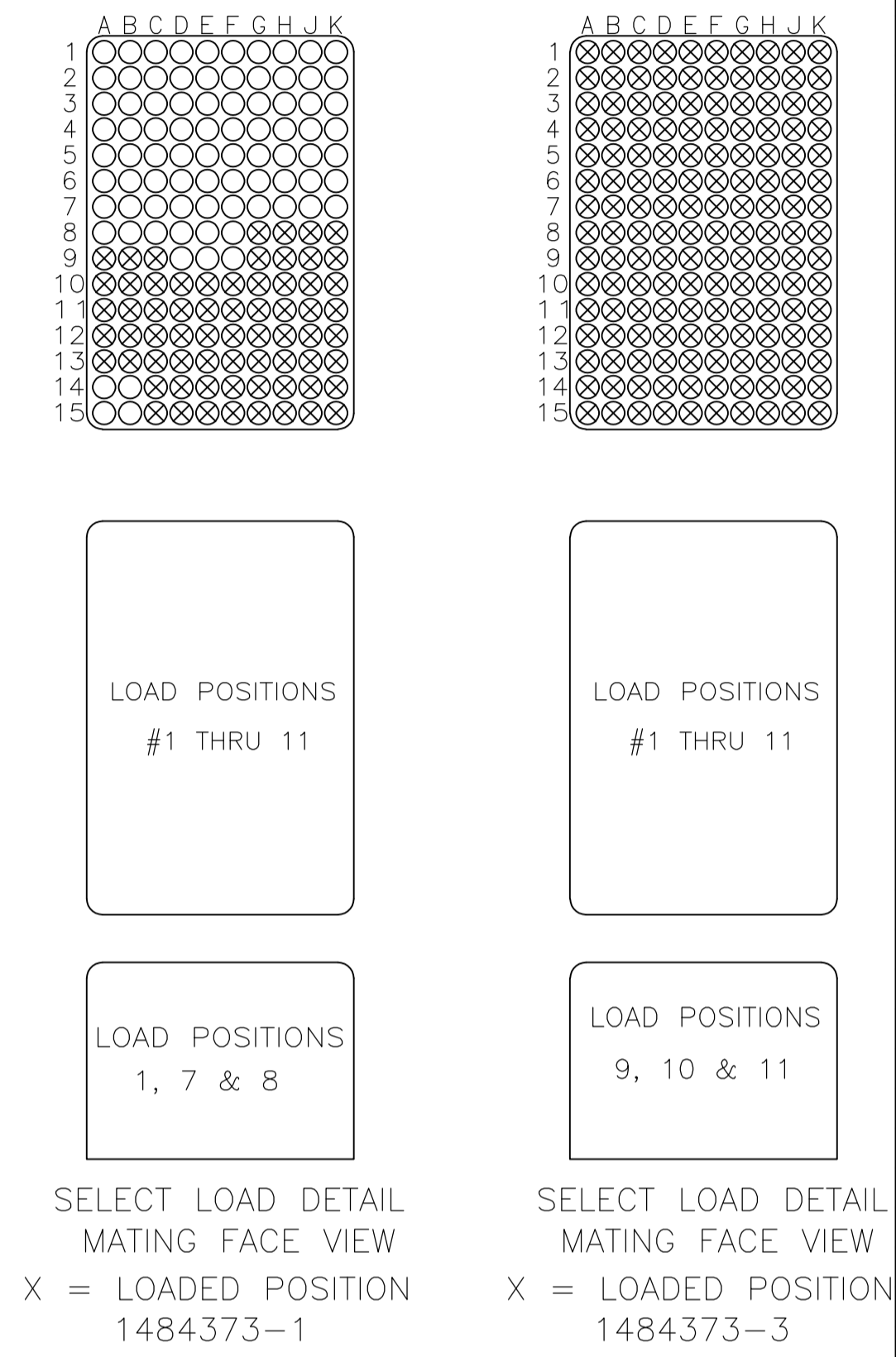
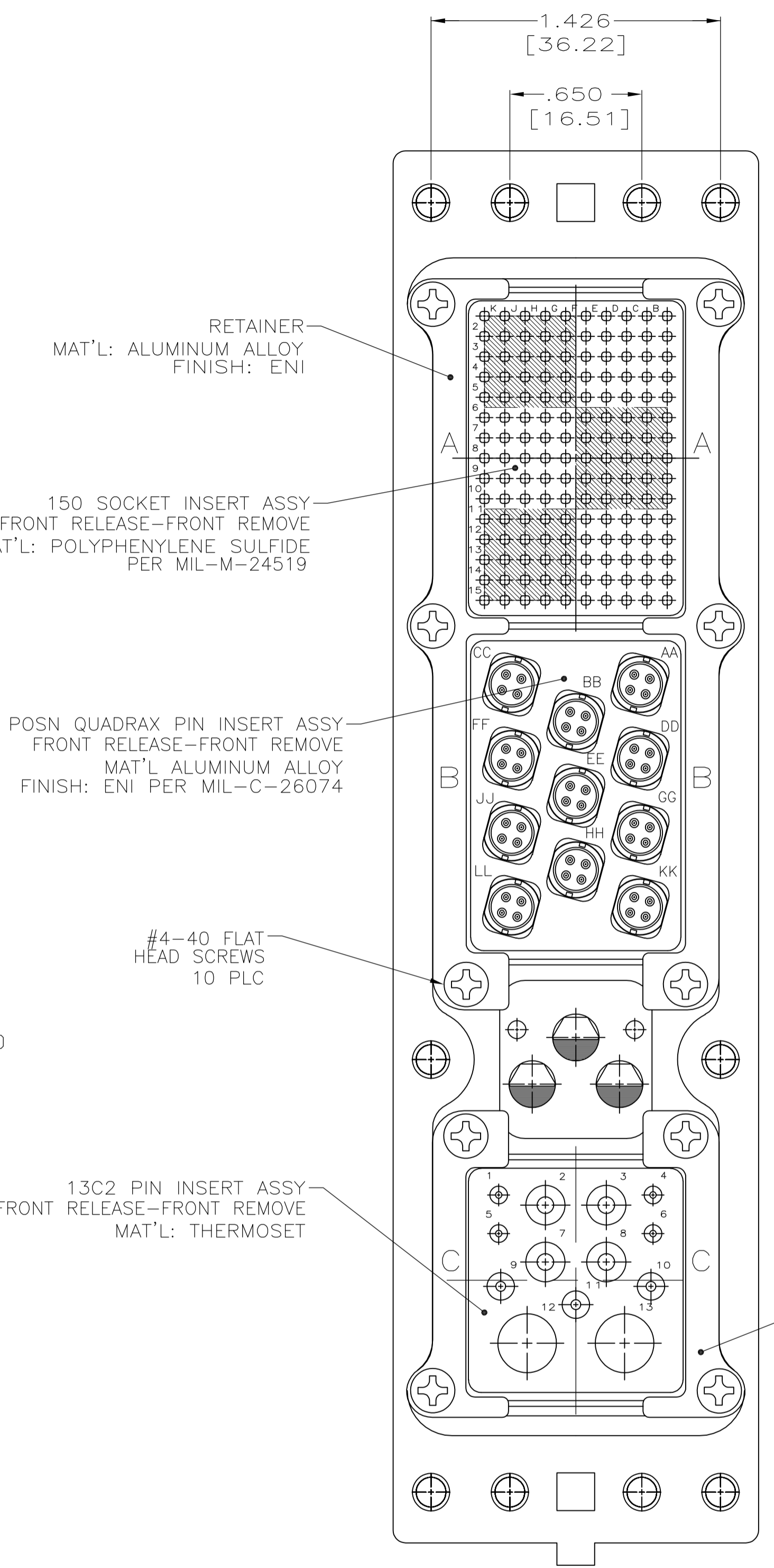
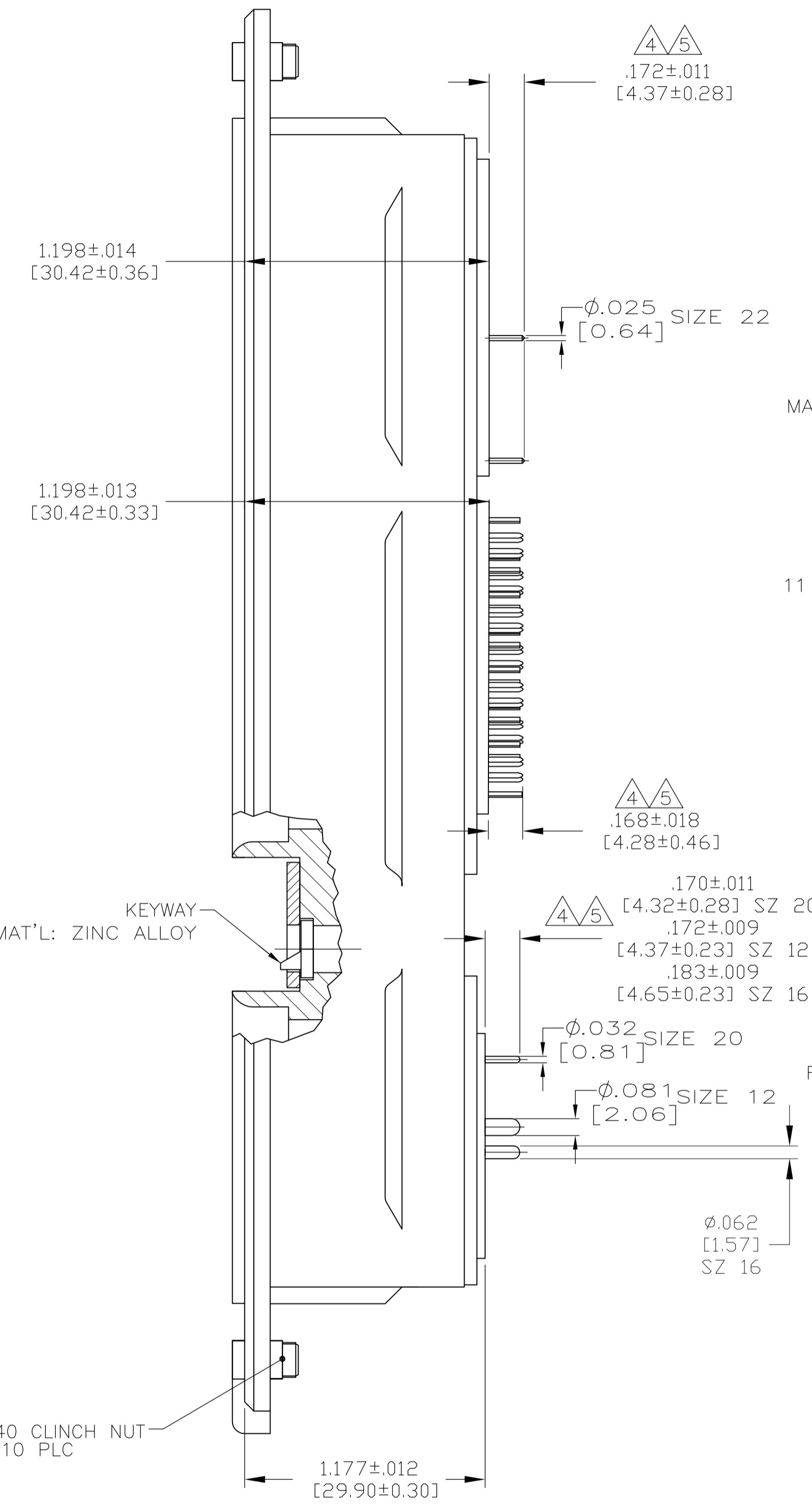
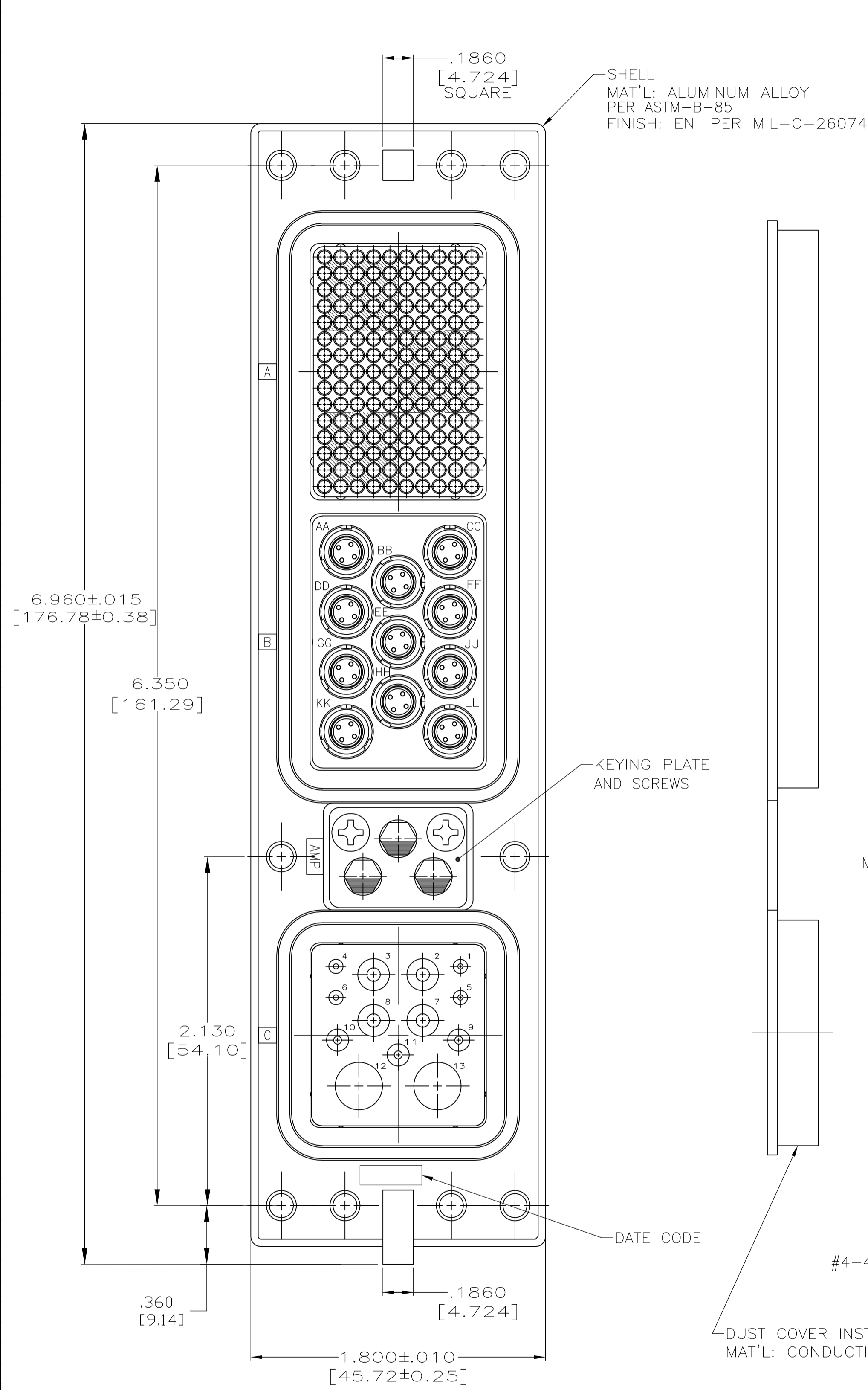


LOC		DIST		REVISIONS			
P	LTR	DESCRIPTION	DATE	DN	APVD	CT	EO
E	REV PER ECO	15-004467	3-26-15	CT	EO		



- CONNECTOR DIMENSIONS ARE PER ARINC 600 SPECIFICATION UNLESS OTHERWISE SPECIFIED.
 - CONNECTOR IS SUPPLIED WITH CONTACTS (PER TABLE) ASSEMBLED AS SHOWN.
 - KEYING SHOWN IN POSITION "01" FOR ILLUSTRATION ONLY. CONNECTORS SHIPPED WITH KEYING INSTALLED IN POSITION PER TABLE.
- WITH CONTACT FULLY SEATED TO REAR OF CAVITY.
SEE TABLE FOR CONTACT COUNT.

"01"	MODULE A: PART NO. 211431-2 (SZ 22; QTY = 150) MODULE B: PART NO. 1445626-3 (SZ 8 QUADRAX; QTY = 11) MODULE C: PART NO. 448139-8 (SZ 16 POSTED PIN CONTACT QTY = 3)	1484373-3
"01"	MODULE A: PART NO. 211431-2 (SZ 22; QTY = 67) MODULE B: PART NO. 1445626-3 (SZ 8 QUADRAX; QTY = 11) MODULE C: PART NO. 2-448138-0 (SZ 20 POSTED PIN CONTACT QTY = 1) PART NO. 1-448140-2 (SZ 12 POSTED PIN CONTACT QTY = 2)	1484373-1
KEYING POSITION	CONTACTS INCLUDED AND INSTALLED (SELECT LOADED PER DETAIL)	PART NUMBER

THIS DRAWING IS A CONTROLLED DOCUMENT.

DIMENSIONS: INCHES	TOLERANCES UNLESS OTHERWISE SPECIFIED:	DIN C.C.THOMAS 12-13-01	CHIK S.GLATFELTER 12-13-01	APVD S.GLATFELTER 12-13-01	NAME
0 PLC ± -	1 PLC ± .01	2 PLC ± .005	3 PLC ± .0020	4 PLC ANGLES ± -	RECEPTACLE ASSY, SIZE 2, FRONT RELEASE, ARINC 600 WITH QUADRAX CONTACTS
MATERIAL SEE CALLOUTS	FINISH SEE CALLOUTS	WEIGHT	SIZE CAGE CODE DRAWING NO	RESTRICTED TO	
			A1 00779 1484373		
CUSTOMER DRAWING		SCALE 2:1	SHEET 1 OF 1	REV E	

STE TE Connectivity

单击下面可查看定价，库存，交付和生命周期等信息

[>>TE Connectivity\(泰科\)](#)